



US00D984576S

(12) **United States Design Patent** (10) **Patent No.:** **US D984,576 S**  
**Liang** (45) **Date of Patent:** **\*\* Apr. 25, 2023**

(54) **GUN MAGNET**

(71) Applicant: **Chenglong Liang**, Shanghai (CN)

(72) Inventor: **Chenglong Liang**, Shanghai (CN)

(\*\*) Term: **15 Years**

(21) Appl. No.: **29/763,913**

(22) Filed: **Dec. 26, 2020**

(51) **LOC (14) Cl.** ..... **22-01**

(52) **U.S. Cl.**  
USPC ..... **D22/108**; D13/183; D6/552

(58) **Field of Classification Search**  
USPC ..... D22/100, 103, 108, 109; D21/567, 570,  
D21/573; D13/183; D6/552  
CPC ..... F41C 7/00; F41C 23/00; F16B 37/047;  
F16L 27/1274  
See application file for complete search history.

(56) **References Cited**

**U.S. PATENT DOCUMENTS**

D261,936 S	*	11/1981	Sumiyasu	.....	D24/211
D753,783 S	*	4/2016	Pittman	.....	D22/108
D759,605 S	*	6/2016	Kimble	.....	D13/183
D808,192 S	*	1/2018	Adam	.....	D6/552
D852,150 S	*	6/2019	Turksu	.....	D13/183
D864,345 S	*	10/2019	Yi	.....	D22/109
D866,492 S	*	11/2019	Cheng	.....	D13/183
D909,980 S	*	2/2021	Omelchenko	.....	D13/183
D968,125 S	*	11/2022	Chen	.....	D6/552
D969,259 S	*	11/2022	Chen	.....	D6/552

**OTHER PUBLICATIONS**

“Knine Outdoors Gun Magnet 4 Pack 45 Pound Capacity Magnetic Gun Mounts for Pistol Revolver Rifle Carbine Shotgun and More

Self Defense Home Bedroom Desk Car and Truck Accessories for Men and Women” [online]. Knine Outdoors. [Product available as early as Sep. 13, 2020]. Retrieved from the Internet: <https://www.amazon.com/dp/B08HY46QBY>.\*  
“DeYoungArbeit Gun Magnet 56lbs Rated Magnetic Gun Mount Holster, Anti Scratch Premium Rubber Coated Concealed Firearm Holder for Rifle Pistol Magazines in Vehicle Truck” [online]. DeYoungArbeit. [Product available as early as Jan. 10, 2021]. Retrieved from the Internet: <https://www.amazon.com/dp/B07WCMNDZB>.\*

\* cited by examiner

*Primary Examiner* — Mojtaba Tehrani

(57) **CLAIM**

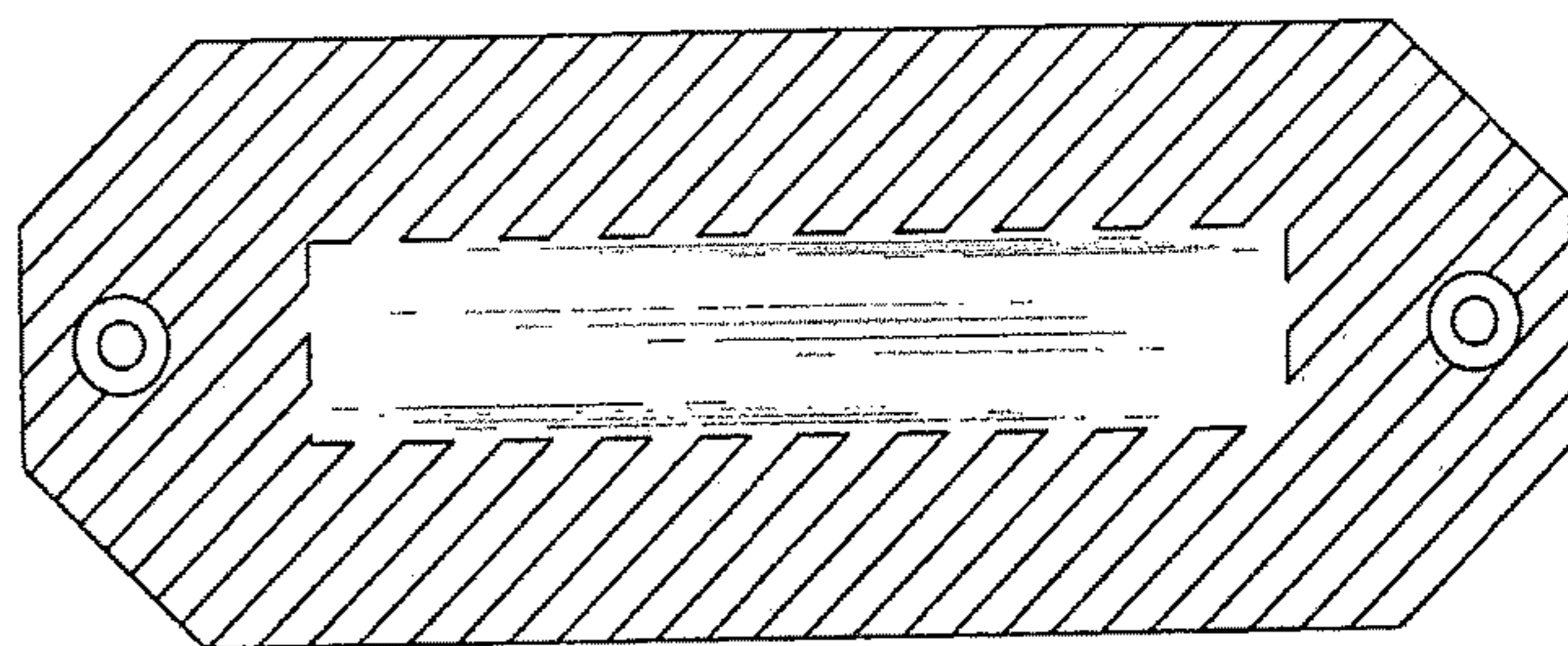
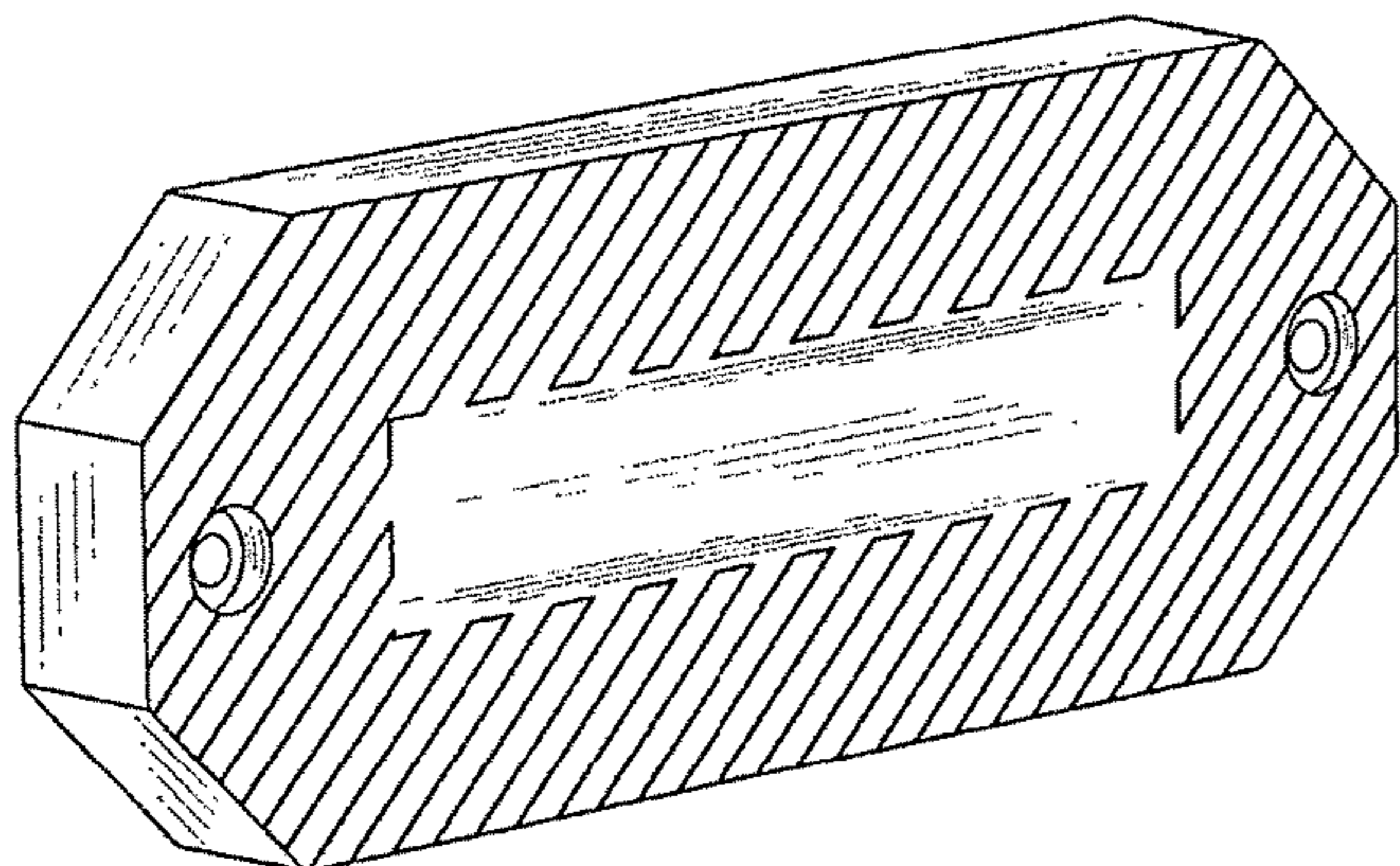
The ornamental design for a gun magnet, as shown and described.

**DESCRIPTION**

FIG. 1 is a perspective view of a gun magnet showing my new design;  
FIG. 2 is a front elevation view thereof;  
FIG. 3 is a rear elevation view thereof;  
FIG. 4 is a left side elevation view thereof;  
FIG. 5 is a right side elevation view thereof;  
FIG. 6 is a top plan view thereof; and,  
FIG. 7 is a bottom plan view thereof.

The broken line in the drawings disclose the unclaimed portions of the magnet only and forms no part of the claimed design.

**1 Claim, 7 Drawing Sheets**



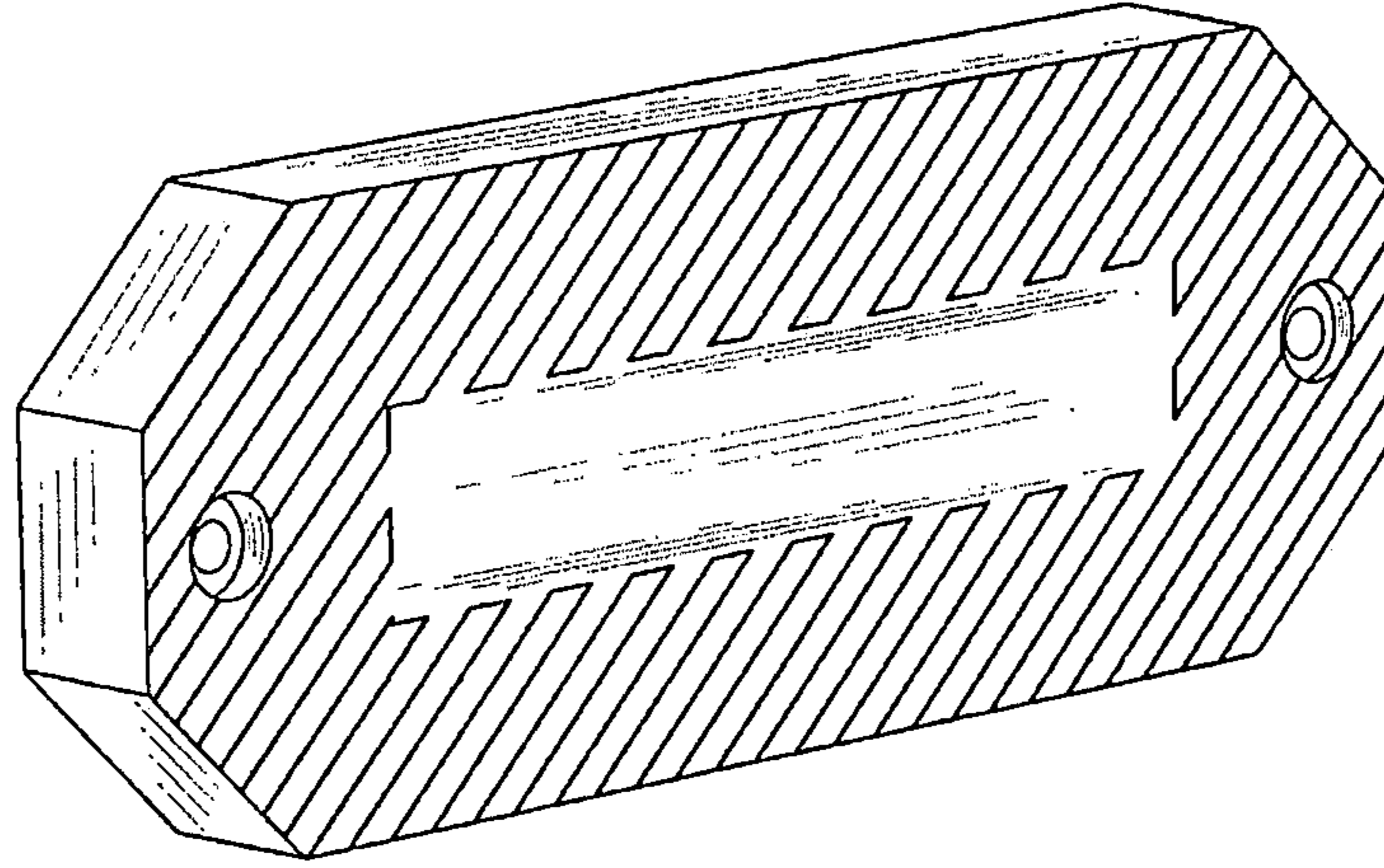


FIG. 1

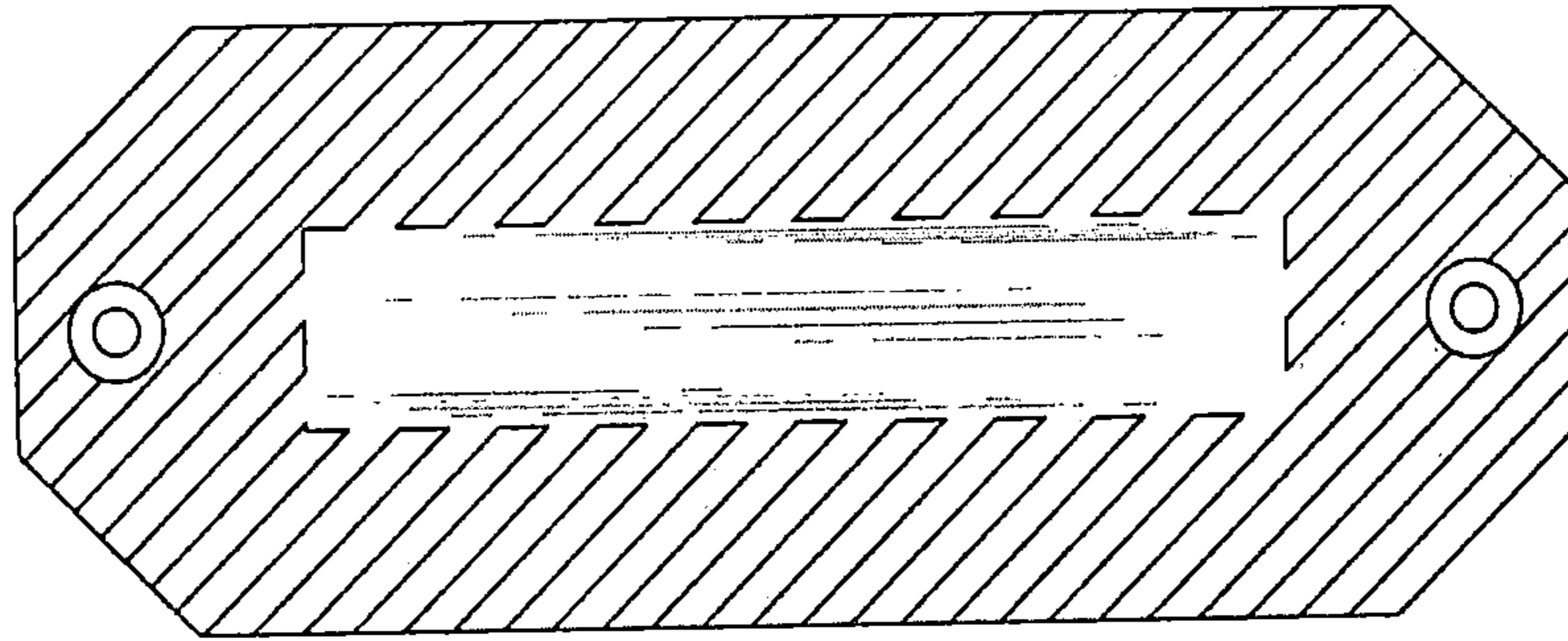


FIG. 2




FIG. 3




FIG. 4




FIG. 5




FIG. 6




FIG. 7