



US00D984567S

(12) **United States Design Patent** (10) **Patent No.:** **US D984,567 S**
Cameron (45) **Date of Patent:** **** *Apr. 25, 2023**

- (54) **PUTTER GOLF CLUB HEAD**
- (71) Applicant: **Acushnet Company**, Fairhaven, MA (US)
- (72) Inventor: **Don T. Cameron**, Carlsbad, CA (US)
- (73) Assignee: **Acushnet Company**, Fairhaven, MA (US)
- (*) Notice: This patent is subject to a terminal disclaimer.
- (**) Term: **15 Years**

D837,911 S *	1/2019	Bruschi	D21/736
D844,085 S *	3/2019	Nicolette	D21/743
D844,722 S *	4/2019	Wang	D21/736
D844,723 S *	4/2019	Nicolette	D21/743
D852,911 S *	7/2019	Wang	D21/744
D859,545 S *	9/2019	Long	D21/736
D864,325 S *	10/2019	Rollinson	D21/743
D867,495 S *	11/2019	Cameron	D21/736
D867,496 S *	11/2019	Cameron	D21/736
D873,358 S *	1/2020	Lee	D21/744
D877,829 S *	3/2020	Cameron	D21/736
D877,830 S *	3/2020	Cameron	D21/736
D877,831 S *	3/2020	Cameron	D21/736
D892,243 S *	8/2020	Rollinson	D21/743
D892,954 S *	8/2020	Clarke	D21/736
D892,955 S *	8/2020	Clarke	D21/744

(Continued)

- (21) Appl. No.: **29/770,077**
- (22) Filed: **Feb. 9, 2021**
- (51) **LOC (14) Cl.** **21-02**
- (52) **U.S. Cl.**
USPC **D21/744**
- (58) **Field of Classification Search**
USPC D21/736-746, 759
CPC A63B 53/00; A63B 53/04; A63B 53/007;
A63B 53/065; A63B 53/0487; A63B
60/00; A63B 60/46
See application file for complete search history.

OTHER PUBLICATIONS

Ping putters google search; google.com; Jul. 28, 2022.*
ping.com; Jul. 28, 2022.*
U.S. Appl. No. 29/733,661, filed May 5, 2020, Don T. Cameron.

Primary Examiner — Mitchell I. Siegel
(74) *Attorney, Agent, or Firm* — Randy K. Chang

(57) **CLAIM**

The ornamental design for putter golf club head, as shown and described.

DESCRIPTION

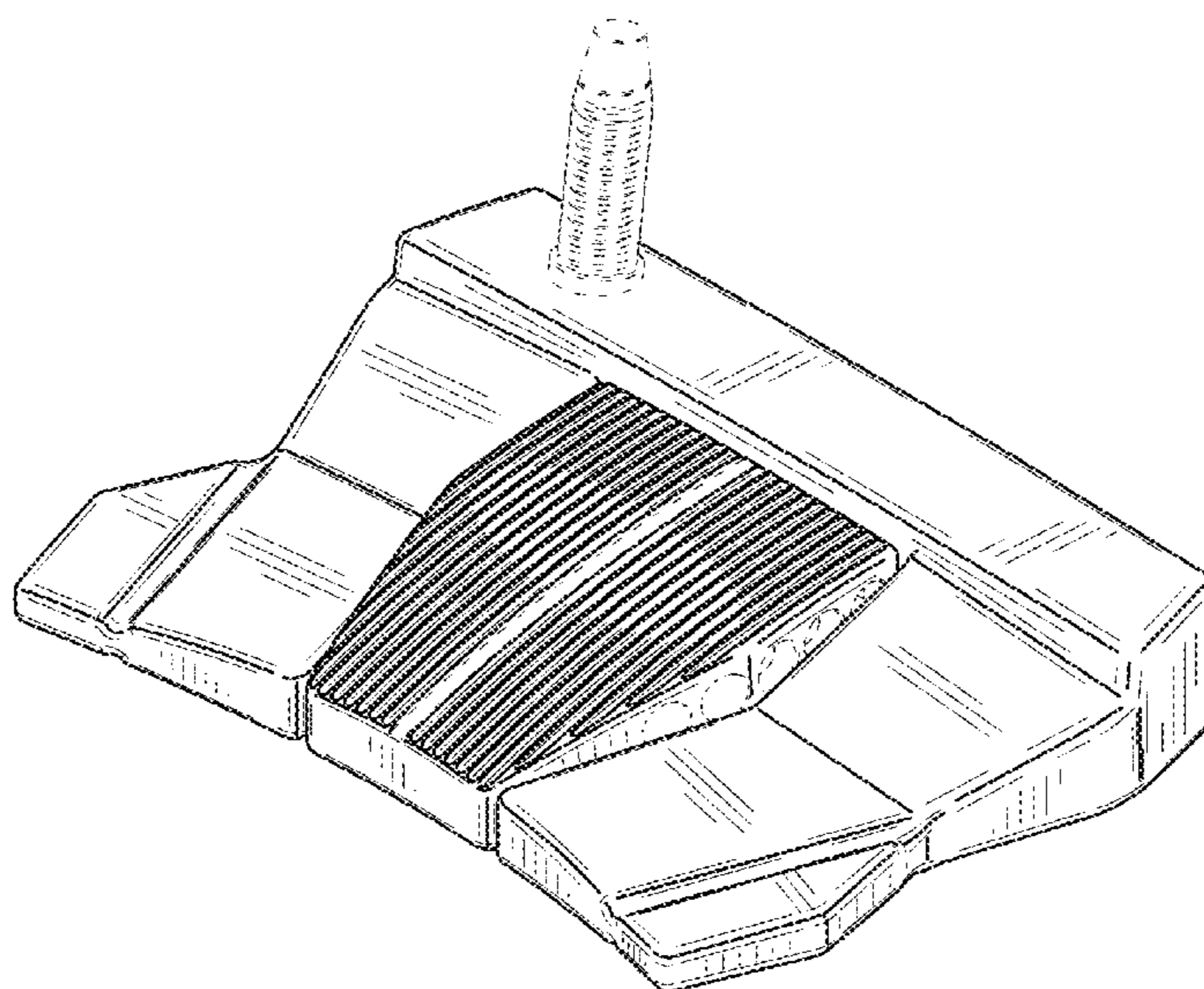
FIG. 1 is a perspective top plan view of a putter golf club head showing my design;
FIG. 2 is a top plan view thereof;
FIG. 3 is a bottom plan view thereof;
FIG. 4 is a rear elevational plan view thereof;
FIG. 5 is a front elevation view thereof;
FIG. 6 is a heel end view thereof; and,
FIG. 7 is a toe end view thereof.
The broken lines shown on the drawings forms no part of the claimed design.

1 Claim, 5 Drawing Sheets

(56) **References Cited**

U.S. PATENT DOCUMENTS

D591,806 S *	5/2009	Cameron	D21/743
D643,485 S *	8/2011	Nicolette	D21/736
D653,718 S *	2/2012	Stokke	D21/743
D728,715 S *	5/2015	Cameron	D21/736
D774,607 S *	12/2016	Serrano	D21/743
D783,745 S *	4/2017	Chen	D21/743
D796,603 S *	9/2017	Serrano	D21/744
D807,453 S *	1/2018	Serrano	D21/743
D815,222 S *	4/2018	Serrano	D21/743
D824,462 S *	7/2018	Bruschi	D21/736
D827,064 S *	8/2018	Wypych	D21/743
D832,381 S *	10/2018	Serrano	D21/743



(56)

References Cited

U.S. PATENT DOCUMENTS

D892,956	S	*	8/2020	Clarke	D21/744
D895,037	S	*	9/2020	Clarke	D21/736
D896,328	S	*	9/2020	Clarke	D21/743
D898,846	S	*	10/2020	Clarke	D21/743
D898,847	S	*	10/2020	Clarke	D21/743
D903,799	S	*	12/2020	Cameron	D21/743
D907,730	S	*	1/2021	Rollinson	D21/759
D909,504	S	*	2/2021	Schweigert	D21/736
D912,174	S	*	3/2021	Toulon	D21/743
D920,453	S	*	5/2021	Cameron	D21/736
D921,140	S	*	6/2021	Serrano	D21/736
D921,141	S	*	6/2021	Wang	D21/744
D930,768	S	*	9/2021	Cameron	D21/743
D936,768	S	*	11/2021	Cameron	D21/736
D936,769	S	*	11/2021	Cameron	D21/744
D936,770	S	*	11/2021	Cameron	D21/744
D936,771	S	*	11/2021	Cameron	D21/744
D944,348	S	*	2/2022	Kim	D21/743
D946,678	S	*	3/2022	Rollinson	D21/744

* cited by examiner

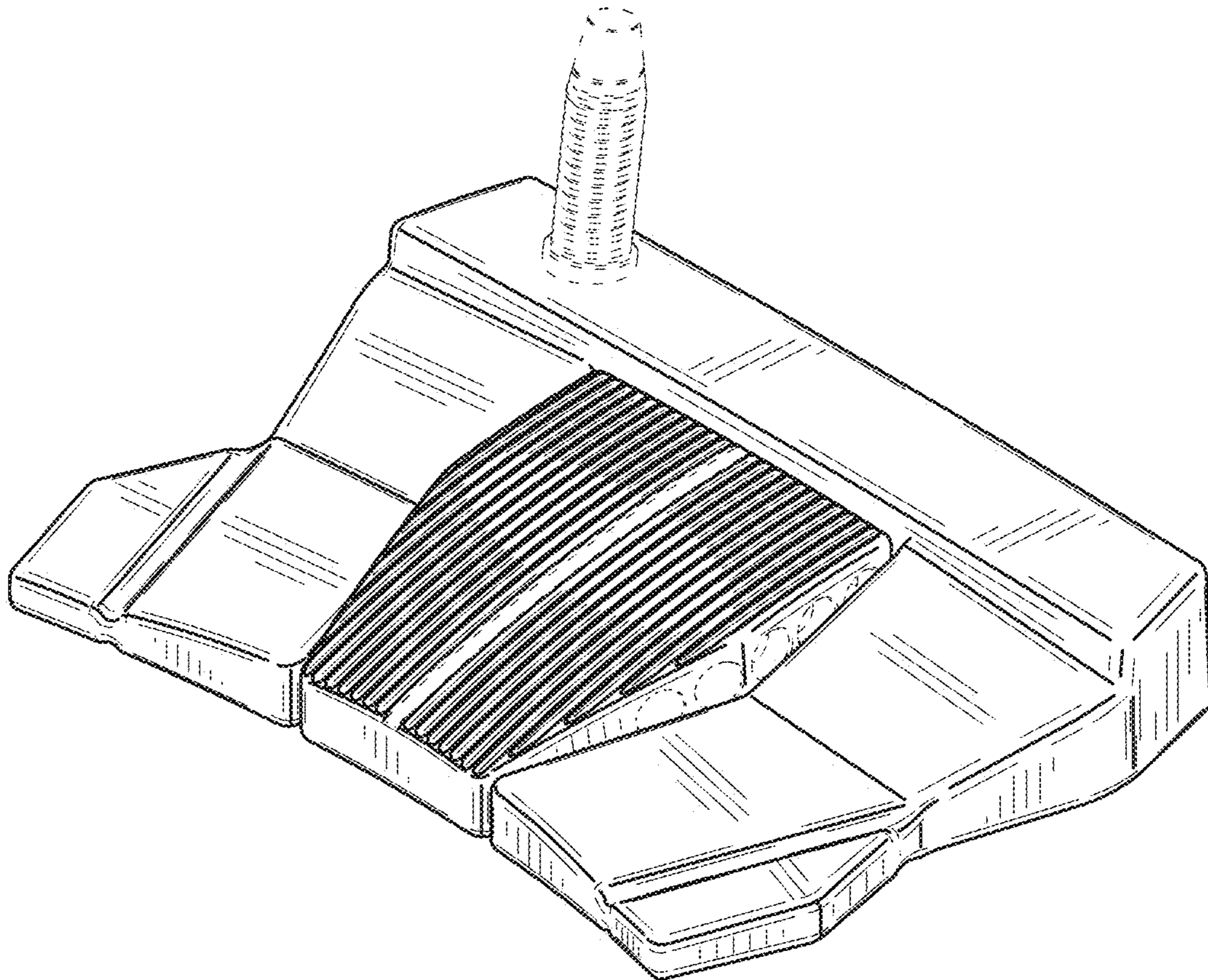


FIG. 1

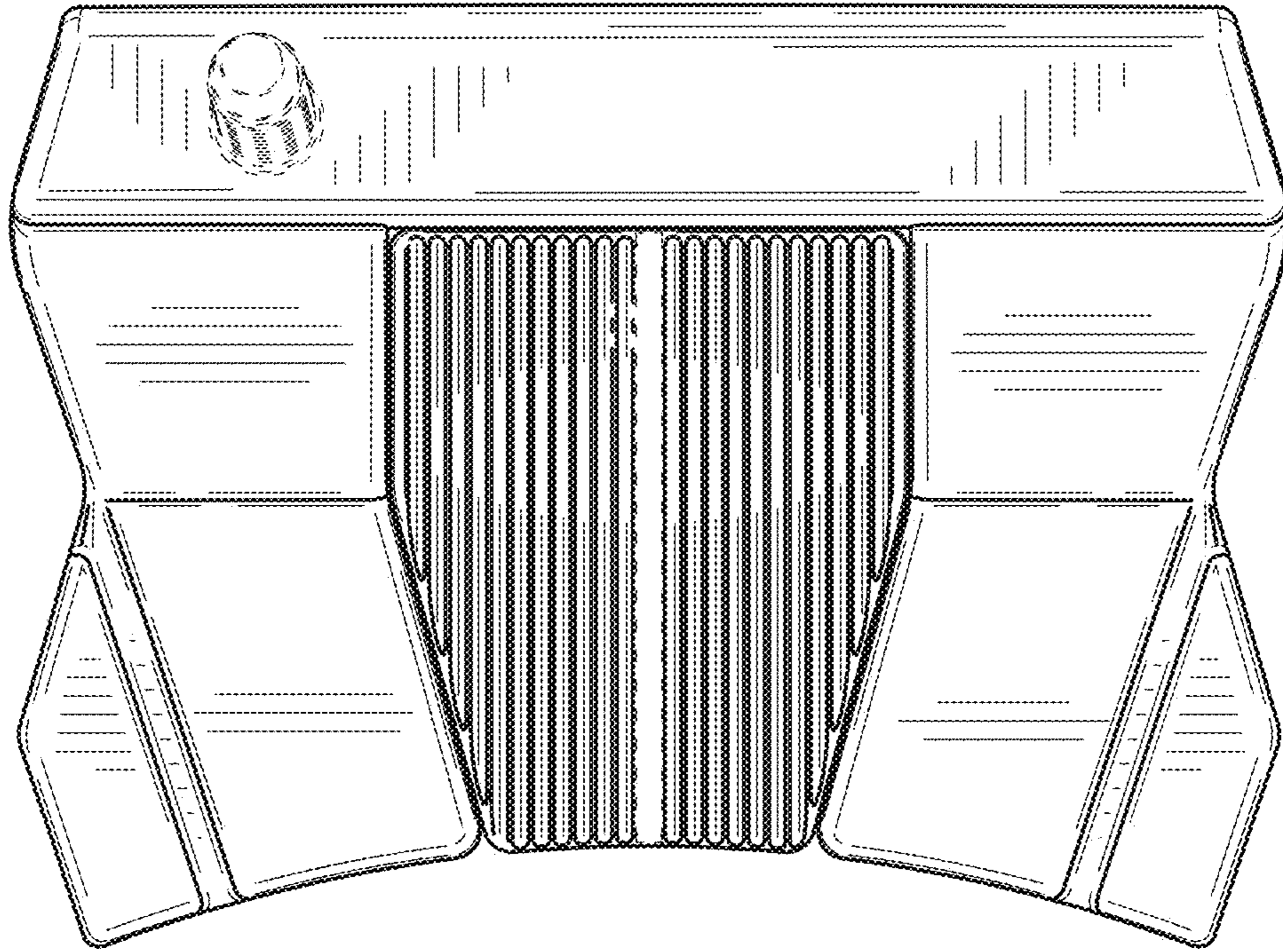


FIG. 2

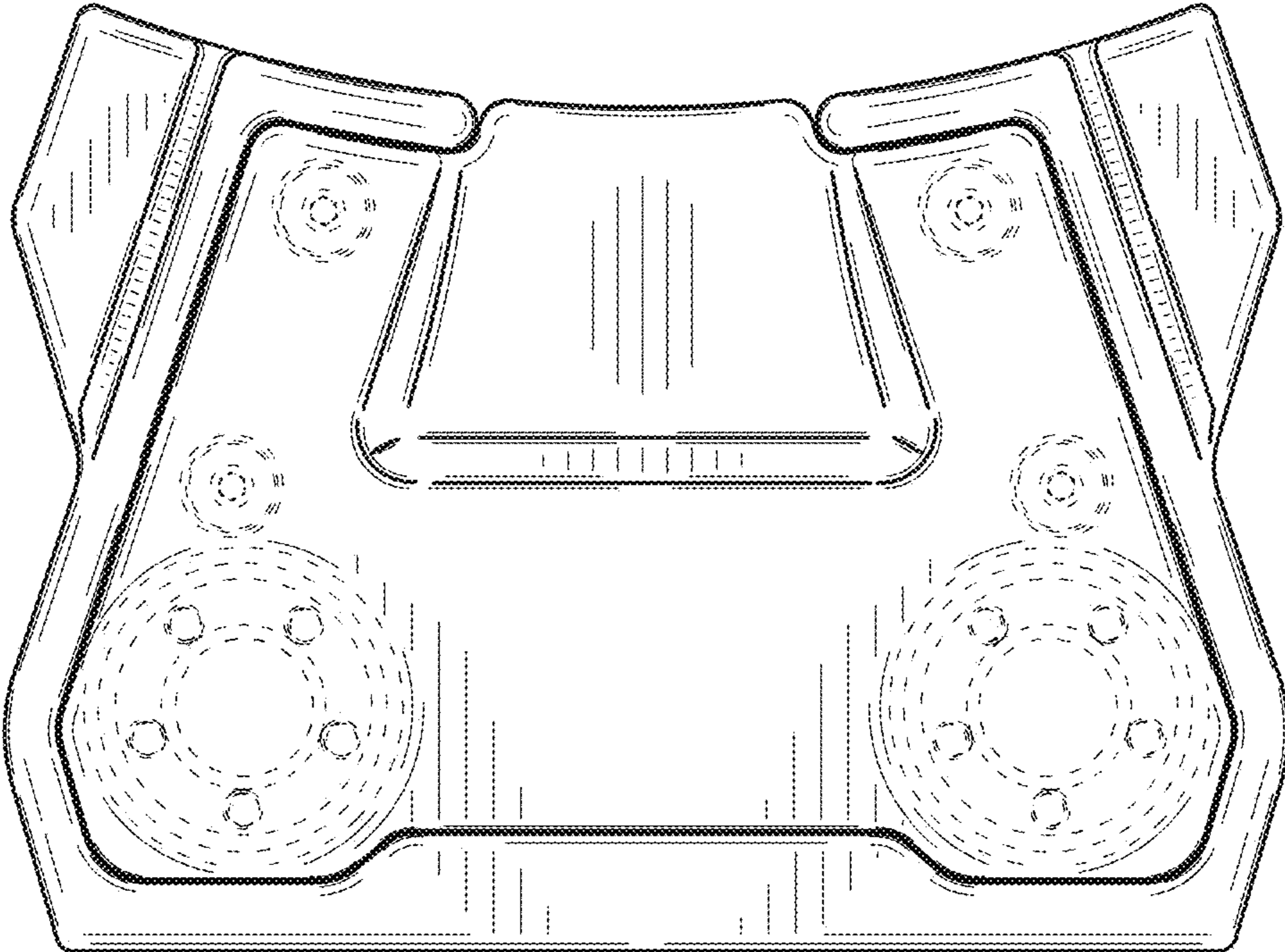


FIG. 3

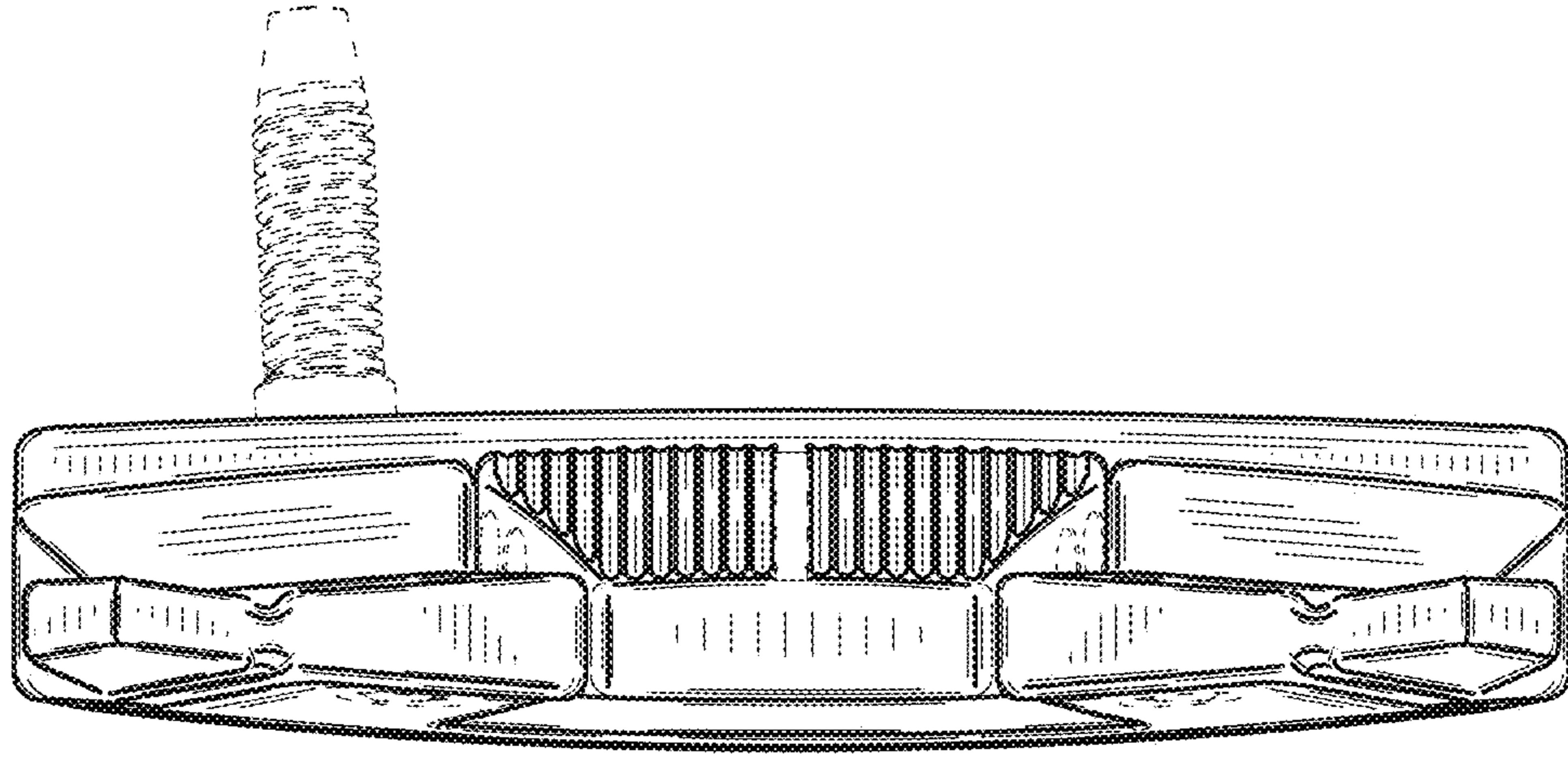


FIG. 4




FIG. 5

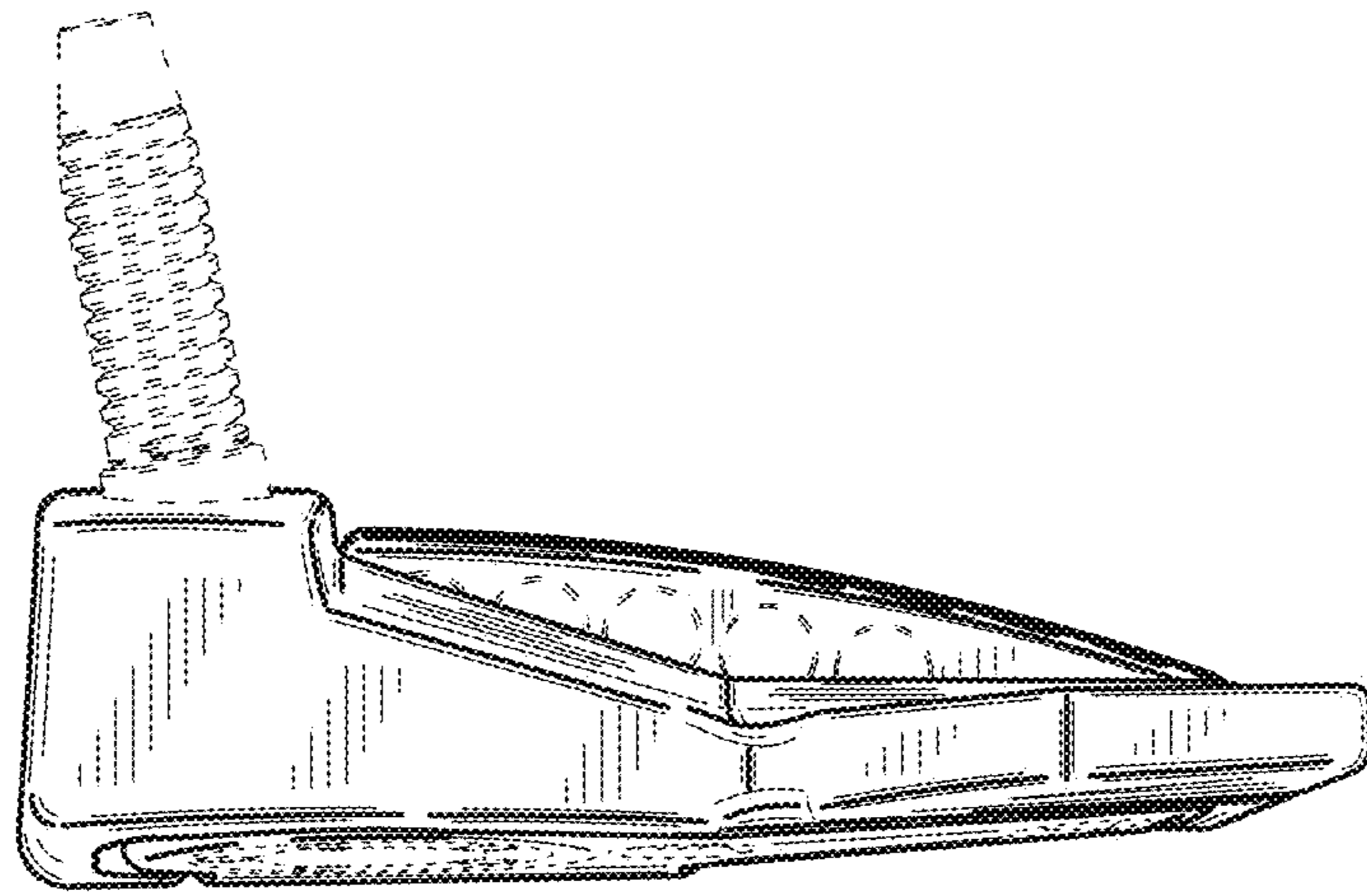


FIG. 6

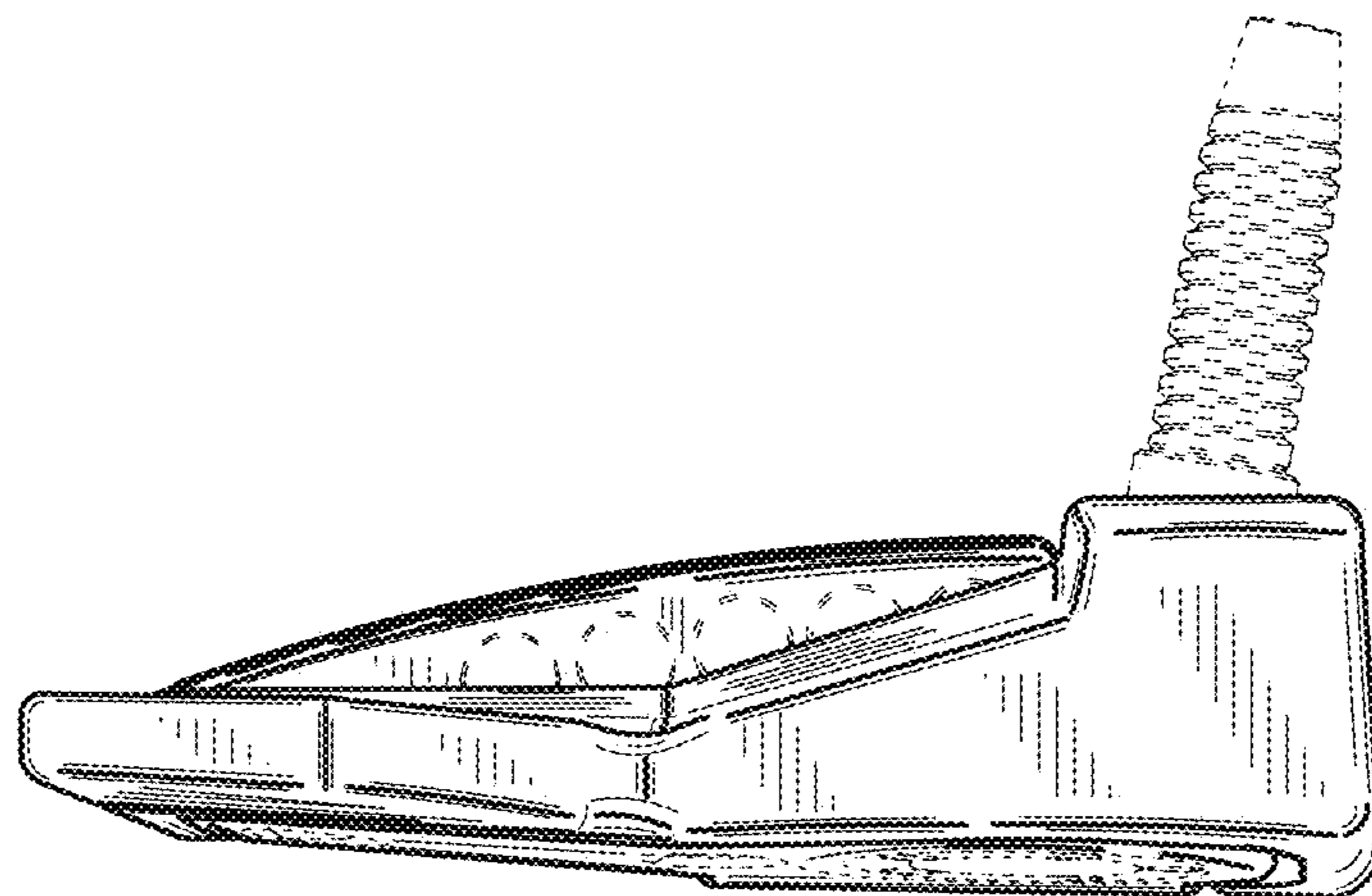


FIG. 7