



US00D984548S

(12) **United States Design Patent**  
**Peng**

(10) **Patent No.:** **US D984,548 S**

(45) **Date of Patent:** **\*\* Apr. 25, 2023**

(54) **PAIR OF HULA HOOP ACCESSORIES**

(71) Applicant: **Shuanglong Peng**, Hunan (CN)

(72) Inventor: **Shuanglong Peng**, Hunan (CN)

(\*\*) Term: **15 Years**

(21) Appl. No.: **29/780,199**

(22) Filed: **Apr. 22, 2021**

(30) **Foreign Application Priority Data**

Apr. 6, 2021 (CN) ..... 202130188772.3

(51) **LOC (14) Cl.** ..... **21-01**

(52) **U.S. Cl.**  
USPC ..... **D21/457**

(58) **Field of Classification Search**  
USPC ..... D21/387, 400, 406, 444, 457, 662, 672,  
D21/683, 694, 707, 797; D24/200, 211;  
446/28, 236, 450, 453; 482/23, 110;  
601/121

CPC ..... A63B 19/00; A63B 19/02; A63B 21/0004;  
A63B 21/0618; A63B 21/065; A63B  
23/0205; A63B 23/0211; A63H 33/02

See application file for complete search history.

(56) **References Cited**

**U.S. PATENT DOCUMENTS**

- 3,332,166 A \* 7/1967 Alexander ..... A63H 33/02  
482/148
- 4,480,831 A \* 11/1984 Muller-Deinhardt .....  
A63B 21/0608  
446/236
- 5,083,964 A \* 1/1992 Arad ..... A63B 19/00  
446/28
- 5,145,443 A \* 9/1992 Vaisnys ..... A63H 5/00  
446/265
- D343,209 S \* 1/1994 Lee ..... D10/97
- 5,342,273 A \* 8/1994 Plendl ..... A63B 21/045  
482/122

- 5,492,526 A \* 2/1996 Chen ..... A63B 19/00  
446/236
- D442,234 S \* 5/2001 Seo ..... D21/457
- D443,002 S \* 5/2001 Seo ..... D21/457
- D445,146 S 7/2001 Seo
- D447,192 S \* 8/2001 Kim ..... D21/457
- 6,379,288 B1 \* 4/2002 Liu ..... A63B 21/065  
446/236
- D458,653 S \* 6/2002 Hsu ..... D21/457
- 6,497,603 B1 \* 12/2002 Magers ..... A63B 19/00  
446/236

(Continued)

**FOREIGN PATENT DOCUMENTS**

- CN 302641782 \* 11/2013
- CN 303090415 \* 1/2015

(Continued)

*Primary Examiner* — Leanne Was-Englehart

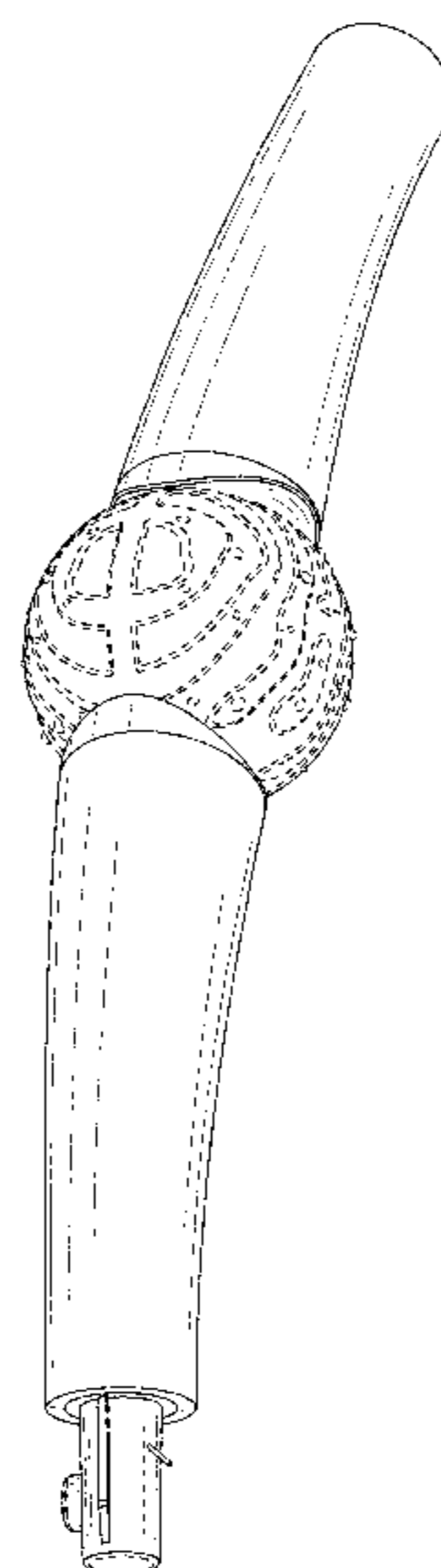
(57) **CLAIM**

The ornamental design for a pair of hula hoop accessories, as shown and described.

**DESCRIPTION**

FIG. 1 is a perspective view showing one component of my new design for a pair of hula hoop accessories, the identical second component being omitted for ease of illustration; FIG. 2 is a front elevational view thereof; FIG. 3 is a rear elevational view thereof; FIG. 4 is a left side elevational view thereof; FIG. 5 is a right side elevational view thereof; FIG. 6 is a top plan view thereof; FIG. 7 is a bottom plan view thereof; and, FIG. 8 is a perspective view showing the claimed pair of accessories in association with a hula hoop. The broken lines depict portions of the pair of hula hoop accessories and associated hula hoop that form no part of the claimed design.

**1 Claim, 8 Drawing Sheets**



(56)

**References Cited**

U.S. PATENT DOCUMENTS

7,303,458 B1 \* 12/2007 Wolfinbarger ..... A63H 33/02  
446/28  
7,780,501 B2 \* 8/2010 Kim ..... A63H 33/02  
446/236  
D847,910 S 5/2019 Yoon  
2002/0068498 A1 \* 6/2002 Li ..... A63B 19/00  
446/23  
2004/0048725 A1 \* 3/2004 Dong ..... A63B 19/02  
482/148  
2008/0182734 A1 \* 7/2008 Wu ..... A63B 23/12  
482/126  
2012/0157272 A1 \* 6/2012 Kessler ..... A63B 21/0608  
482/110  
2013/0331233 A1 \* 12/2013 Wilson ..... A63B 21/4035  
482/46  
2016/0332018 A1 \* 11/2016 Granat ..... H05B 45/00

FOREIGN PATENT DOCUMENTS

CN 303807068 \* 8/2016  
CN 112336118 A \* 2/2021  
CN 215136402 U \* 12/2021  
DE 29909292 U1 \* 8/1999 ..... A63B 19/00  
HU 210341 B \* 3/1995  
KR 300629056.0000 \* 1/2012  
TW M407081 U \* 7/2011  
WO WO-2016196613 A1 \* 12/2016 ..... A63B 21/0004

\* cited by examiner

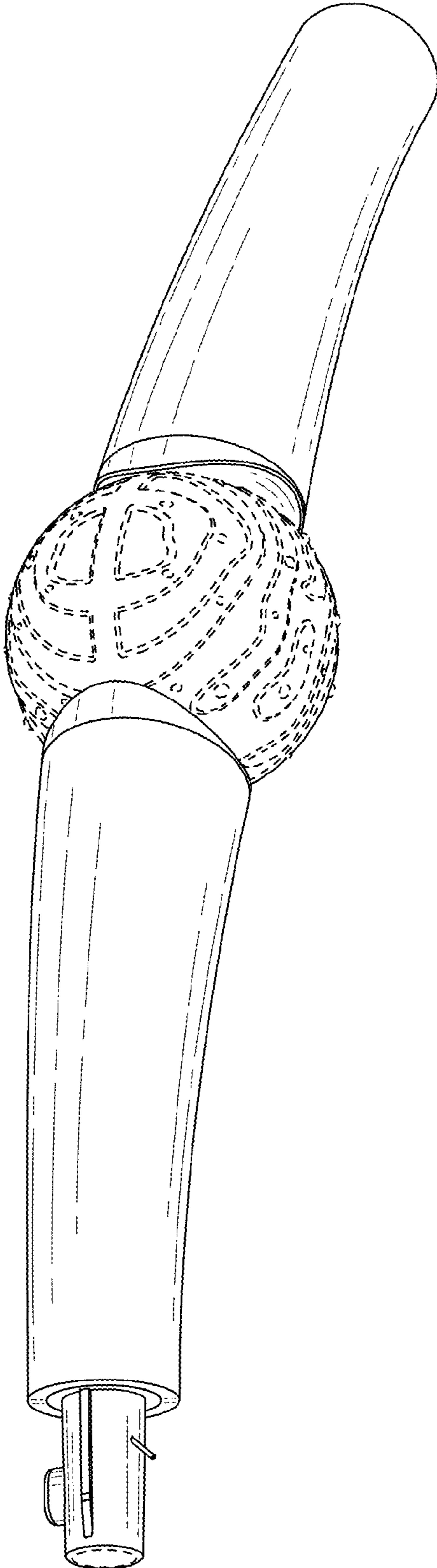


FIG.1

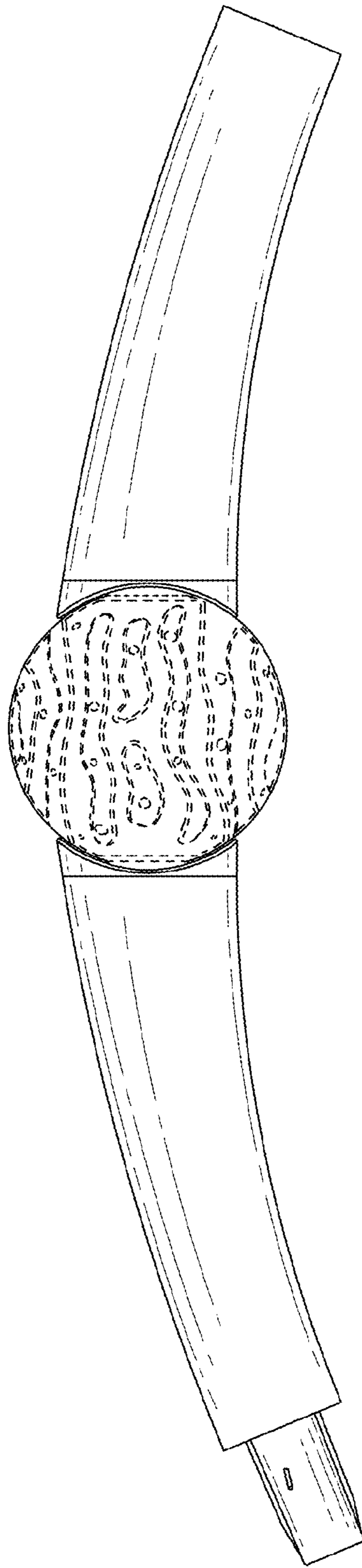


FIG.2

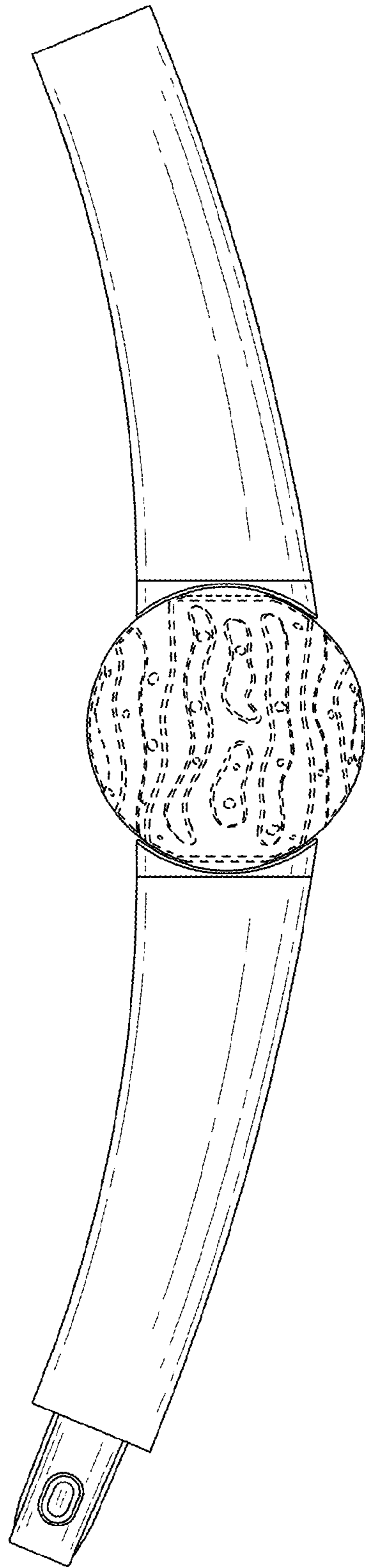


FIG.3

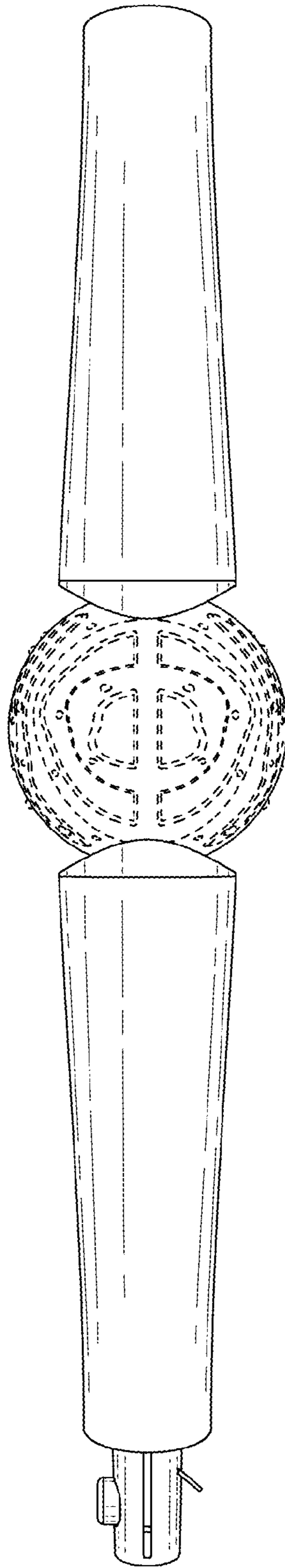


FIG.4

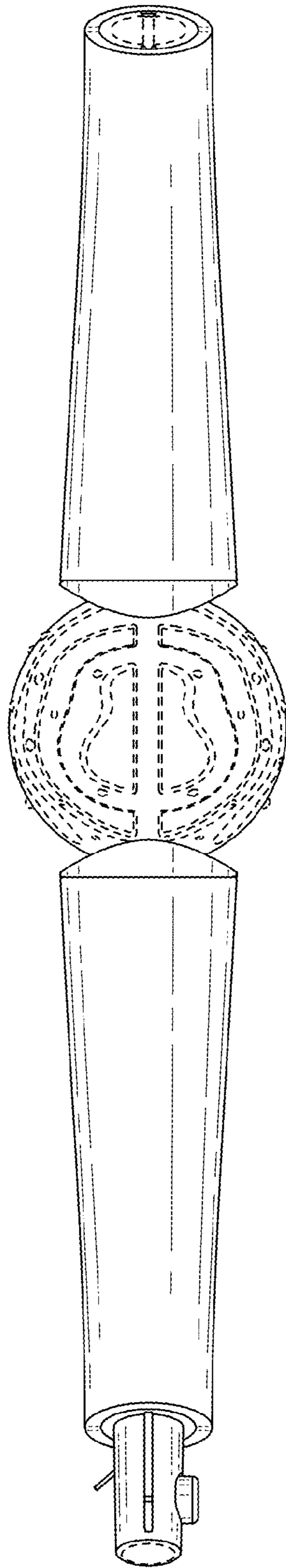


FIG.5

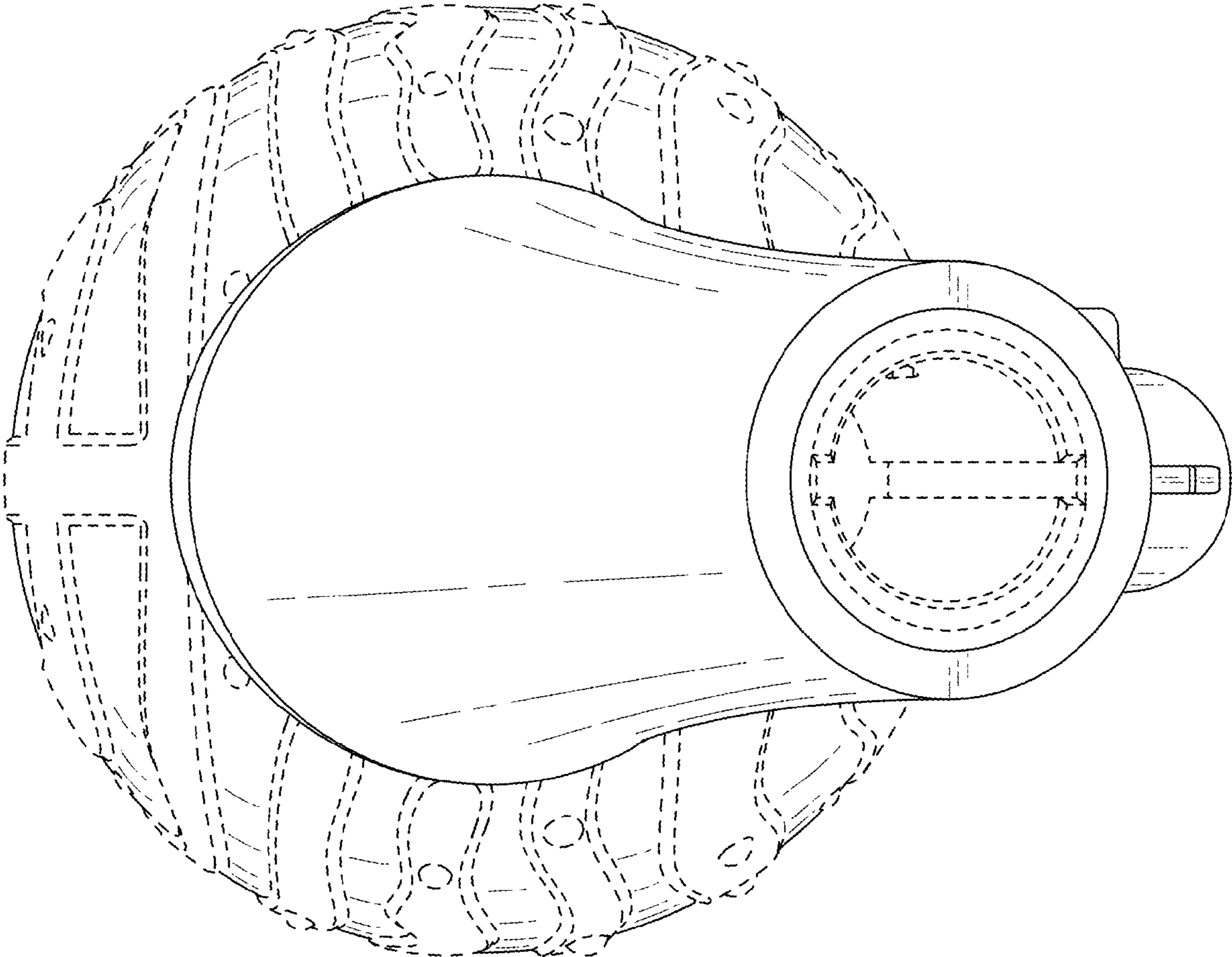


FIG.6



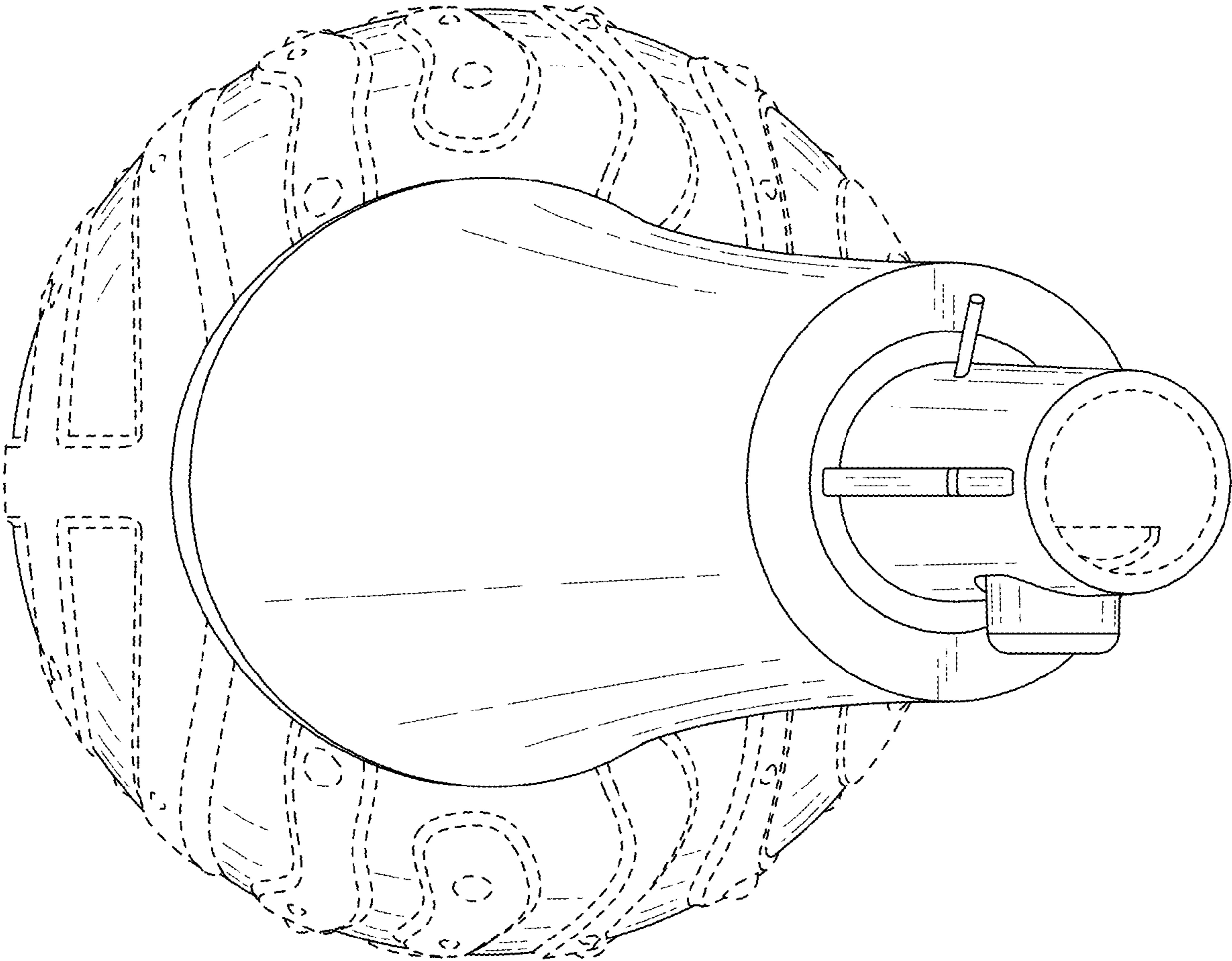


FIG.7

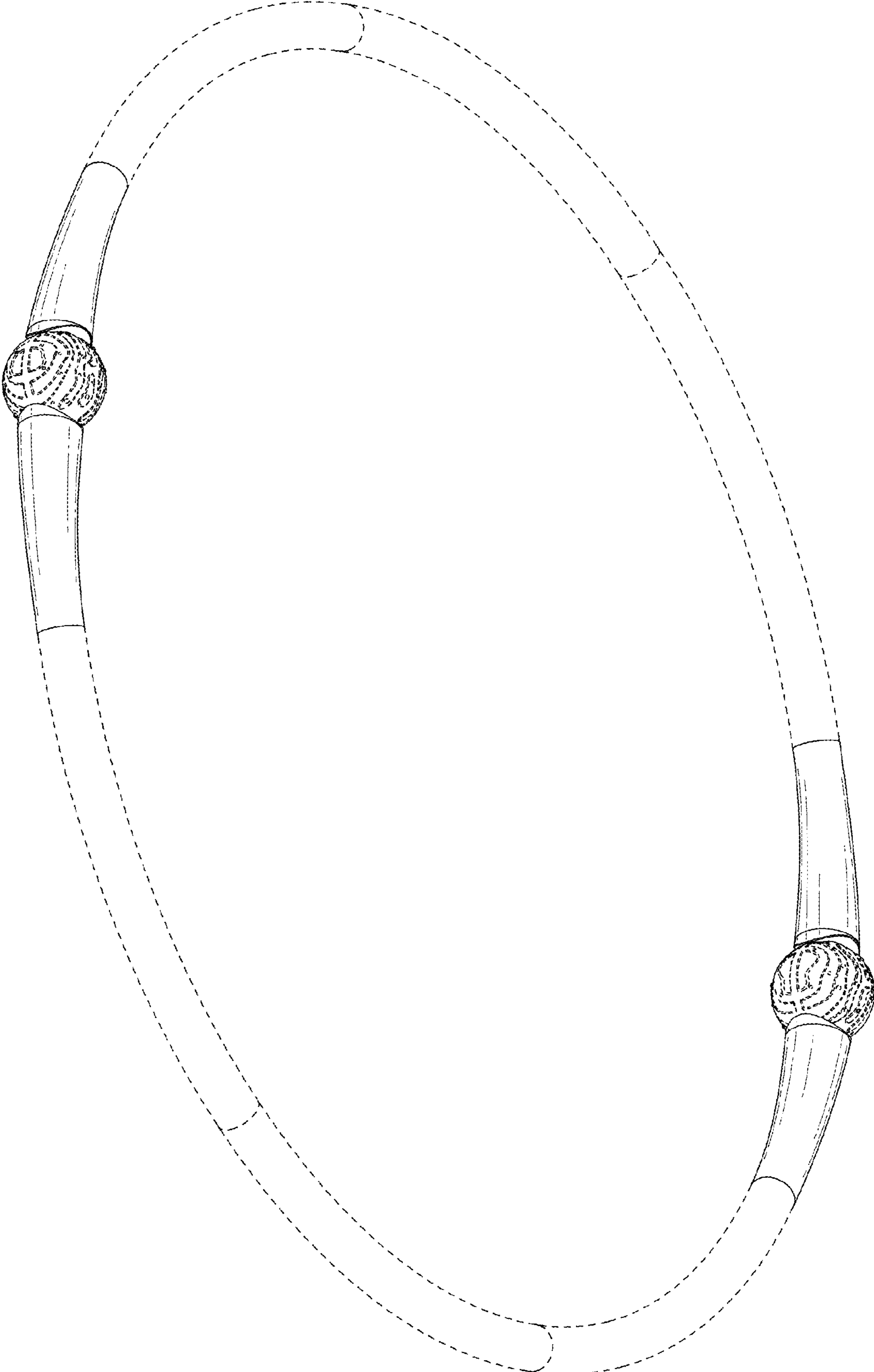


FIG. 8