



US00D984542S

(12) **United States Design Patent** (10) **Patent No.:** **US D984,542 S**  
**Holmes** (45) **Date of Patent:** **\*\* Apr. 25, 2023**

(54) **GAMING DIE**  
(71) Applicant: **Oliver Holmes**, Sunnyvale, CA (US)  
(72) Inventor: **Oliver Holmes**, Sunnyvale, CA (US)  
(73) Assignee: **Oliver Holmes**, Sunnyvale, CA (US)  
(\*\*) Term: **15 Years**  
(21) Appl. No.: **29/810,750**

D451,622 S \* 12/2001 Jones ..... D26/87  
D730,554 S \* 5/2015 Orellana ..... D26/67  
D766,489 S \* 9/2016 Moon ..... D26/87  
D770,073 S \* 10/2016 Stern ..... D26/67

**OTHER PUBLICATIONS**

Lights4fun inc store, announced 2020 [online], [site visited Jan. 17, 2022]. Available on internet, URL:https://www.amazon.com/dp/B083P6837C/ref (Year: 2020).\*

\* cited by examiner

*Primary Examiner* — Khawaja Anwar  
*Assistant Examiner* — Julice Seung Eun Oum

(22) Filed: **Oct. 8, 2021**  
(51) **LOC (14) Cl.** ..... **21-01**  
(52) **U.S. Cl.**  
USPC ..... **D21/373**  
(58) **Field of Classification Search**  
USPC ..... D21/373, 371, 372, 363, 374, 381, 380,  
D21/362, 366, 367, 364, 455, 503, 504,  
D21/505; D26/93, 122, 24, 37, 38, 26,  
D26/55, 96, 101, 113, 127; D11/139,  
D11/145, 140, 89, 1  
See application file for complete search history.

(57) **CLAIM**

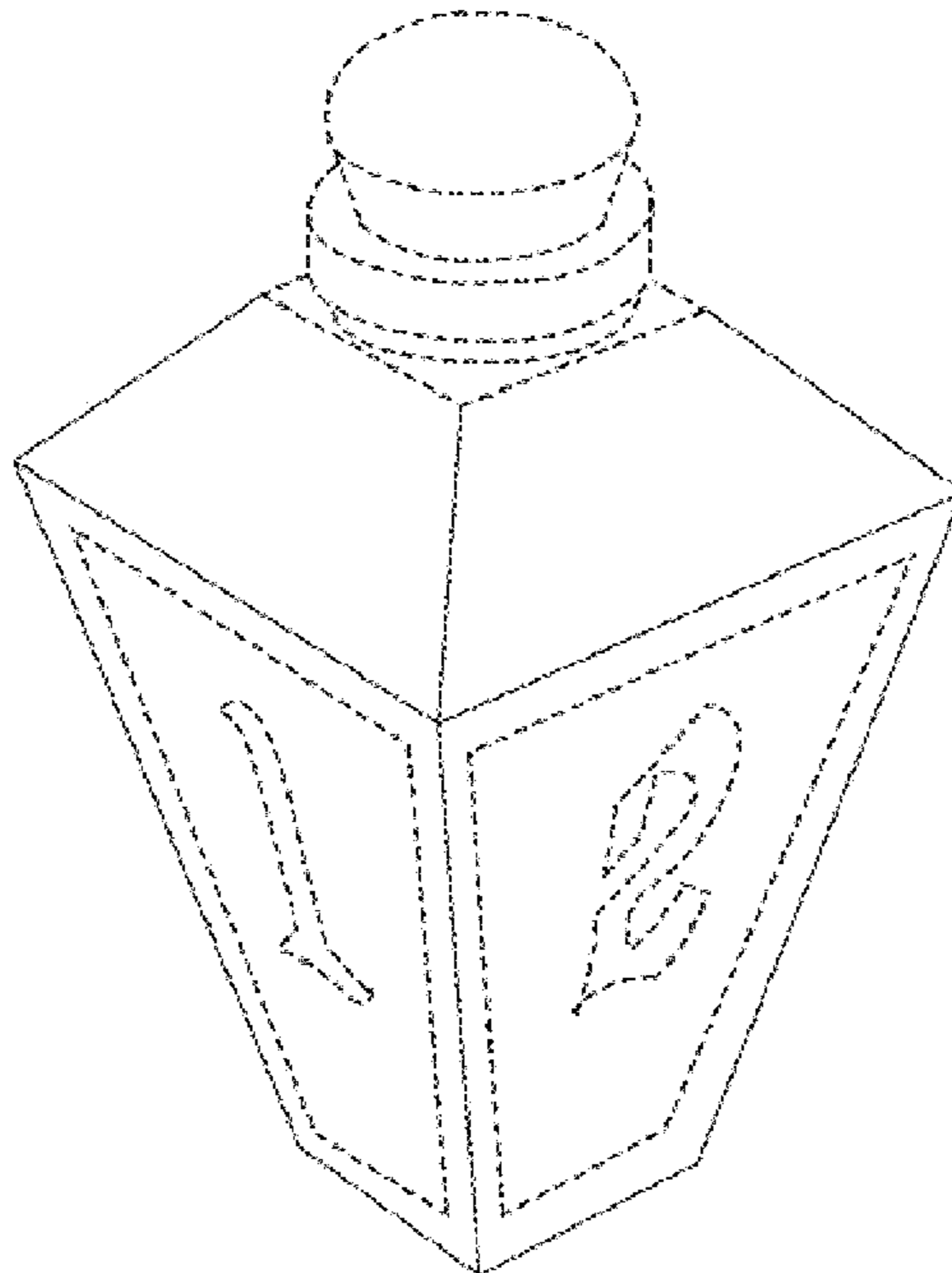
The ornamental design for a gaming die, as shown and described.

**DESCRIPTION**

FIG. 1 is an elevated perspective view of a gaming die in accordance with the present invention; FIG. 2 is a perspective view thereof; FIG. 3 is a front side view thereof; FIG. 4 is a bottom view thereof; and, FIG. 5 is a top view thereof, with the environment removed. The left, right, and back side views (not individually shown) are mirror images of the front side view shown in FIG. 3. The broken lines forming trapezoids on the sides of the die, and the broken lines forming a square on the top of the die, represent boundaries which form no part of the claimed design. All other broken lines (the numerical symbols on the sides of the die, and the potion bottle stopper on the top of the die) represent environment and form no part of the claimed design.

(56) **References Cited**  
U.S. PATENT DOCUMENTS  
79,169 A \* 6/1868 Wheeler ..... F21S 8/088  
362/367  
212,410 A \* 2/1879 Stewart ..... F21V 1/00  
362/367  
217,517 A \* 7/1879 Dietz ..... F21S 8/088  
362/367  
379,265 A \* 3/1888 Best ..... F21S 8/088  
362/367  
2,608,641 A \* 8/1952 Dennis ..... F21S 8/088  
362/367  
D189,984 S \* 3/1961 Slaton ..... D10/114.2  
D427,355 S \* 6/2000 Miranda ..... D26/87

**1 Claim, 4 Drawing Sheets**



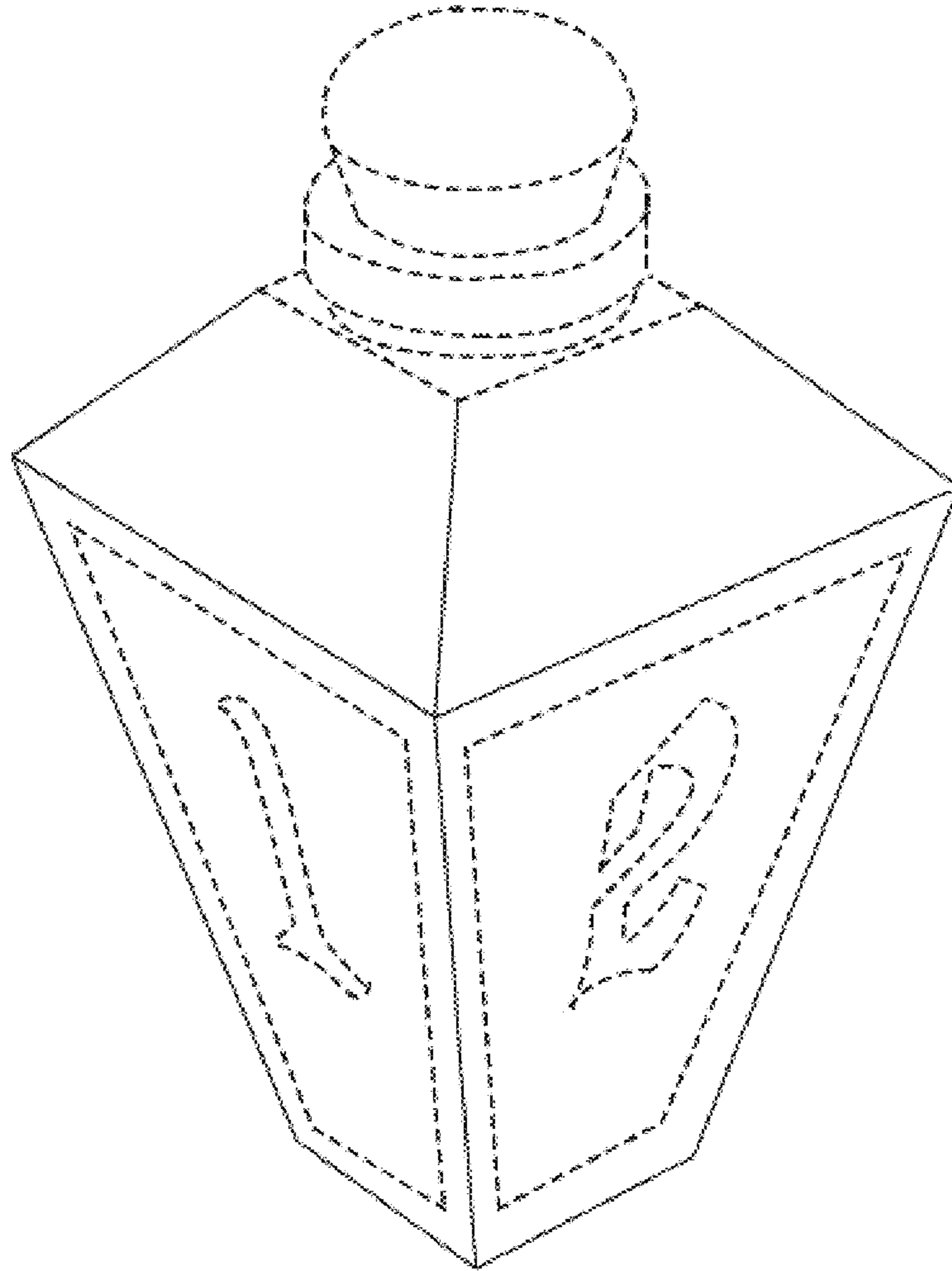


FIG. 1

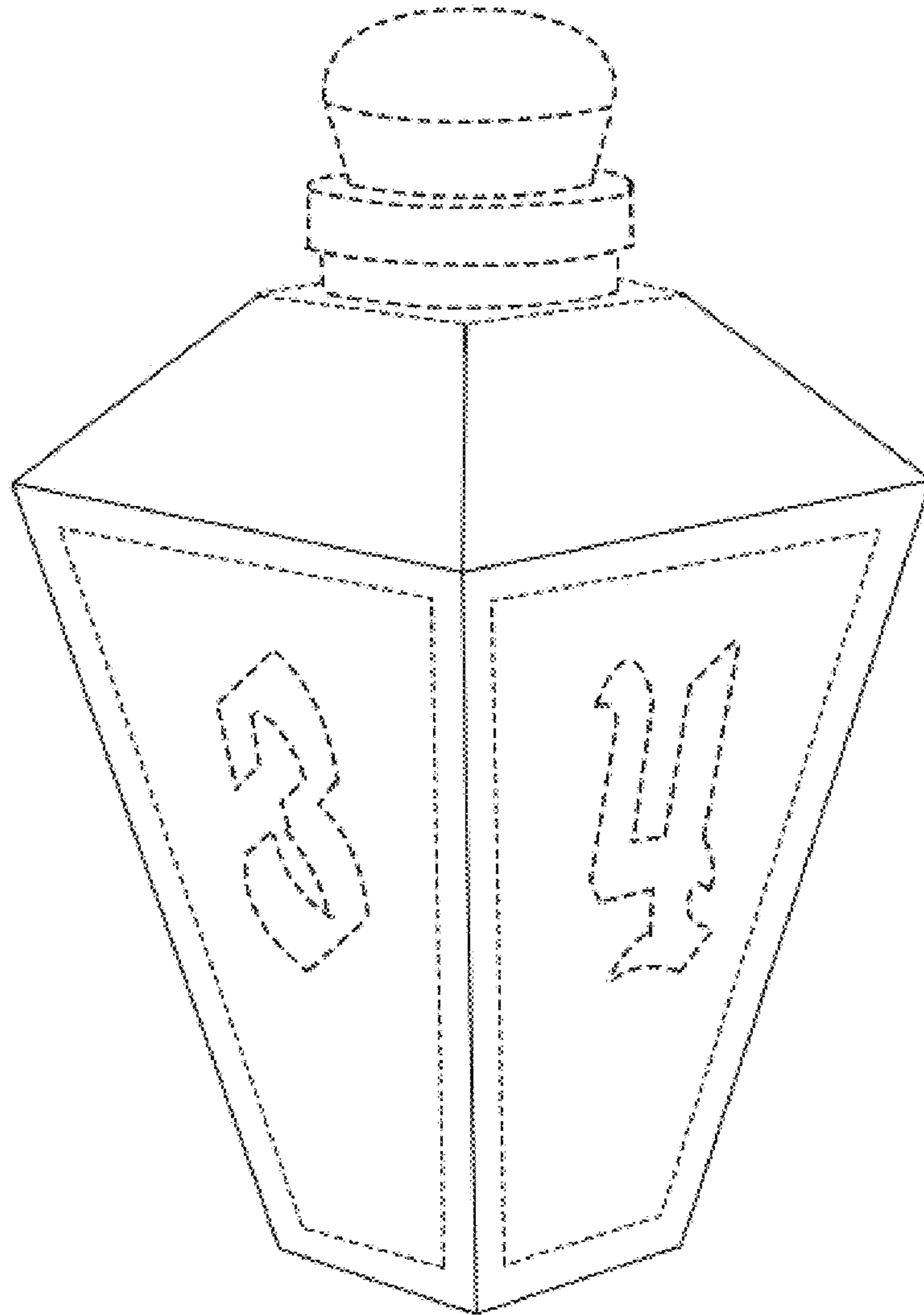


FIG. 2

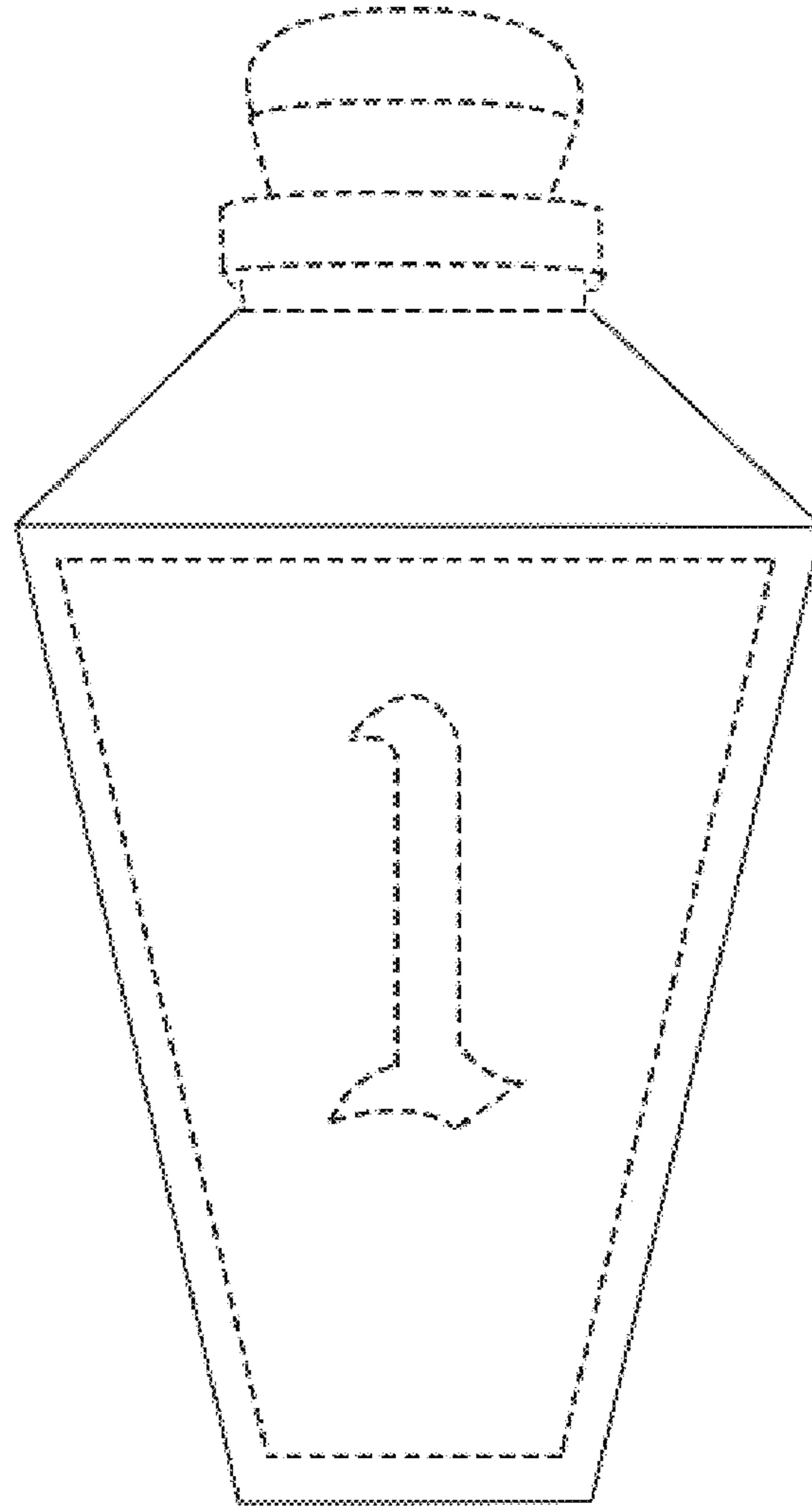


FIG. 3

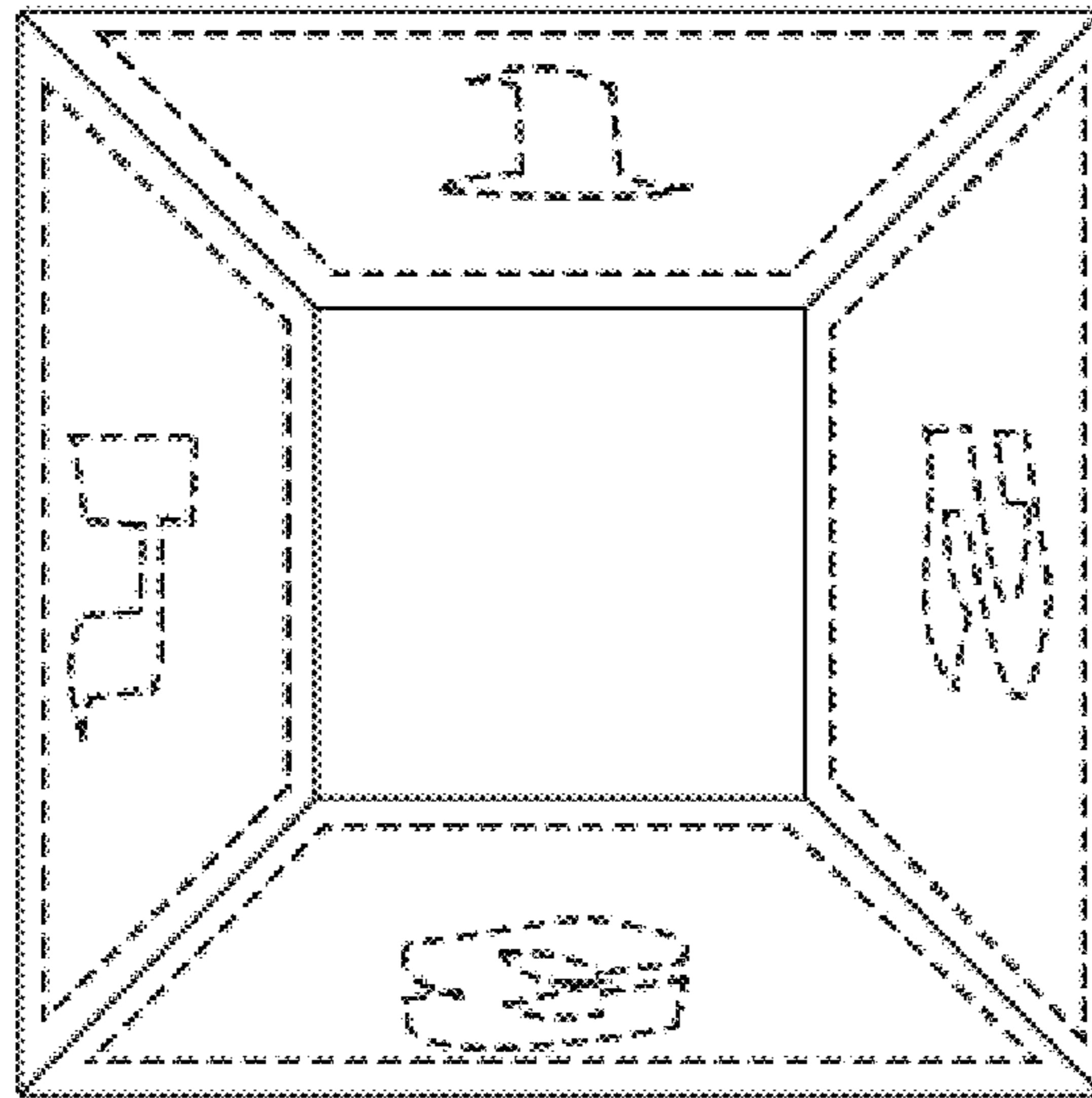


FIG. 4

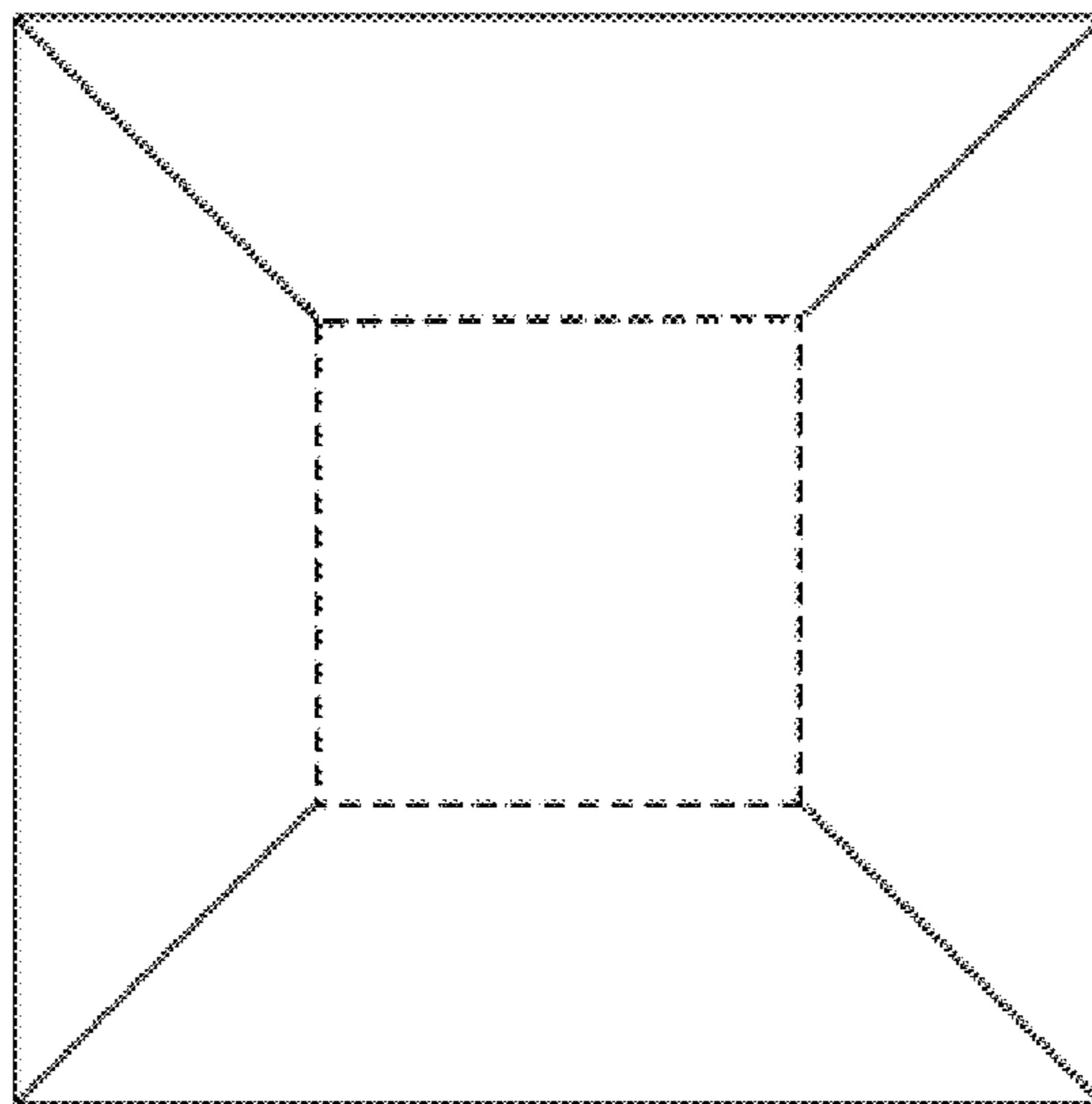


FIG. 5