



US00D984540S

(12) **United States Design Patent**
Dougherty

(10) **Patent No.:** **US D984,540 S**

(45) **Date of Patent:** **** Apr. 25, 2023**

(54) **SURFACE PATTERN FOR A CASINO TABLE**

(71) Applicant: **James Eric Dougherty**, Williamstown, NJ (US)

(72) Inventor: **James Eric Dougherty**, Williamstown, NJ (US)

(**) Term: **15 Years**

(21) Appl. No.: **29/717,397**

(22) Filed: **Dec. 17, 2019**

(51) **LOC (14) Cl.** **21-03**

(52) **U.S. Cl.**
USPC **D21/369**

(58) **Field of Classification Search**
USPC D21/369, 368, 376, 378, 386, 397, 396
See application file for complete search history.

(56) **References Cited**

U.S. PATENT DOCUMENTS

- 6,811,153 B1 * 11/2004 Ko A63F 3/00157
273/274
- D573,199 S * 7/2008 Richani D21/396
- D578,575 S * 10/2008 Clark D21/369
- D579,056 S * 10/2008 Murphy D21/369
- D647,574 S * 10/2011 Zhang D21/397
- D752,153 S * 3/2016 To D21/397
- D815,213 S * 4/2018 Yee D21/397
- 2007/0069467 A1 * 3/2007 Forster A63F 1/00
273/292
- 2007/0210520 A1 * 9/2007 Webb A63F 3/00157
273/292
- 2008/0111308 A1 * 5/2008 Snow A63F 1/00
273/292
- 2009/0001665 A1 * 1/2009 Kalef A63F 1/00
273/292
- 2009/0134577 A1 * 5/2009 Finnerman A63F 3/00157
273/292
- 2012/0025466 A1 * 2/2012 Bertrand A63F 1/00
273/292

- 2012/0119440 A1 * 5/2012 Snow G07F 17/3293
273/292
- 2012/0146288 A1 * 6/2012 Bertrand A63F 3/00157
273/292
- 2013/0053116 A1 * 2/2013 Haushalter G07F 17/326
463/11
- 2013/0307217 A1 * 11/2013 Tra A63F 3/00157
273/292
- 2014/0084543 A1 * 3/2014 Snow G07F 17/326
273/292

(Continued)

OTHER PUBLICATIONS

Vegasmessagelboard.com, announced 2017[online], [site visited Sep. 2, 2021]. Available on internet, URL:https://www.vegasmessagelboard.com/forums/index.php?threads/coming-soon-to-nevada-three-card-prime.142645/ (Year: 2017).*

Primary Examiner — Khawaja Anwar

Assistant Examiner — Julice Seung Eun Oum

(74) *Attorney, Agent, or Firm* — Kritzer McPhee LLP

(57) **CLAIM**

The ornamental design for a surface pattern for a casino table, as shown and described.

DESCRIPTION

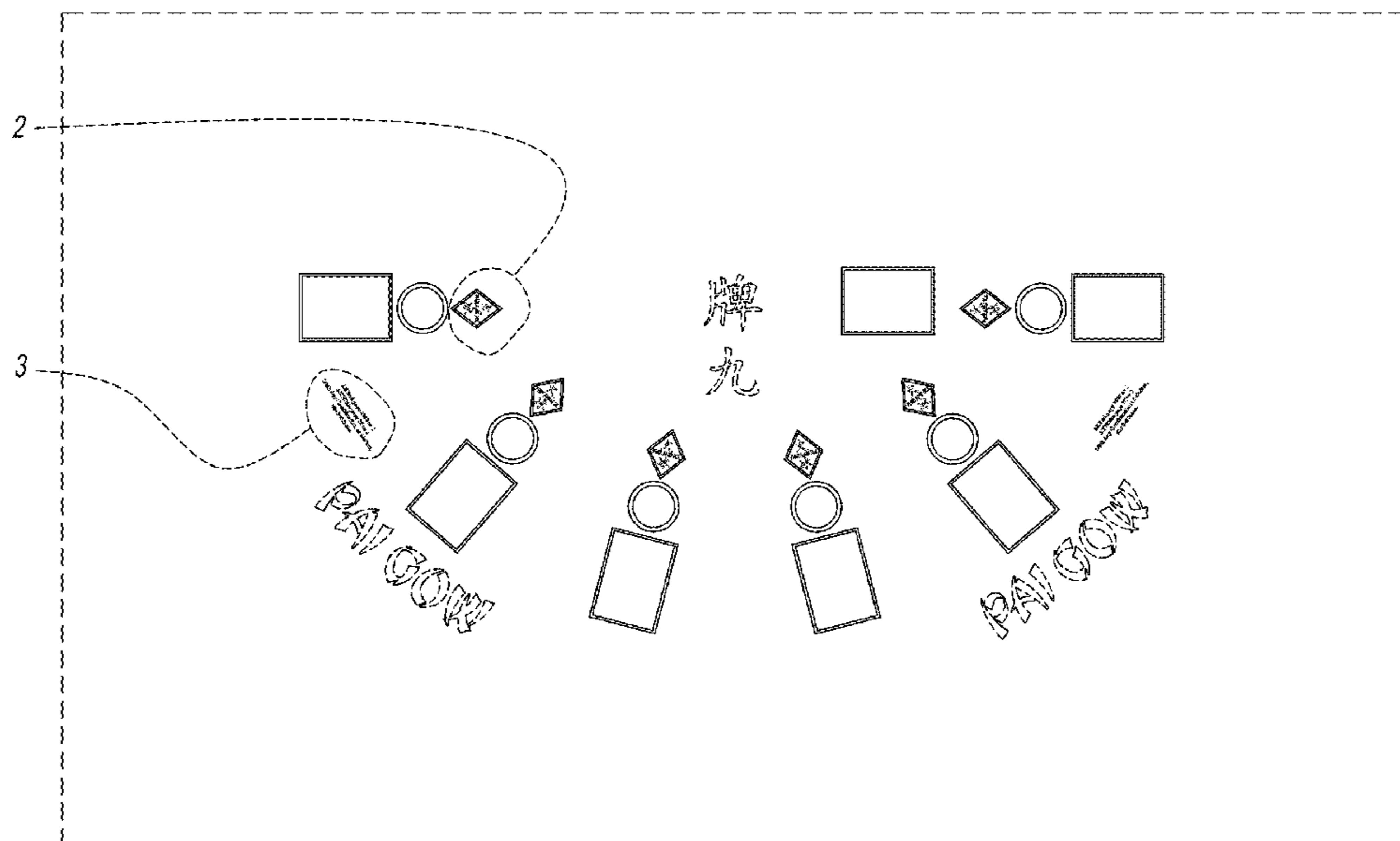
FIG. 1 is a top view of the surface pattern for a casino table in accordance with the subject disclosure;

FIG. 2 is an enlarged top view of a portion of the surface pattern of FIG. 1; and,

FIG. 3 is an enlarged top view of a portion of the surface pattern of FIG. 1.

The broken lines shown along the border depict the boundaries of the claimed design and form no part thereof. The remaining broken lines represent unclaimed surface ornamentation.

1 Claim, 3 Drawing Sheets



(56)

References Cited

U.S. PATENT DOCUMENTS

2014/0087802 A1* 3/2014 Ventura G07F 17/3244
463/13
2014/0179391 A1* 6/2014 LaDuca G07F 17/3244
463/13
2015/0343300 A1* 12/2015 Aboumrad, Sr. ... A63F 3/00157
273/292
2015/0379821 A1* 12/2015 LaDuca G07F 17/3262
463/13
2016/0136514 A1* 5/2016 LaDuca G07F 17/3267
273/292
2017/0080326 A1* 3/2017 Kisselyova A63F 3/00157
2017/0169668 A1* 6/2017 LaDuca G07F 17/3244
2017/0203198 A1* 7/2017 Lysowski G07F 17/3262
2017/0206746 A1* 7/2017 Sanders A63F 1/067
2018/0047255 A1* 2/2018 Yee G07F 17/3293
2022/0233937 A1* 7/2022 Lee A63B 69/0059

* cited by examiner

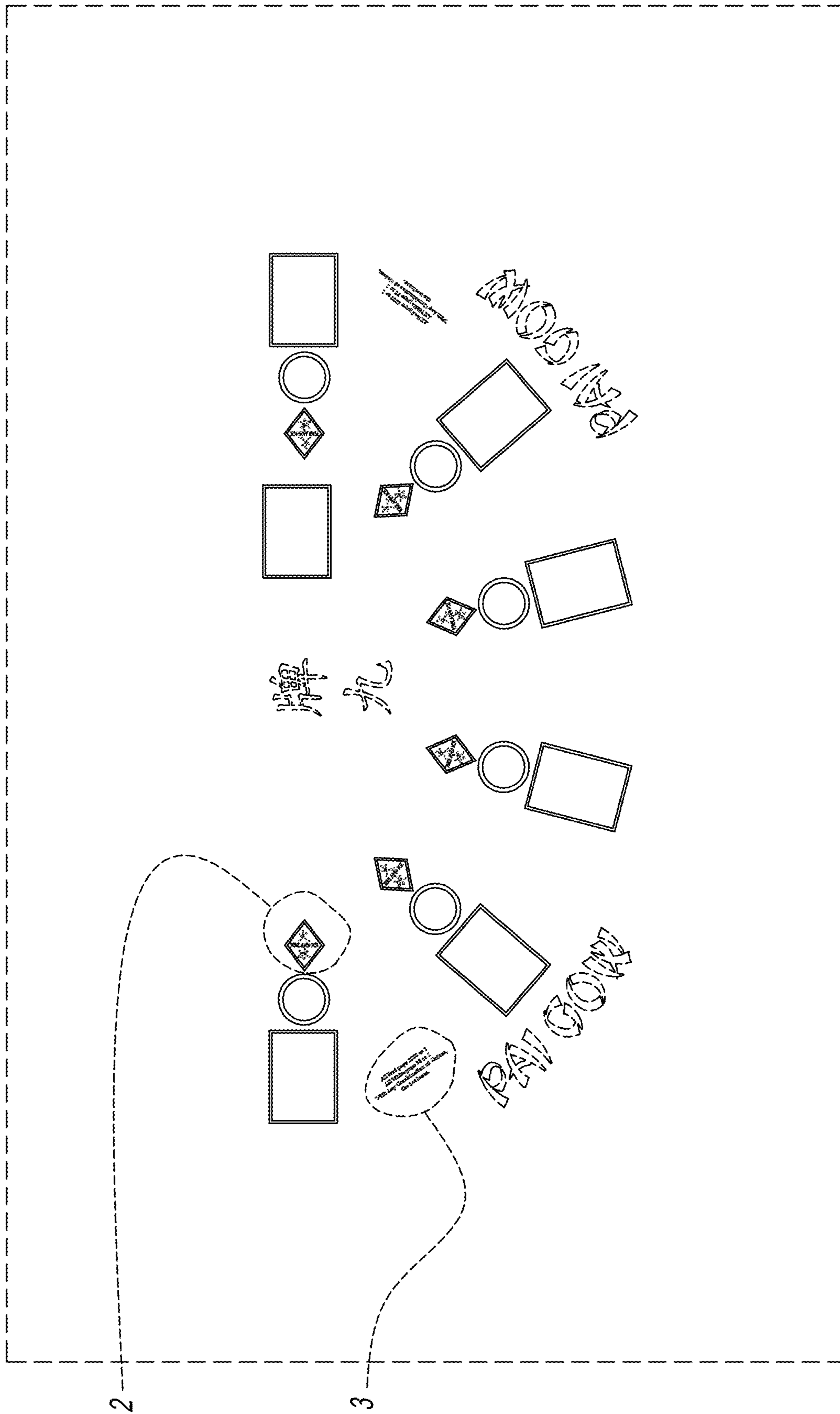


FIG. 1

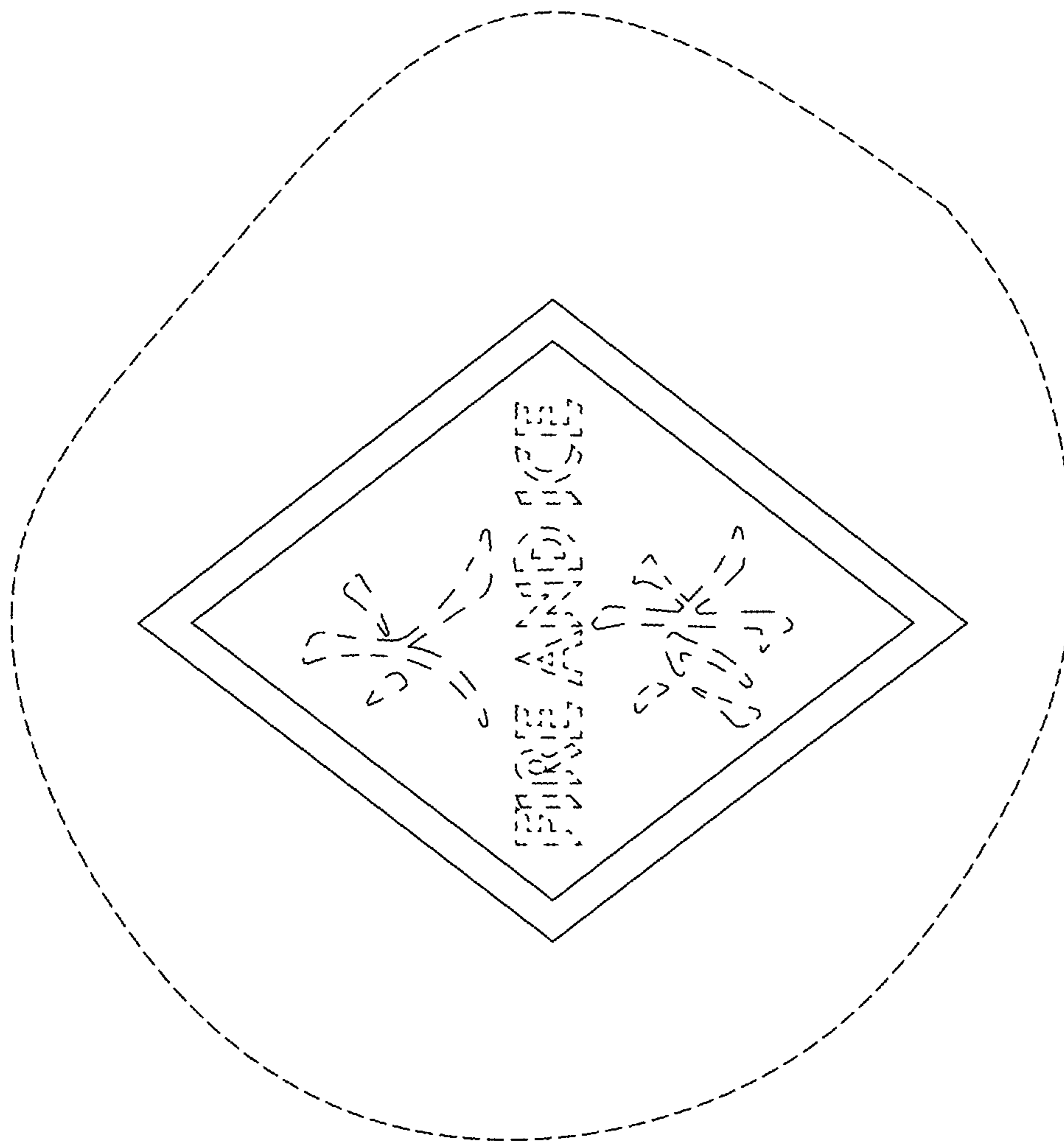


FIG. 2

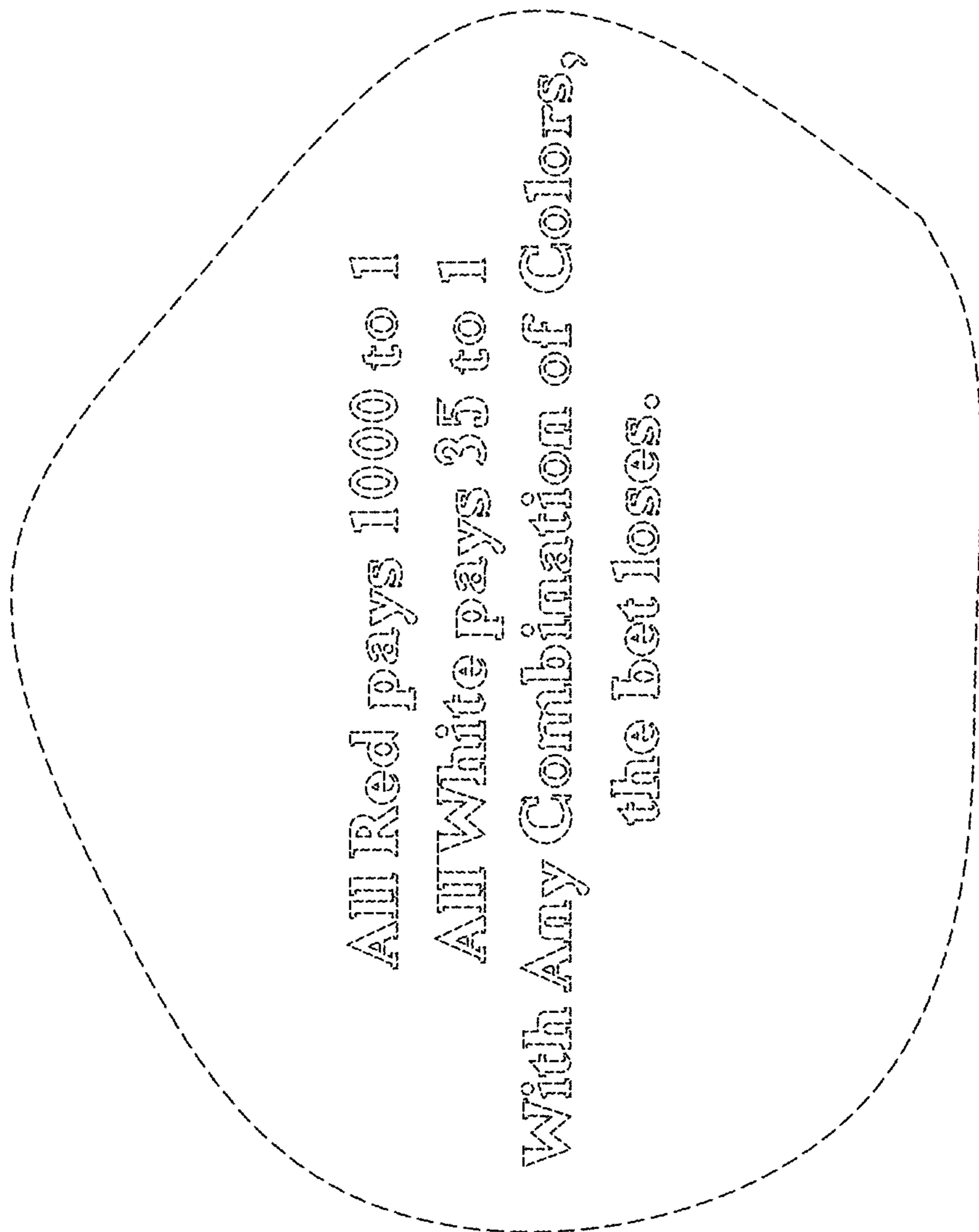


FIG. 3