



US00D984538S

(12) **United States Design Patent** (10) **Patent No.:** **US D984,538 S**
Han (45) **Date of Patent:** **** Apr. 25, 2023**

(54) **DUNGEON MASTER SCREEN**
(71) Applicant: **Jintao Han**, Xinxiang (CN)
(72) Inventor: **Jintao Han**, Xinxiang (CN)
(**) Term: **15 Years**

(21) Appl. No.: **29/862,527**
(22) Filed: **Dec. 9, 2022**
(51) **LOC (14) Cl.** **21-01**
(52) **U.S. Cl.**
USPC **D21/335; D6/643**
(58) **Field of Classification Search**
USPC **D21/335; D6/643, 645**
CPC **A63F 3/0023; A63F 3/027; A63F 3/00154;**
A63F 2003/0455; A63F 2003/00432;
A63F 2003/00425; A63F 2003/00406;
A63F 2003/00416; A63F 2003/00246
See application file for complete search history.

(56) **References Cited**

U.S. PATENT DOCUMENTS

D301,346 S * 5/1989 Sjostrand D21/335
5,178,396 A * 1/1993 Lyon A63F 3/0023
273/285
5,299,808 A * 4/1994 Wood A63F 3/00072
273/285

D619,179 S * 7/2010 Pryke D21/335
D636,821 S 4/2011 Barker
D692,502 S 10/2013 King
D871,782 S * 1/2020 Simone D6/332
D937,013 S * 11/2021 Smith D6/643
2021/0220723 A1* 7/2021 Costello A63F 3/00

* cited by examiner

Primary Examiner — Doris Clark
(74) *Attorney, Agent, or Firm* — Jeenam Park

(57) **CLAIM**

The ornamental design for a dungeon master screen, as shown and described.

DESCRIPTION

FIG. 1 is a front, left and top perspective view of a dungeon master screen, showing my new design;
FIG. 2 is a rear, left and bottom perspective view thereof;
FIG. 3 is a front view thereof;
FIG. 4 is a rear view thereof;
FIG. 5 is a top plan view thereof;
FIG. 6 is a bottom plan view thereof;
FIG. 7 is a left side view thereof; and,
FIG. 8 is a right side view thereof.

The broken lines shown in the drawings illustrate portions of the dungeon master screen that form no part of the claimed design.

1 Claim, 8 Drawing Sheets





FIG. 1

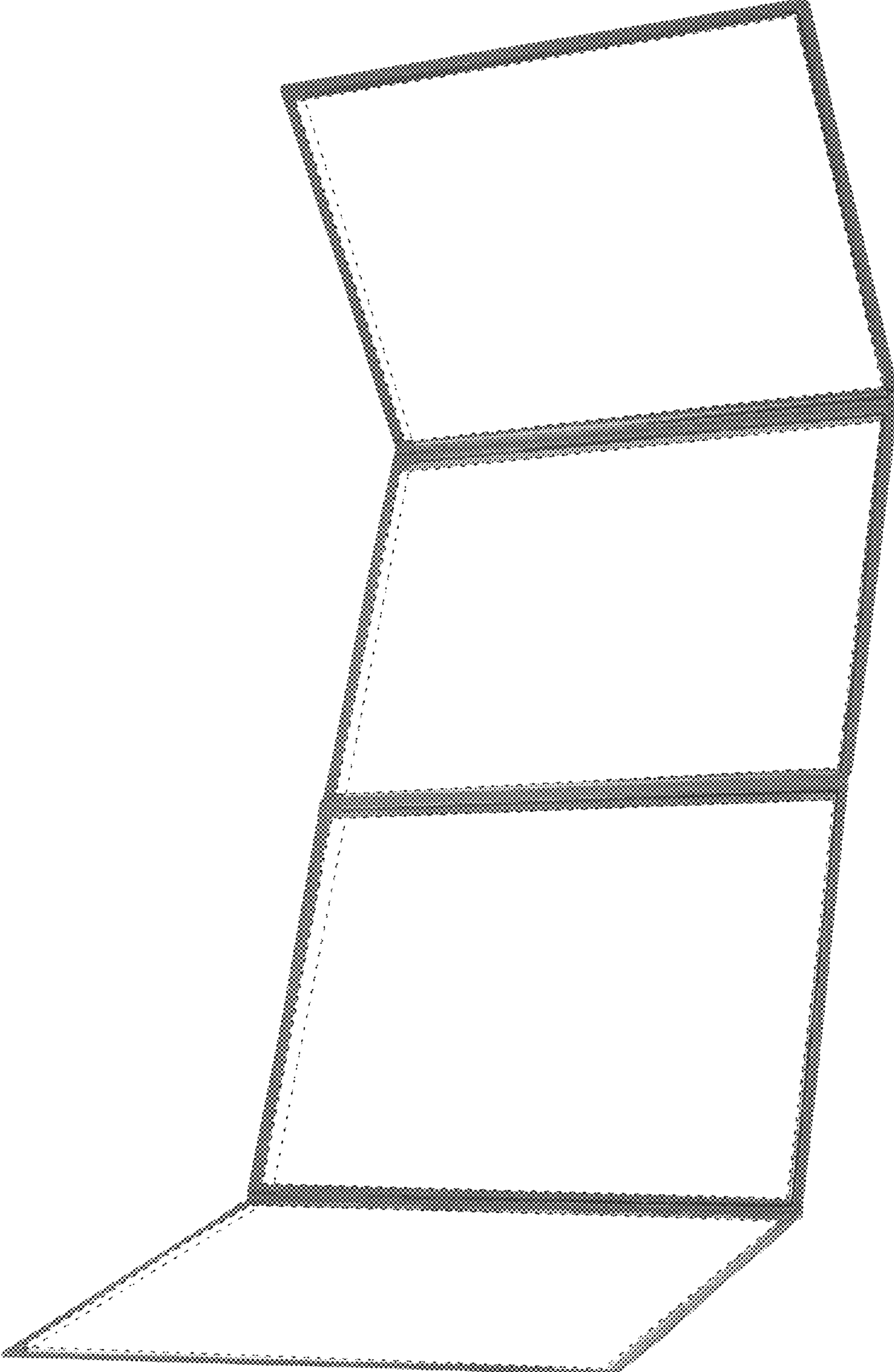


FIG. 2



FIG. 3




FIG. 4




FIG. 5




FIG. 6




FIG. 7




FIG. 8