



US00D984536S

(12) **United States Design Patent**  
**Kobayashi et al.**

(10) **Patent No.:** **US D984,536 S**

(45) **Date of Patent:** **\*\* Apr. 25, 2023**

(54) **CONTROLLER FOR ELECTRONIC DEVICE**

(71) Applicant: **SONY INTERACTIVE ENTERTAINMENT INC.**, Tokyo (JP)

(72) Inventors: **Ikuo Kobayashi**, Tokyo (JP); **Taichi Nokuo**, Tokyo (JP)

(73) Assignee: **SONY INTERACTIVE ENTERTAINMENT INC.**, Tokyo (JP)

(\*\*) Term: **15 Years**

(21) Appl. No.: **29/751,575**

(22) Filed: **Sep. 22, 2020**

(30) **Foreign Application Priority Data**

Apr. 3, 2020 (JP) ..... 2020-007063 D

(51) **LOC (14) Cl.** ..... **21-01**

(52) **U.S. Cl.**  
USPC ..... **D21/333; D14/401**

(58) **Field of Classification Search**  
USPC ..... D21/324, 332-337, 566, 572-574, 328; D14/217, 218, 356, 387, 388, 389, 400, D14/401, 415, 418, 426-431, 443, 447, D14/449, 450, 454, 455, 471, 474, 483, D14/496, 511; D13/164, 168  
CPC .... A63F 9/02; A63F 9/24; A63F 9/029; A63F 9/0252; A63F 13/00; A63F 13/23; A63F 13/24; A63F 13/26; A63F 13/98; A63F 13/02; A63F 13/12; A63F 9/0291; A63F 9/00; A63F 2300/00; A63F 2300/1031  
See application file for complete search history.

(56) **References Cited**

**U.S. PATENT DOCUMENTS**

D712,408 S \* 9/2014 Sumii ..... D14/401  
D715,296 S \* 10/2014 Huang ..... D14/401  
D717,876 S \* 11/2014 Sumii ..... D21/333  
D718,818 S \* 12/2014 Sumii ..... D14/401

D727,430 S \* 4/2015 Sumii ..... D21/333  
D733,140 S \* 6/2015 Sumii ..... D14/401  
D736,860 S \* 8/2015 Lovoi ..... D14/401  
D770,568 S \* 11/2016 Kujawski ..... D14/401  
D780,180 S \* 2/2017 Ironmonger ..... D14/401  
D780,760 S \* 3/2017 Ironmonger ..... D14/401

(Continued)

**FOREIGN PATENT DOCUMENTS**

CA 150945 S 6/2014  
CA 150946 S 6/2014

**OTHER PUBLICATIONS**

Apr. 17, 2021, Canadian Office Action issued for related CA Application No. 198337.

(Continued)

*Primary Examiner* — Mehri F Bajoul  
(74) *Attorney, Agent, or Firm* — Paratus Law Group, PLLC

(57) **CLAIM**

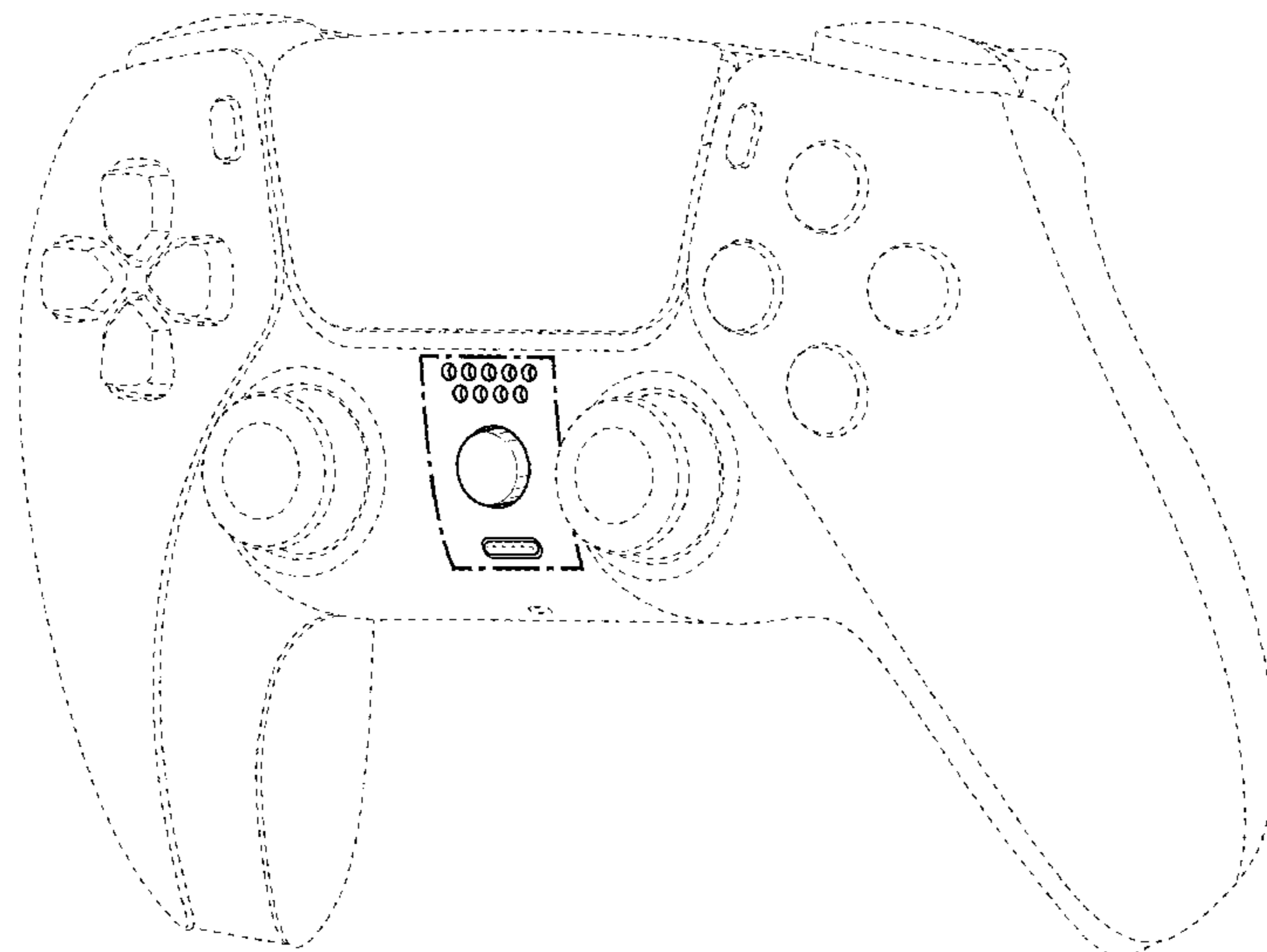
The ornamental design for a controller for electronic device, as shown and described.

**DESCRIPTION**

FIG. 1 is a perspective view of front and right side of a controller for electronic device showing our new design; FIG. 2 is a perspective view of rear and left side thereof; FIG. 3 is a front view thereof; FIG. 4 is a rear view thereof; FIG. 5 is a left side view thereof; FIG. 6 is a right side view thereof; FIG. 7 is a top view thereof; and, FIG. 8 is a bottom view thereof.

The short dash-dash lines depict portions of the controller for electronic device that form no part of the claimed design. The long-short dashed lines illustrate bounds of the claim and form not part of the claimed design.

**1 Claim, 7 Drawing Sheets**



(56)

**References Cited**

## U.S. PATENT DOCUMENTS

D794,027	S	*	8/2017	Ironmonger	.....	D14/401
D816,083	S	*	4/2018	Wu	.....	D14/401
D823,945	S	*	7/2018	Falc	.....	D14/416
D865,766	S	*	11/2019	Hu	.....	D14/401
D875,179	S	*	2/2020	Wang	.....	D21/333
D878,475	S	*	3/2020	Jetter	.....	D21/333
D885,387	S	*	5/2020	Hu	.....	D14/401
D888,832	S	*	6/2020	Tong	.....	D21/333
D889,550	S	*	7/2020	Ironmonger	.....	D14/401
D894,281	S	*	8/2020	Wang	.....	D21/333
D898,124	S	*	10/2020	Tong	.....	D14/401
D907,119	S	*	1/2021	Zhou	.....	D21/333
D909,482	S	*	2/2021	Whitaker	.....	D14/401
D912,734	S	*	3/2021	Yang	.....	D21/333
10,987,577	B2	*	4/2021	Dixon	.....	A63F 13/24
D923,097	S	*	6/2021	Zhao	.....	D21/333
D923,100	S	*	6/2021	Zhou	.....	D21/333
D928,235	S	*	8/2021	Paterson	.....	D21/333
D928,880	S	*	8/2021	Yu	.....	D21/333
D935,460	S	*	11/2021	Zhu	.....	D14/401
D936,146	S	*	11/2021	Hsu	.....	D21/333
D940,244	S	*	1/2022	Zhou	.....	D21/333
D947,947	S	*	4/2022	Luo	.....	D21/333
2021/0038977	A1	*	2/2021	Dixon	.....	A63F 13/92

## OTHER PUBLICATIONS

Mar. 23, 2021, Japanese Office Action issued for related JP application No. 2020-007063.

socius101.com, Unofficial PS4 Elite controller is now available overseas. Customizable like the Xbox Elite console. You can buy it in Japan for 8782 yen, Sep. 6, 2016, pp. 3-6.

\* cited by examiner

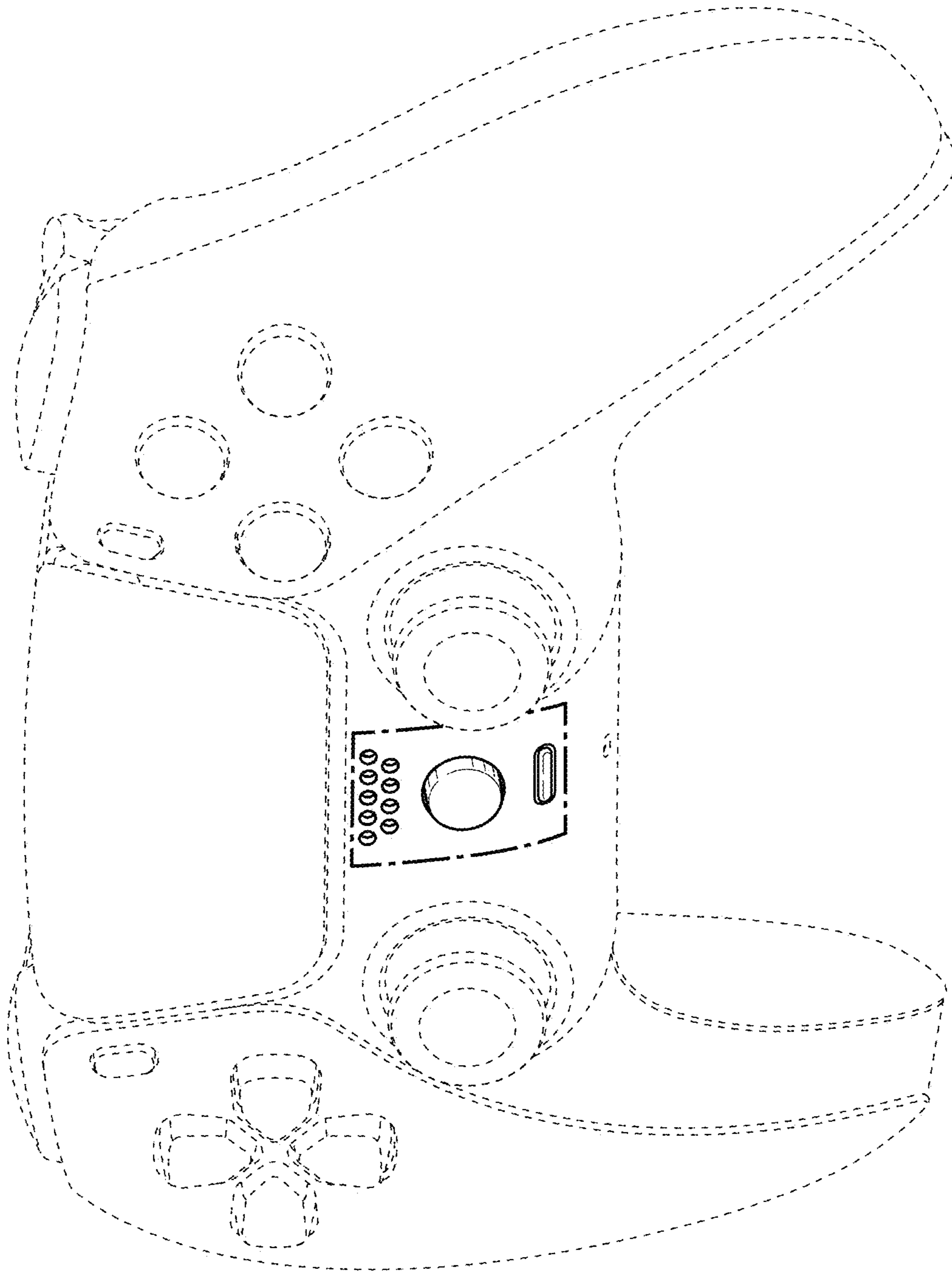


FIG. 1

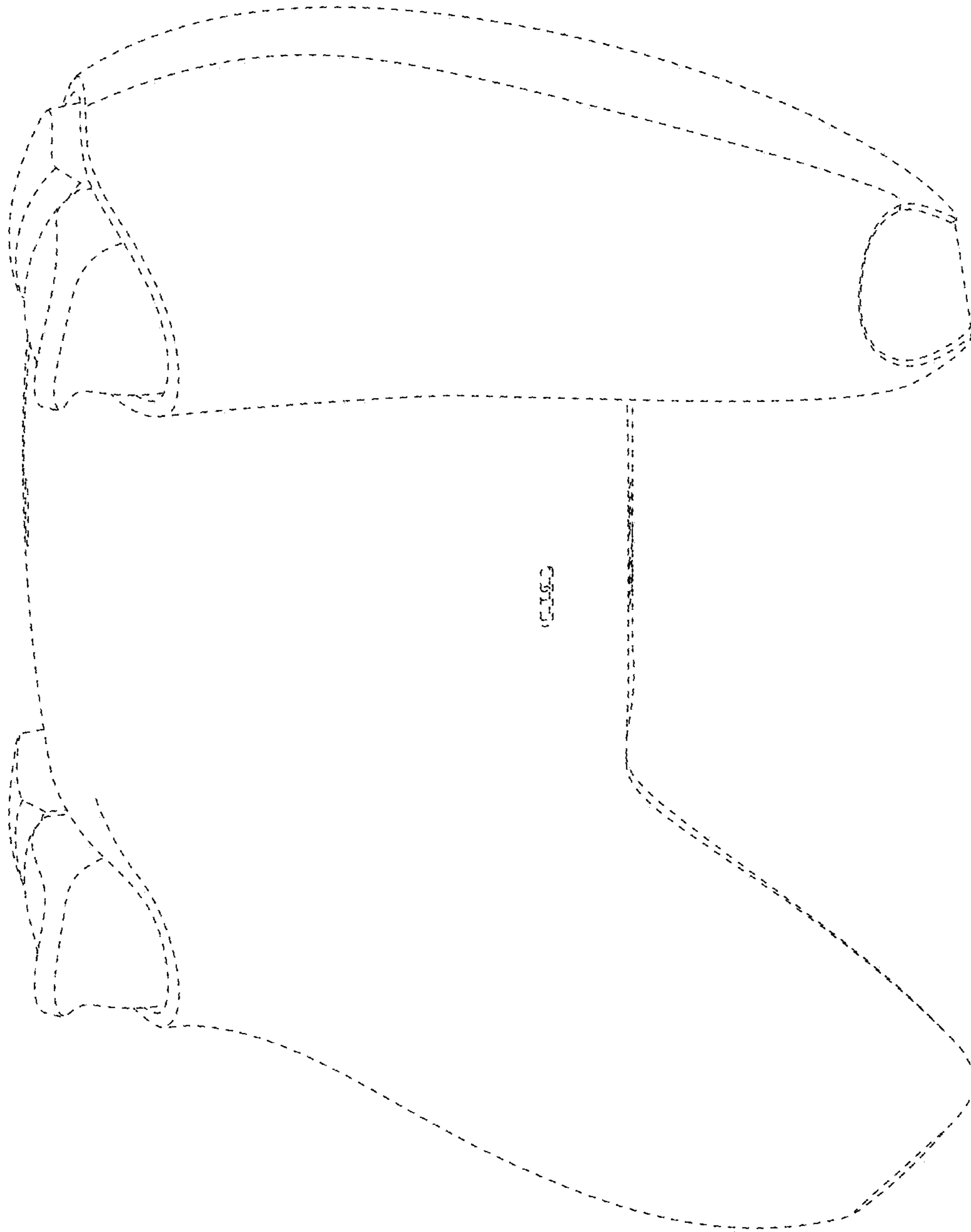


FIG. 2

FIG. 2

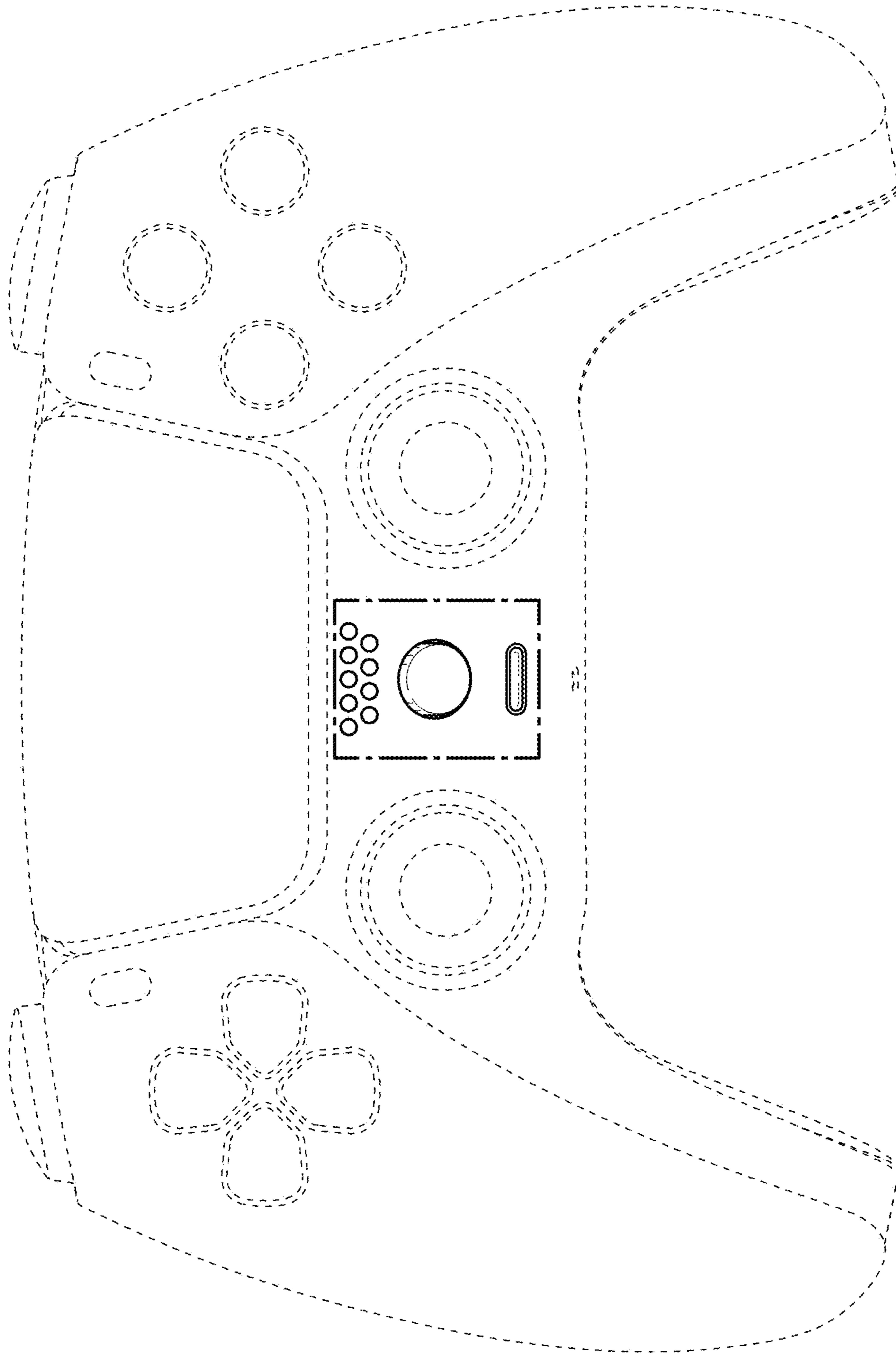


FIG. 3

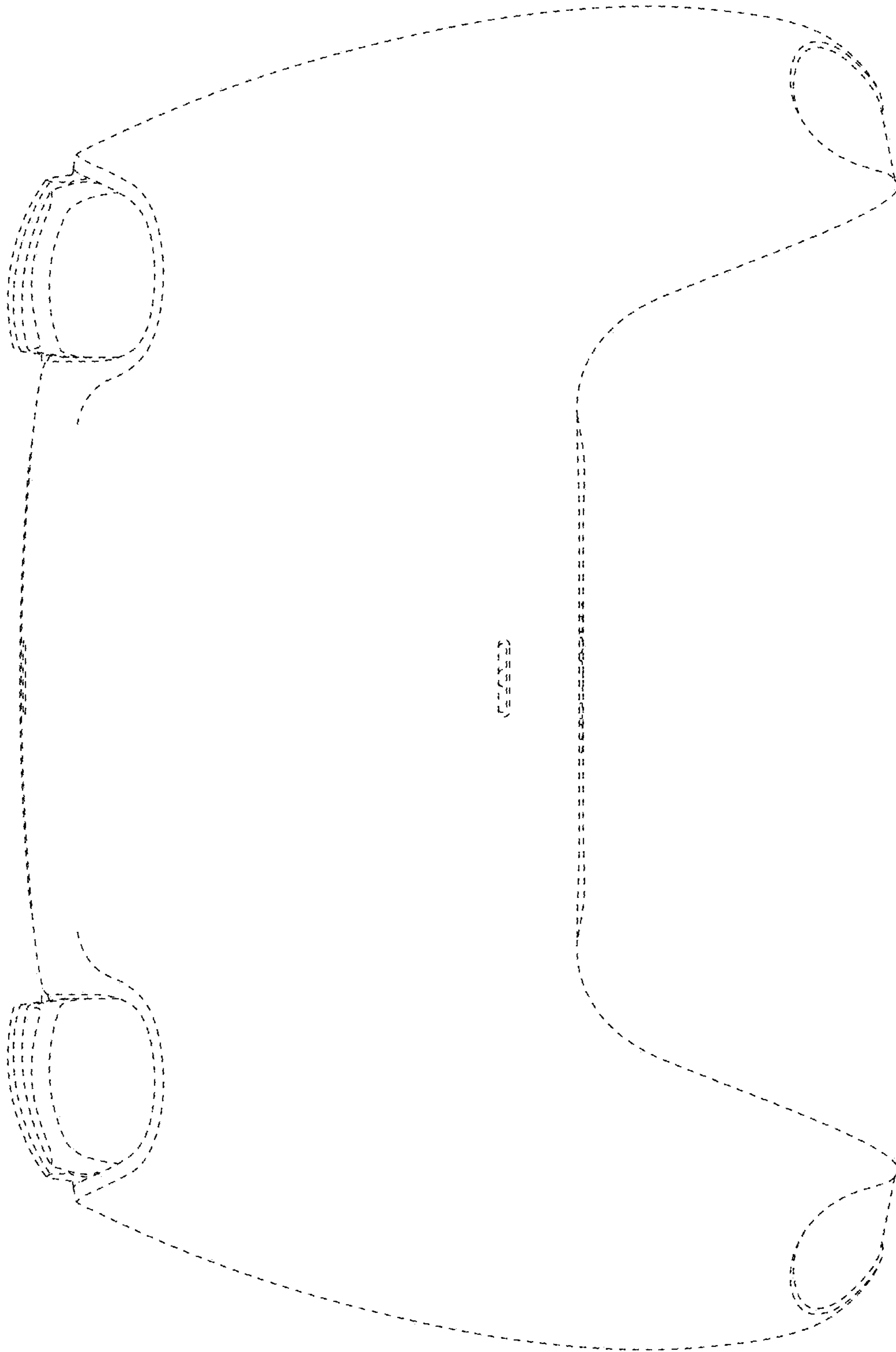


FIG. 4



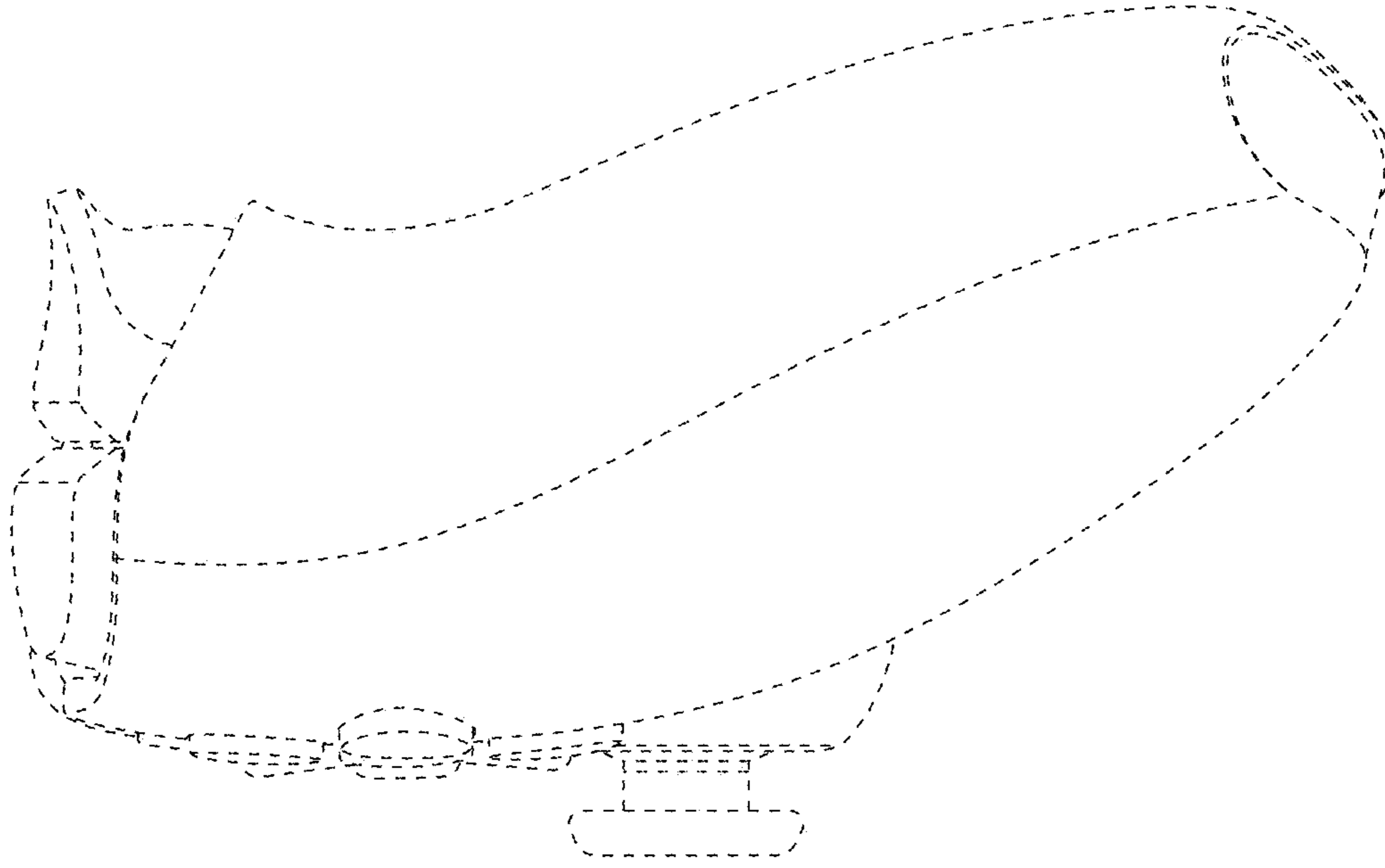


FIG. 6



FIG. 5

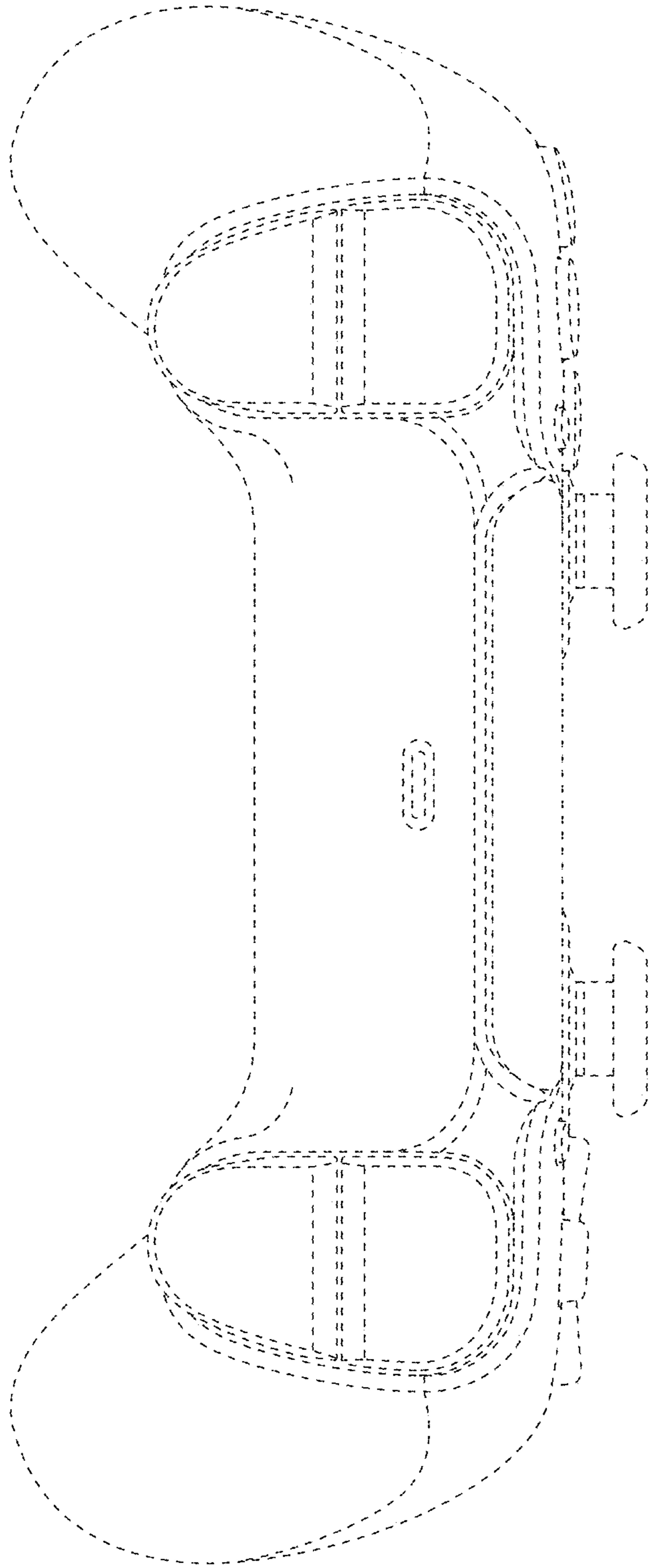


FIG. 7



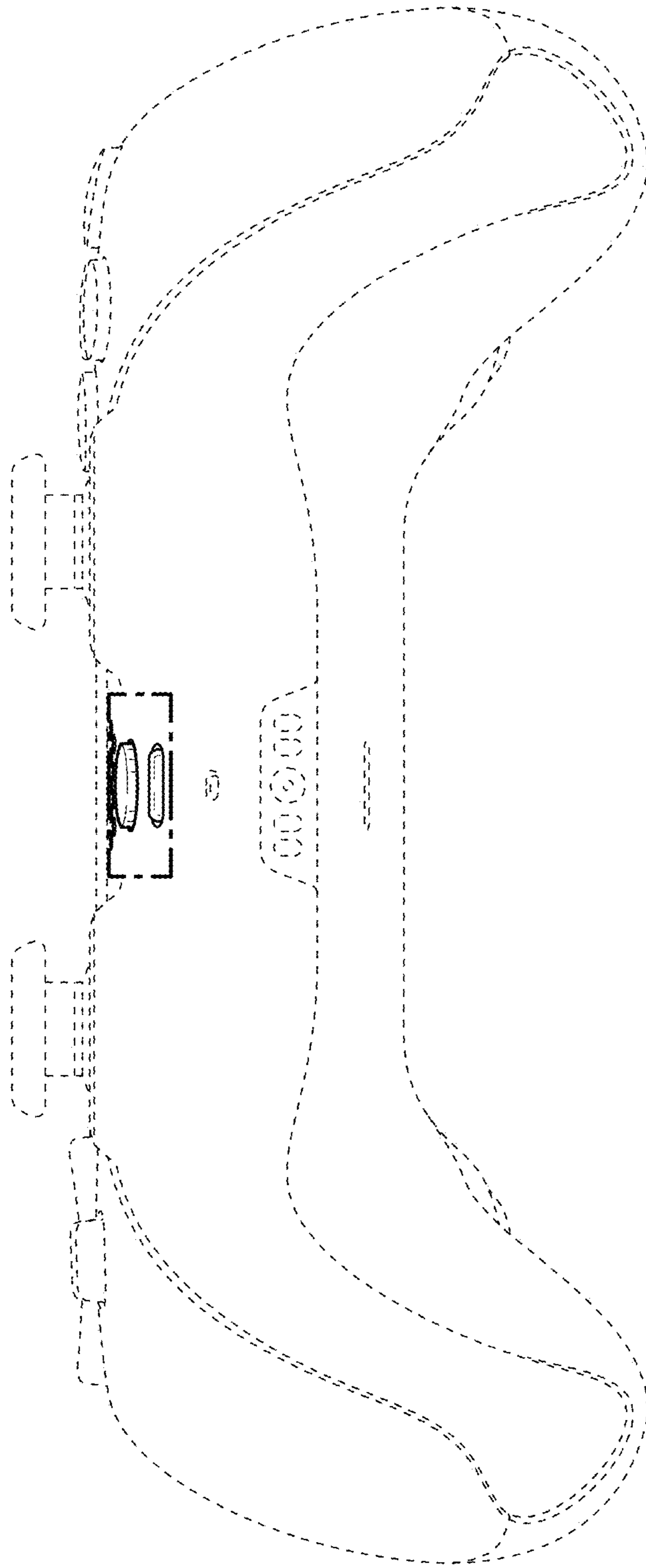


FIG. 8