



US00D984534S

(12) **United States Design Patent**  
**MacNeill**

(10) **Patent No.:** **US D984,534 S**  
(45) **Date of Patent:** **\*\* Apr. 25, 2023**

(54) **CRAFT BOARD**

(71) Applicant: **Unique In The Creek Limited**, Stony Creek (CA)

(72) Inventor: **Laurie MacNeill**, Stony Creek (CA)

(73) Assignee: **Unique In The Creek Limited**, Niagara Falls (CA)

(\*\*) Term: **15 Years**

(21) Appl. No.: **29/652,920**

(22) Filed: **Jan. 11, 2021**

(51) **LOC (14) Cl.** ..... **19-06**

(52) **U.S. Cl.**  
USPC ..... **D19/108**

(58) **Field of Classification Search**  
USPC ..... D19/40, 108, 111, 113  
CPC ..... B41M 1/12; B05C 1/027; B44B 3/002;  
A44C 25/001

See application file for complete search history.

(56) **References Cited**

U.S. PATENT DOCUMENTS

D158,527 S *	5/1950	Steele	.....	D21/617
2,728,157 A *	12/1955	Guthrie	.....	B44D 3/04
				141/70
D186,593 S *	11/1959	Warsberg	.....	D19/113
D259,498 S *	6/1981	Kroll	.....	D21/337
D273,907 S *	5/1984	Schroeder	.....	D34/38
D409,655 S *	5/1999	Broyles	.....	D19/103
D493,015 S *	7/2004	Murai	.....	D29/123
6,902,086 B1 *	6/2005	Norrid	.....	B44C 5/00
				223/46
D910,925 S *	2/2021	Zdravevski	.....	D19/103

FOREIGN PATENT DOCUMENTS

CA	2324192 A1 *	4/2002	.....	A63F 3/00574
CA	3006716 A1 *	9/2018	.....	A47G 1/0616
CN	208663157 A1 *	3/2019		

OTHER PUBLICATIONS

Wood Butterfly Wreath Form posted by Country Cutter Designs posted date unknown, © ETSY, [online], [site visited Jan. 28, 2023]. Available from Internet, <https://www.etsy.com/dk-en/listing/954193876/wood-butterfly-wreath-form-with-a-body> (Year: 2023).\*

\* cited by examiner

*Primary Examiner* — Garth Rademaker  
*Assistant Examiner* — Laura H Yu

(74) *Attorney, Agent, or Firm* — Woodard, Emhardt, Henry, Reeves & Wagner, LLP

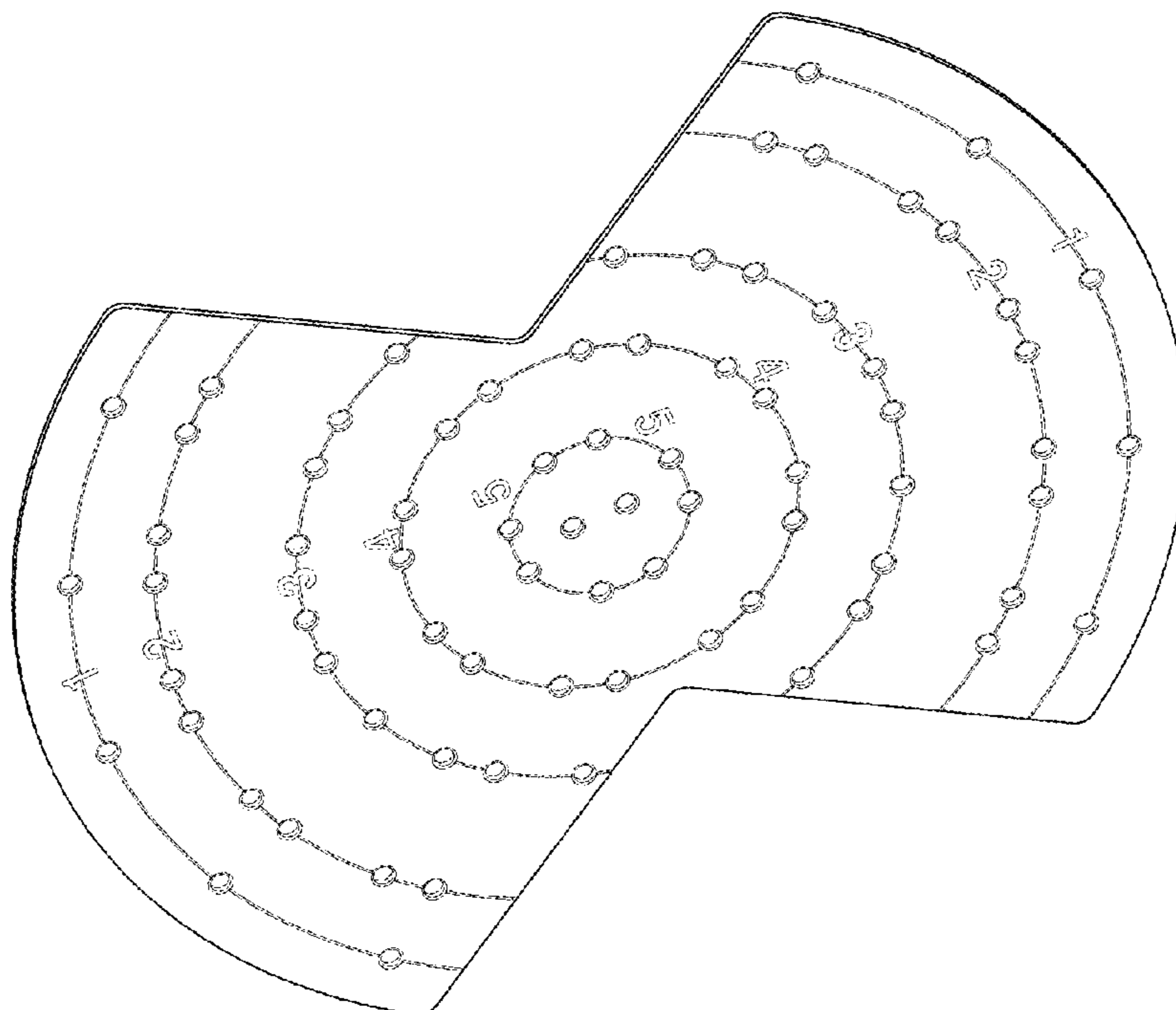
(57) **CLAIM**

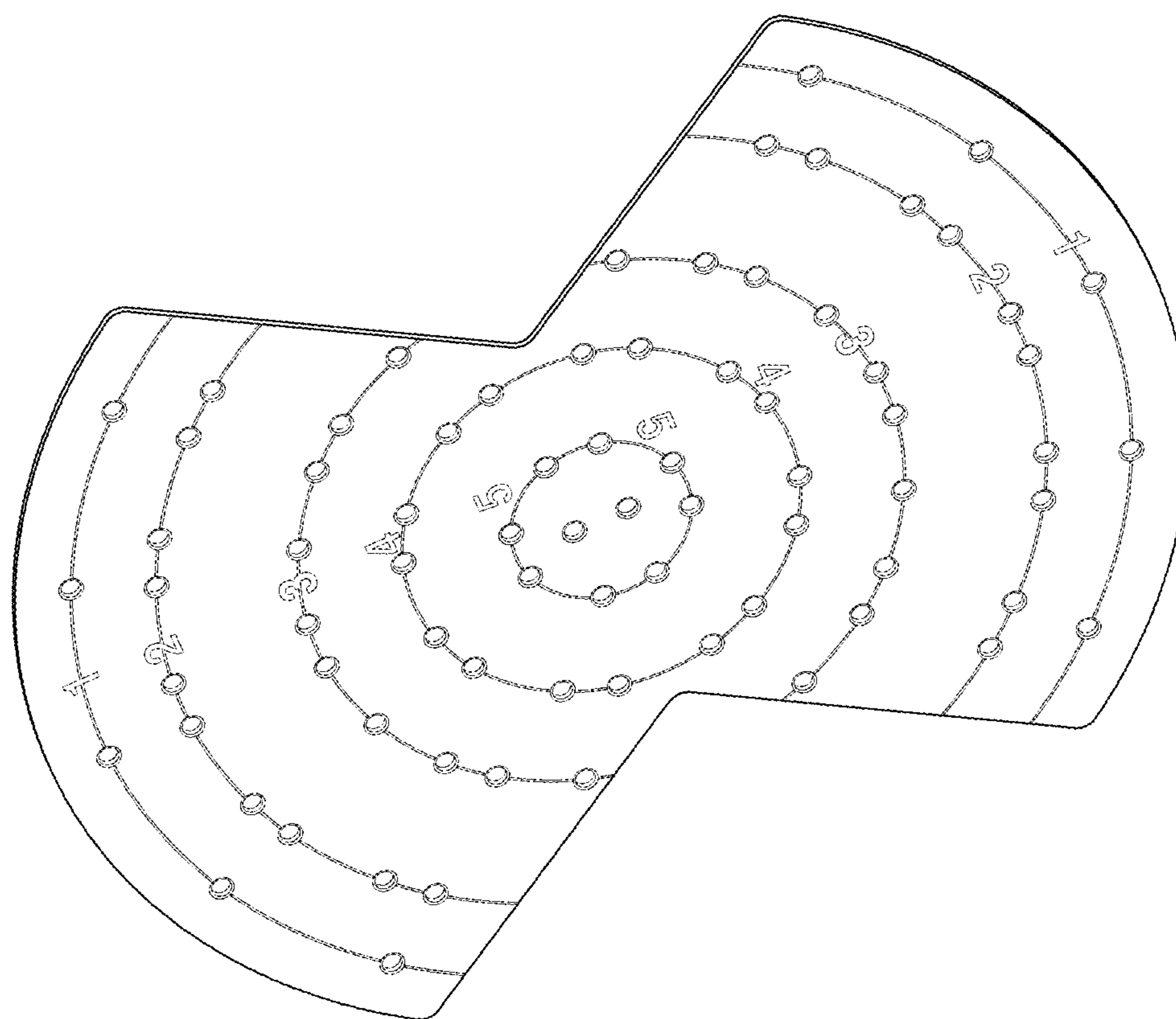
The ornamental design for a craft board, as shown and described.

**DESCRIPTION**

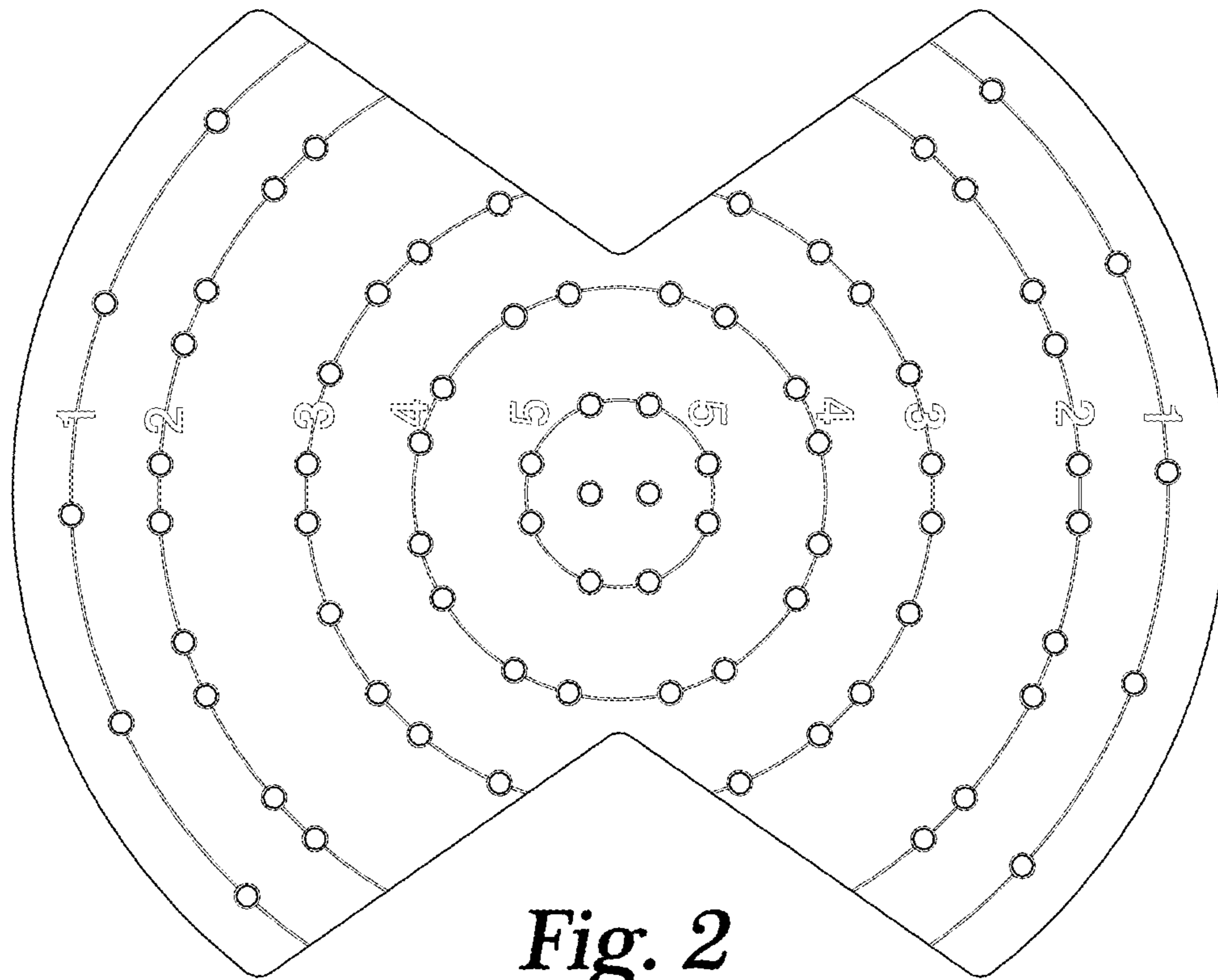
FIG. 1 is a perspective view of the craft board.  
FIG. 2 is a front view of the craft board.  
FIG. 3 is a rear view of the craft board.  
FIG. 4 is a top view of the craft board, the bottom view is a mirror image; and,  
FIG. 5 is side view, the opposite side view is a mirror image.

**1 Claim, 5 Drawing Sheets**

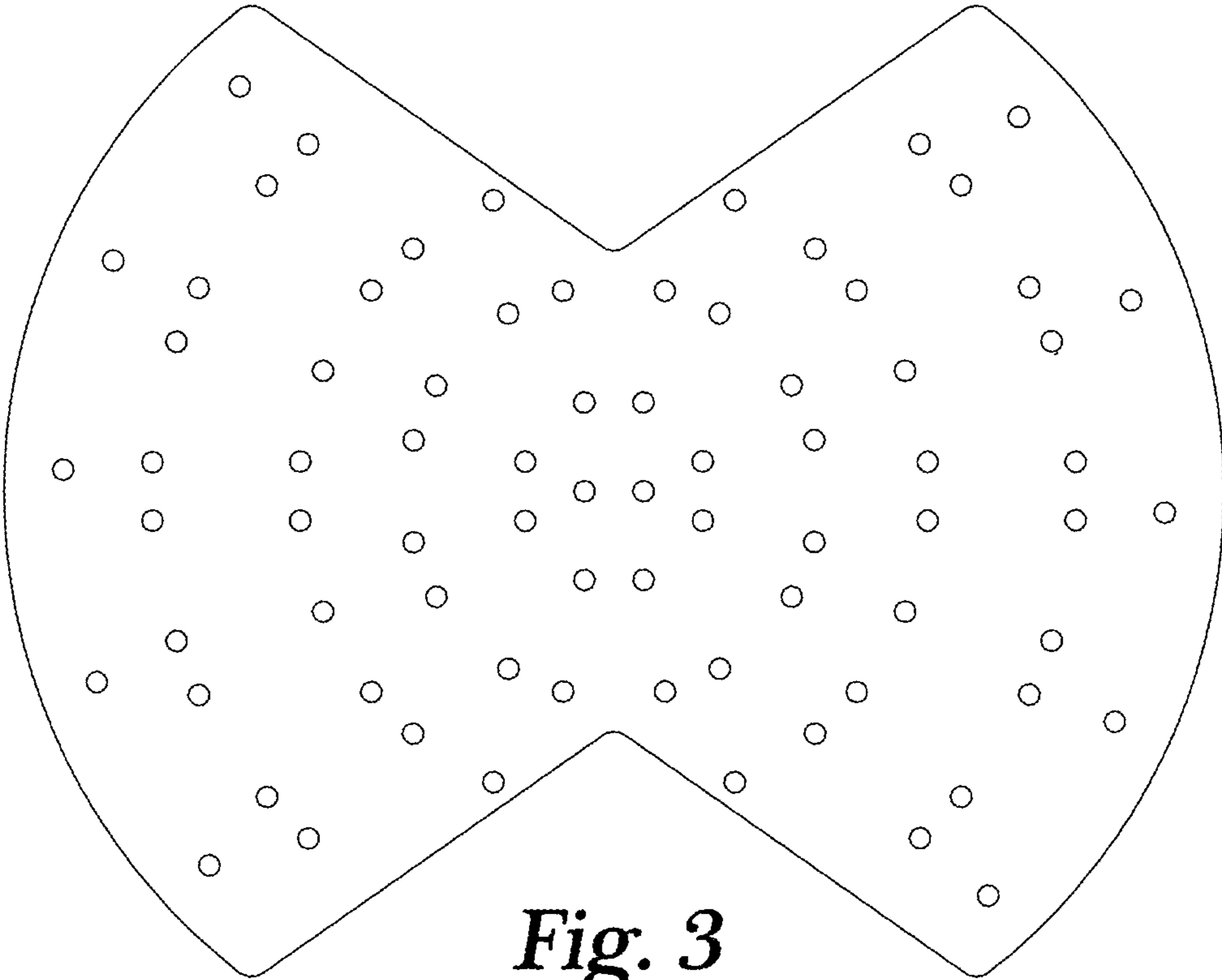




*Fig. 1*



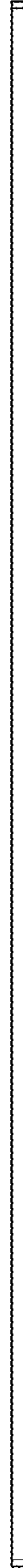
*Fig. 2*



*Fig. 3*



*Fig. 4*



*Fig. 5*