



US00D984530S

(12) **United States Design Patent**
Qiu

(10) **Patent No.:** **US D984,530 S**
(45) **Date of Patent:** **** Apr. 25, 2023**

- (54) **DESK CALENDAR**
- (71) Applicant: **Zhengzhou Jueming Electronic Commerce Co., Ltd., Henan (CN)**
- (72) Inventor: **Mingqiang Qiu, Henan (CN)**
- (73) Assignee: **Zhengzhou Jueming Electronic Commerce Co., Ltd., Zhengzhou (CN)**
- (**) Term: **15 Years**
- (21) Appl. No.: **29/856,454**
- (22) Filed: **Oct. 13, 2022**
- (51) **LOC (14) Cl.** **19-03**
- (52) **U.S. Cl.**
USPC **D19/20**
- (58) **Field of Classification Search**
USPC D21/386, 823; D19/20, 25, 26, 62, 76,
D19/86; D3/207; D20/15, 23; D30/155;
D11/96; D6/314, 407
CPC B42D 5/043; B42D 5/046
See application file for complete search history.

- D177,754 S * 5/1956 Pehrson D19/90
 - 2,829,457 A * 4/1958 Marston B42D 5/041
402/19
 - 3,090,143 A * 5/1963 Arnold B42D 5/041
402/19
 - D202,973 S * 11/1965 Field D20/27
 - D208,643 S * 9/1967 Gervais D21/823
 - D248,964 S * 8/1978 Kizlauskas D19/76
 - 4,136,473 A * 1/1979 Coe G09F 11/29
40/518
 - D271,648 S * 12/1983 Di Bartolo D6/301
 - D272,701 S * 2/1984 Doyel D6/314
- (Continued)

(56) **References Cited**

U.S. PATENT DOCUMENTS

- 722,763 A * 3/1903 Smith B42D 5/043
40/120
- 916,550 A * 3/1909 Hale B42D 5/043
40/120
- 1,046,181 A * 12/1912 Hale B42D 5/043
40/120
- 1,283,238 A * 10/1918 Lundberg B42D 5/043
D19/78
- 1,699,878 A * 1/1929 Coleman B42F 13/20
40/120
- 1,885,129 A * 11/1932 Morris B42D 5/041
40/120
- D109,033 S * 3/1938 Braun D19/75
- D116,453 S * 9/1939 Trollden D19/20
- D159,472 S * 8/1950 Cleiff D19/86

OTHER PUBLICATIONS

Kreveroy Flip Office Calendar, Amazon.com, date published Nov. 4, 2021, date retrieved Nov. 12, 2022—29833086—https://www.amazon.com/dp/B09KZQ8T4T/ref=sbl_dpx_office-products-calendars_B0B79JGXXV_0 (Year: 2021).*

(Continued)

Primary Examiner — Nicole C Shiflet
Assistant Examiner — Danielle Nichole Bowly

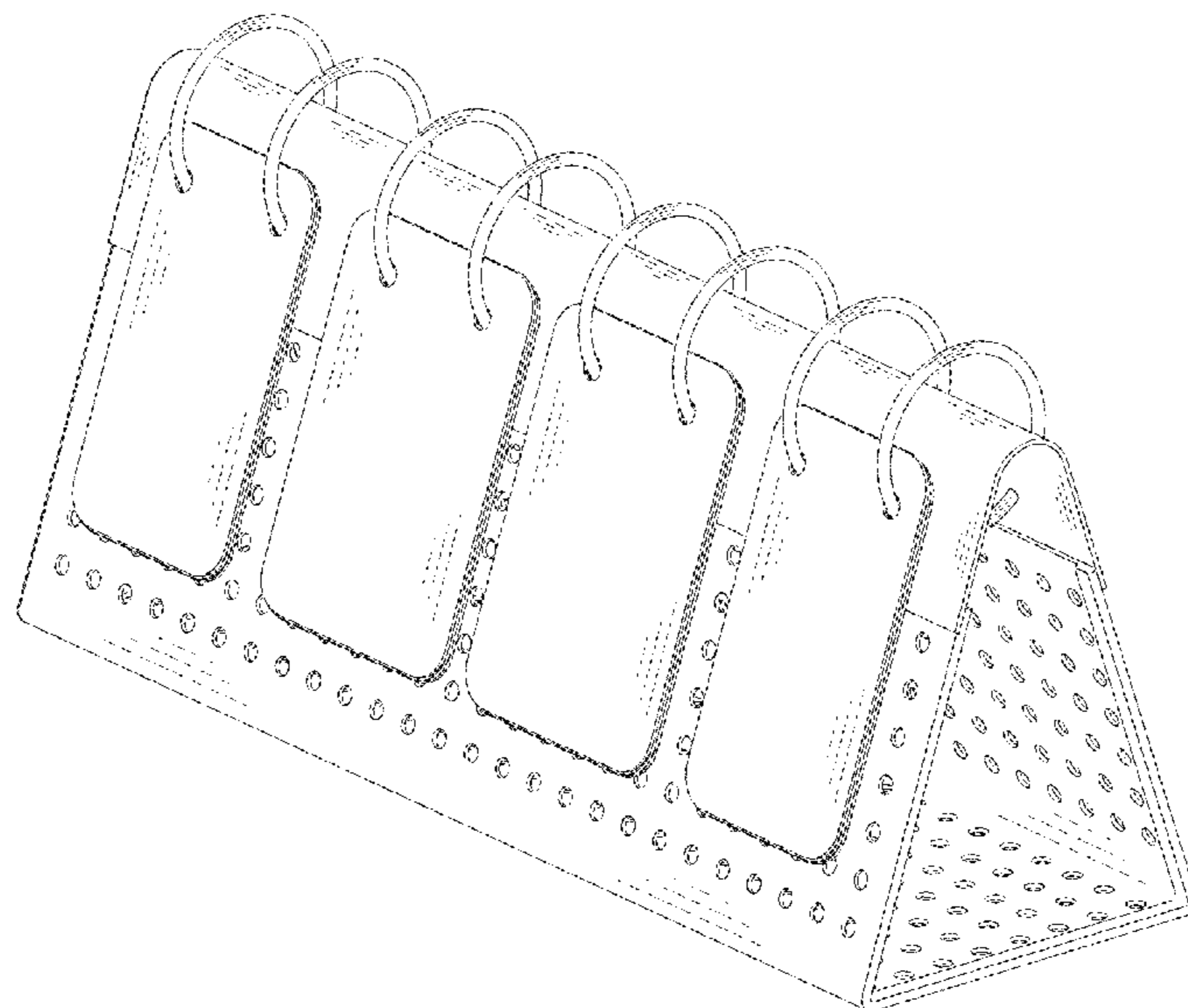
(57) **CLAIM**

The ornamental design for a desk calendar, as shown and described.

DESCRIPTION

FIG. 1 is a top, right and front side perspective view of a desk calendar, showing my new design;
FIG. 2 is bottom, right and back side perspective view thereof;
FIG. 3 is a front elevational view thereof;
FIG. 4 is a back elevational view thereof;
FIG. 5 is a left side elevational view thereof;
FIG. 6 is a right side elevational view thereof;
FIG. 7 is a top plan view thereof; and,
FIG. 8 is a bottom plan view thereof.

1 Claim, 8 Drawing Sheets



(56)

References Cited

U.S. PATENT DOCUMENTS

D292,715 S * 11/1987 Hill D19/25
D295,805 S * 5/1988 Stocker D19/76
D356,453 S * 3/1995 Fossier D6/407
D498,789 S * 11/2004 Lawson D19/25
D560,718 S 1/2008 King
D723,619 S * 3/2015 Dill-Schmidt D19/91
D755,290 S * 5/2016 Walton D19/76
2006/0192070 A1 * 8/2006 Chan F16M 11/10
248/371
2014/0000138 A1 * 1/2014 Cable G09F 7/04
40/661.01
2016/0114612 A1 * 4/2016 Joung B42D 5/043
40/120

OTHER PUBLICATIONS

Desk Calendar, Amazon.com, date published Nov. 27, 2021, date
retrieved Nov. 12, 2022, 29833086—<https://amzn.to/3AcqOVT> (Year:
2021).*

* cited by examiner

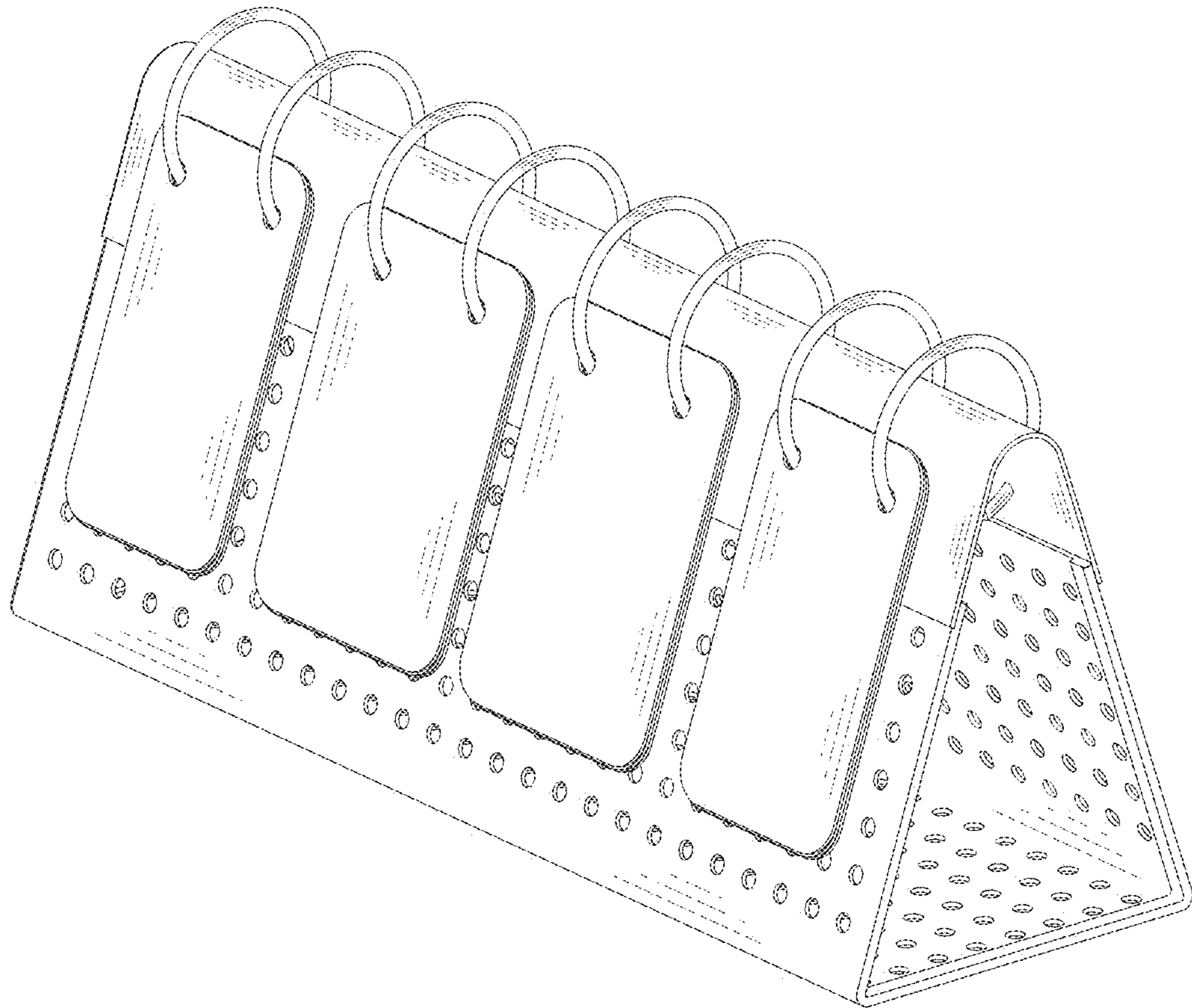


FIG. 1

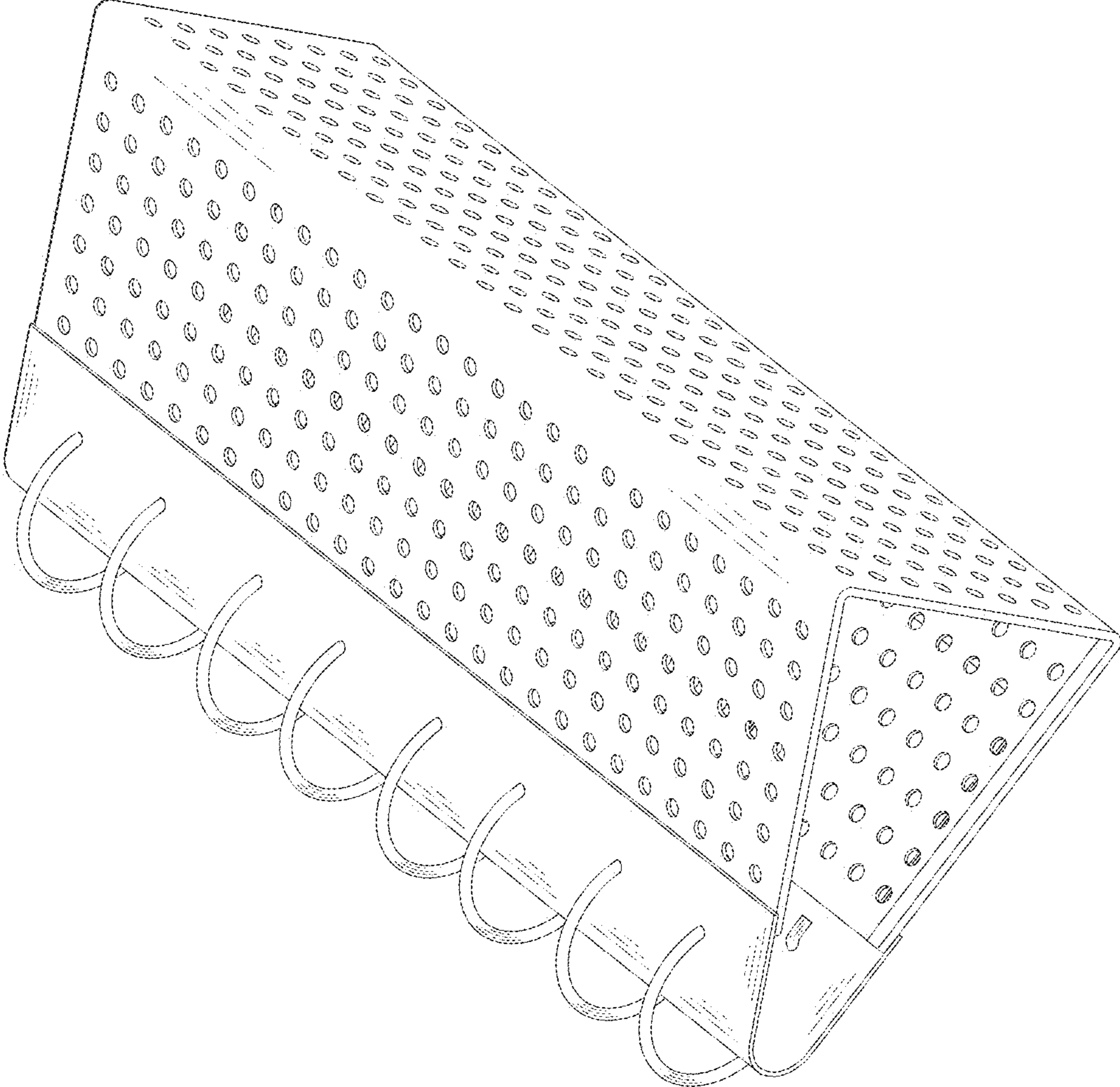


FIG. 2

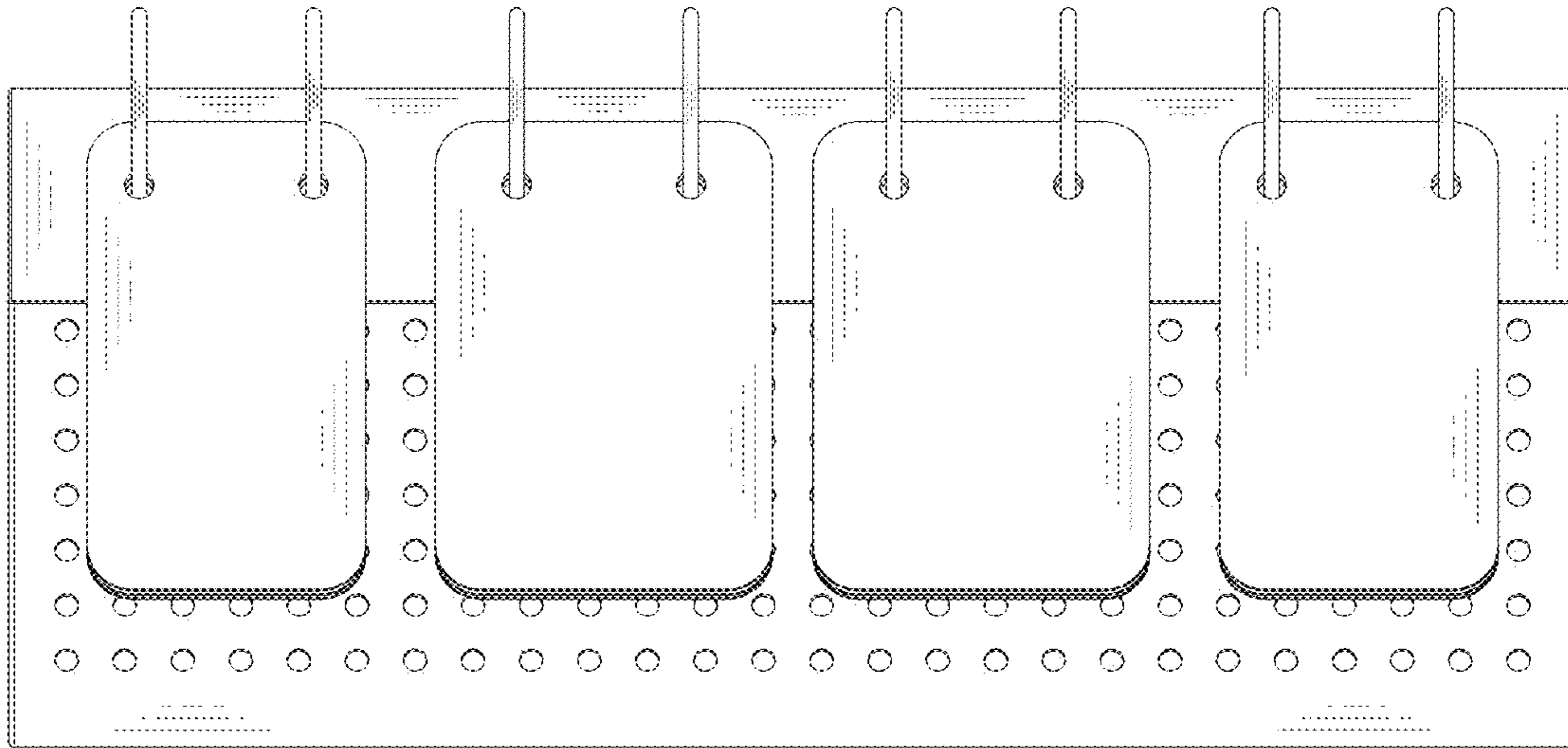


FIG. 3

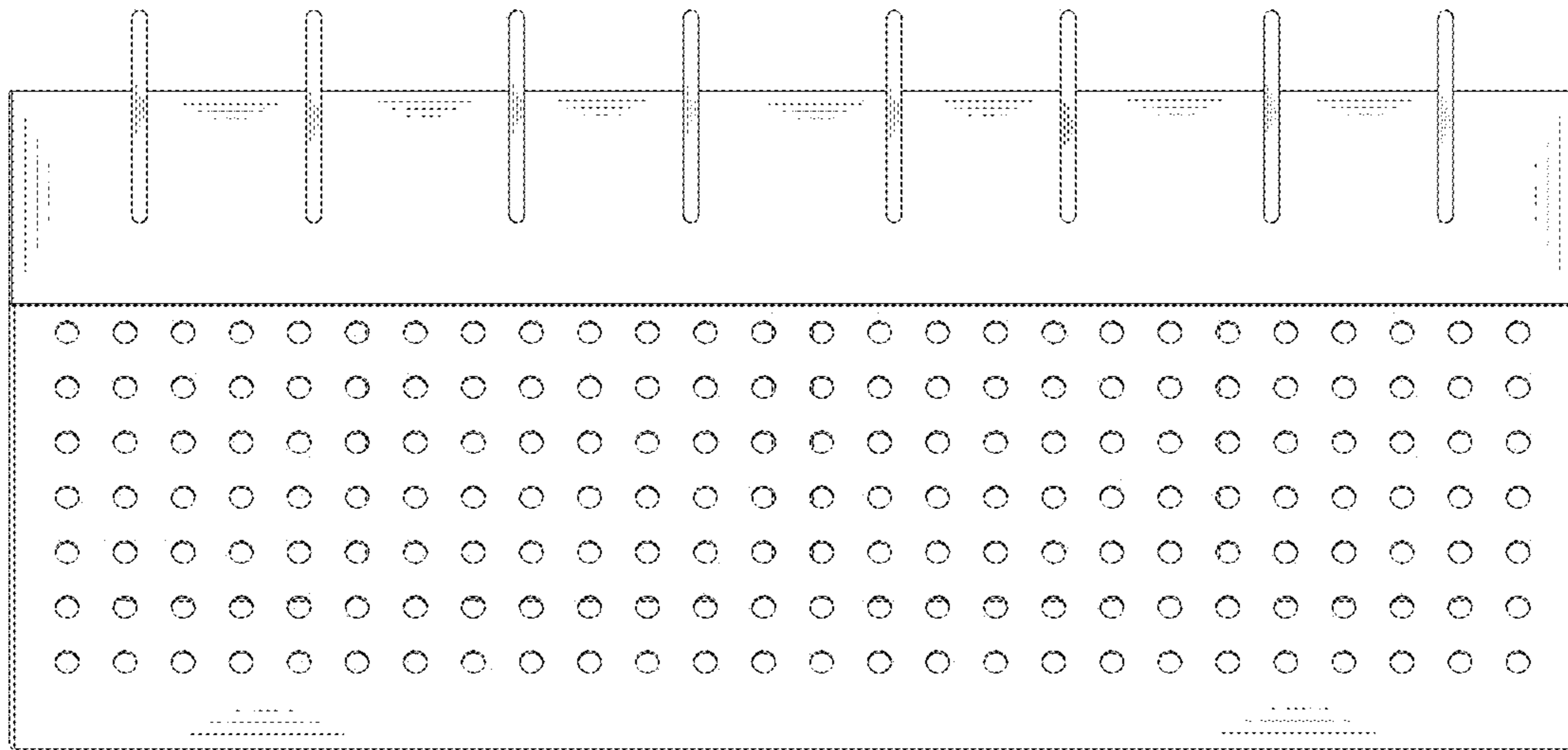


FIG. 4

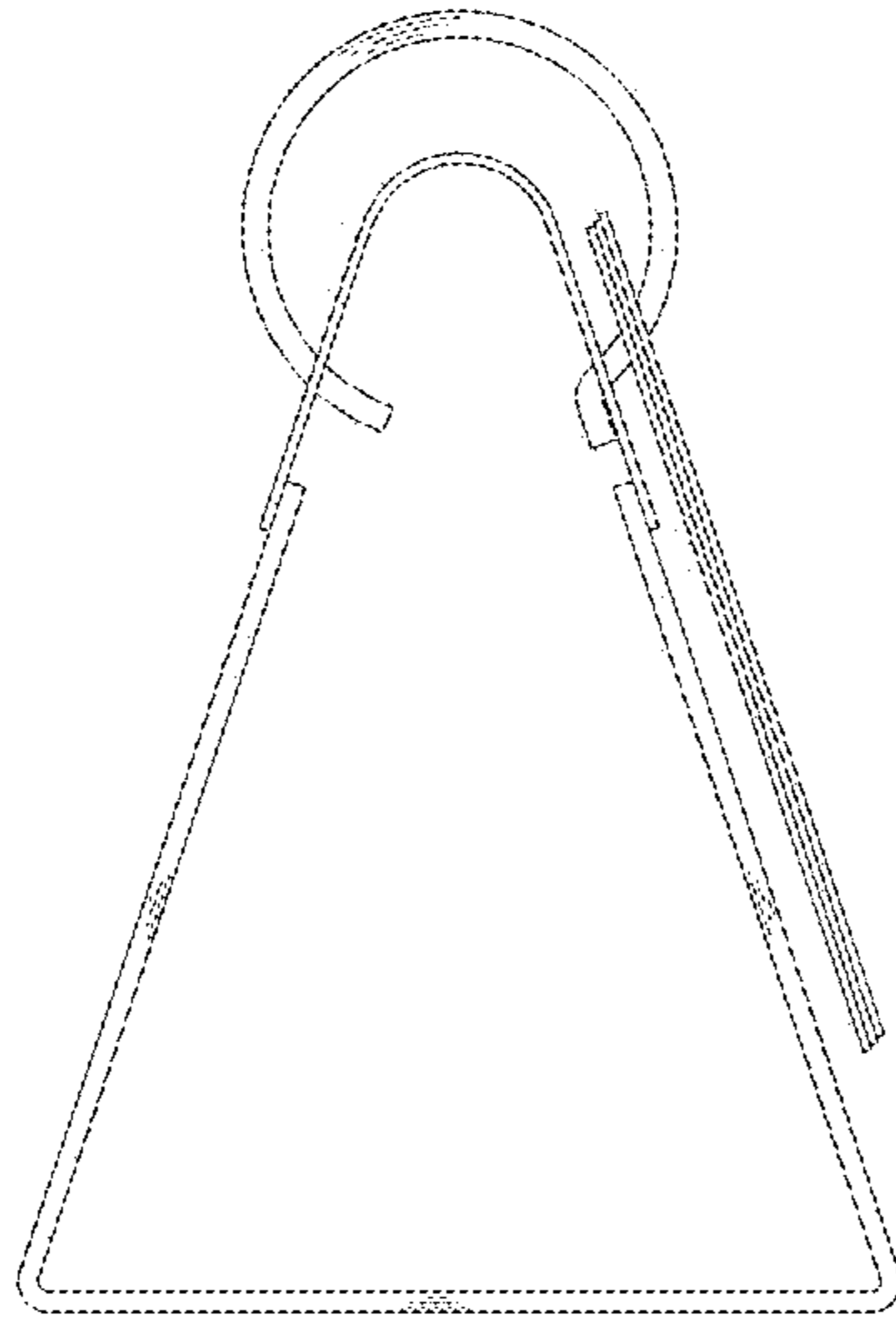


FIG. 5

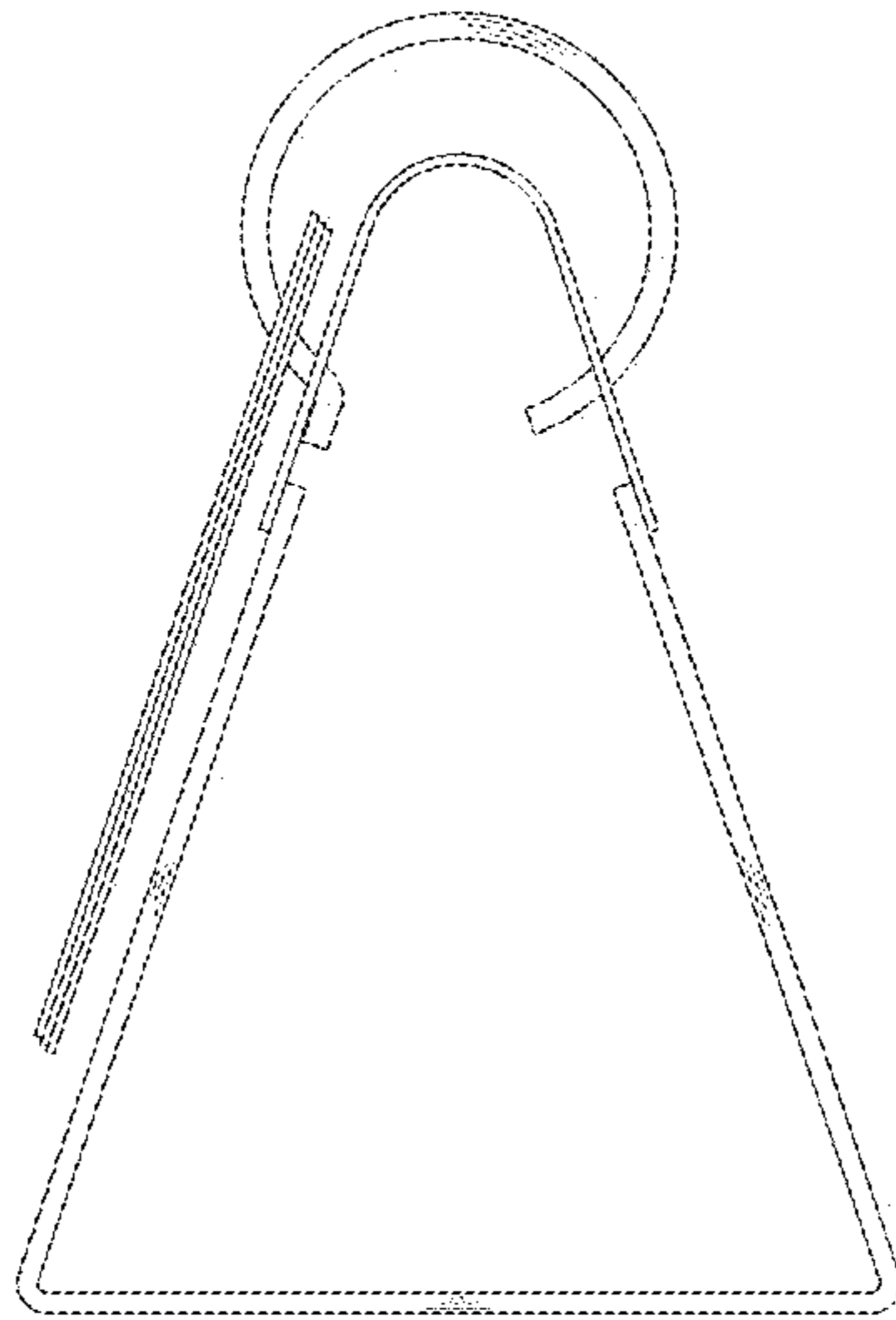


FIG. 6

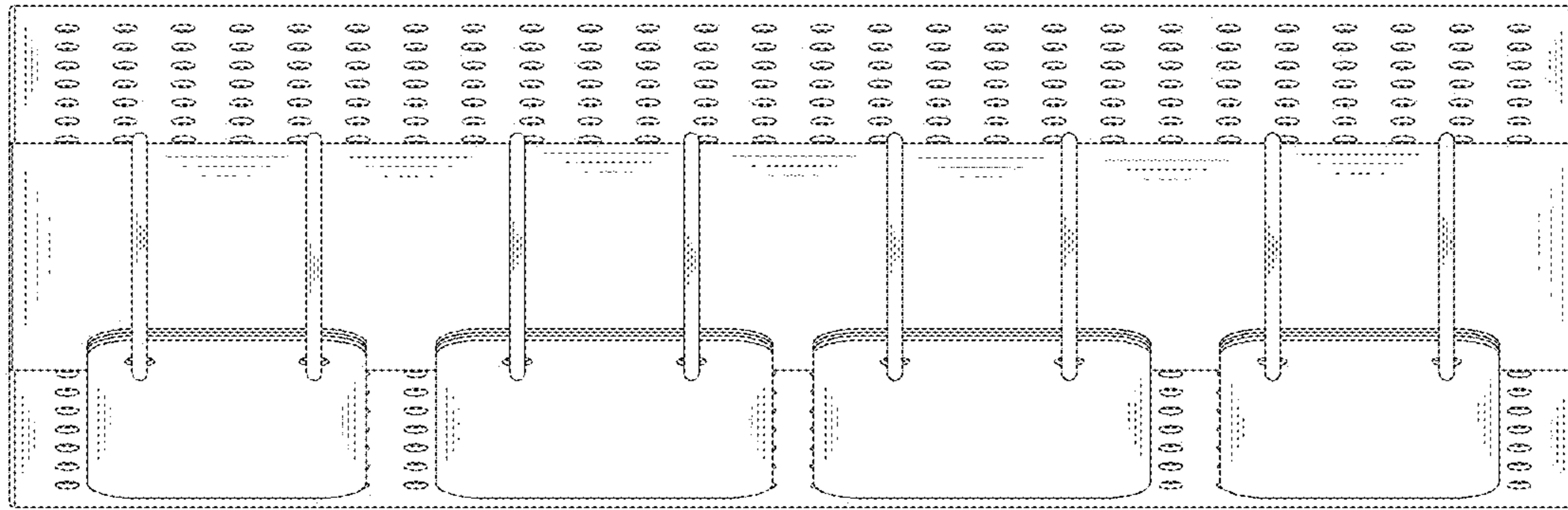


FIG. 7




FIG. 8