



US00D984491S

(12) **United States Design Patent**
Clearman

(10) **Patent No.:** **US D984,491 S**

(45) **Date of Patent:** **** Apr. 25, 2023**

(54) **TOOTHBAR**

(71) Applicant: **Hardparts Design, LLC**, Knoxville,
TN (US)

(72) Inventor: **Ryan Clearman**, Knoxville, TN (US)

(73) Assignee: **Hardparts Design, LLC**, Knoxville,
TN (US)

(**) Term: **15 Years**

(21) Appl. No.: **29/816,049**

(22) Filed: **Nov. 18, 2021**

(51) **LOC (14) Cl.** **15-03**

(52) **U.S. Cl.**
USPC **D15/32; D15/11; D8/20**

(58) **Field of Classification Search**
USPC D15/11, 22-26, 28, 29, 32; D8/20
CPC ... E02F 3/142; E02F 3/40; E02F 3/401; E02F
3/76; E02F 3/7609; E02F 3/815; E02F
3/96; E02F 9/00; E02F 9/28; E02F
9/2808; E02F 9/2883; B66C 3/02
See application file for complete search history.

(56) **References Cited**

U.S. PATENT DOCUMENTS

5,413,181	A *	5/1995	Keigley	E02F 3/815 37/302
5,515,625	A *	5/1996	Keigley	E02F 3/815 37/405
D406,153	S *	2/1999	Holzer	D15/32
5,924,270	A *	7/1999	Bruns	A01D 75/20 56/320.1
6,990,760	B1 *	1/2006	Zaayman	E02F 3/36 37/446
D555,443	S *	11/2007	Hunt	A01G 23/00 D8/20
D617,350	S *	6/2010	Cummings	D15/11
D623,671	S *	9/2010	Bolyard	E02F 3/815 D15/32

D745,351	S *	12/2015	Tyner	D8/20
D745,352	S *	12/2015	Tyner	D8/20
D801,765	S *	11/2017	Gibson	E02F 3/815 D8/13

(Continued)

OTHER PUBLICATIONS

<https://www.bxpanded.com/piranha-toothbar>—BXpanded Piranha
Toothbar—4 pp.

Primary Examiner — Sheryl Lane

Assistant Examiner — Eldiol Ghigliotty Torre

(74) *Attorney, Agent, or Firm* — Luedeka Neely Group,
PC

(57) **CLAIM**

The ornamental design for a toothbar, as shown and
described.

DESCRIPTION

FIG. 1 is a perspective view of the toothbar of my new
design.

FIG. 2 is a top plan view of the toothbar of FIG. 1.

FIG. 3 is a bottom plan view of the toothbar of FIG. 1.

FIG. 4 is a left side elevation view of the toothbar of FIG.
1.

FIG. 5 is a right side elevation view of the toothbar of FIG.
1.

FIG. 6 is a front end view of the toothbar of FIG. 1.

FIG. 7 is a back end view of the toothbar of FIG. 1.

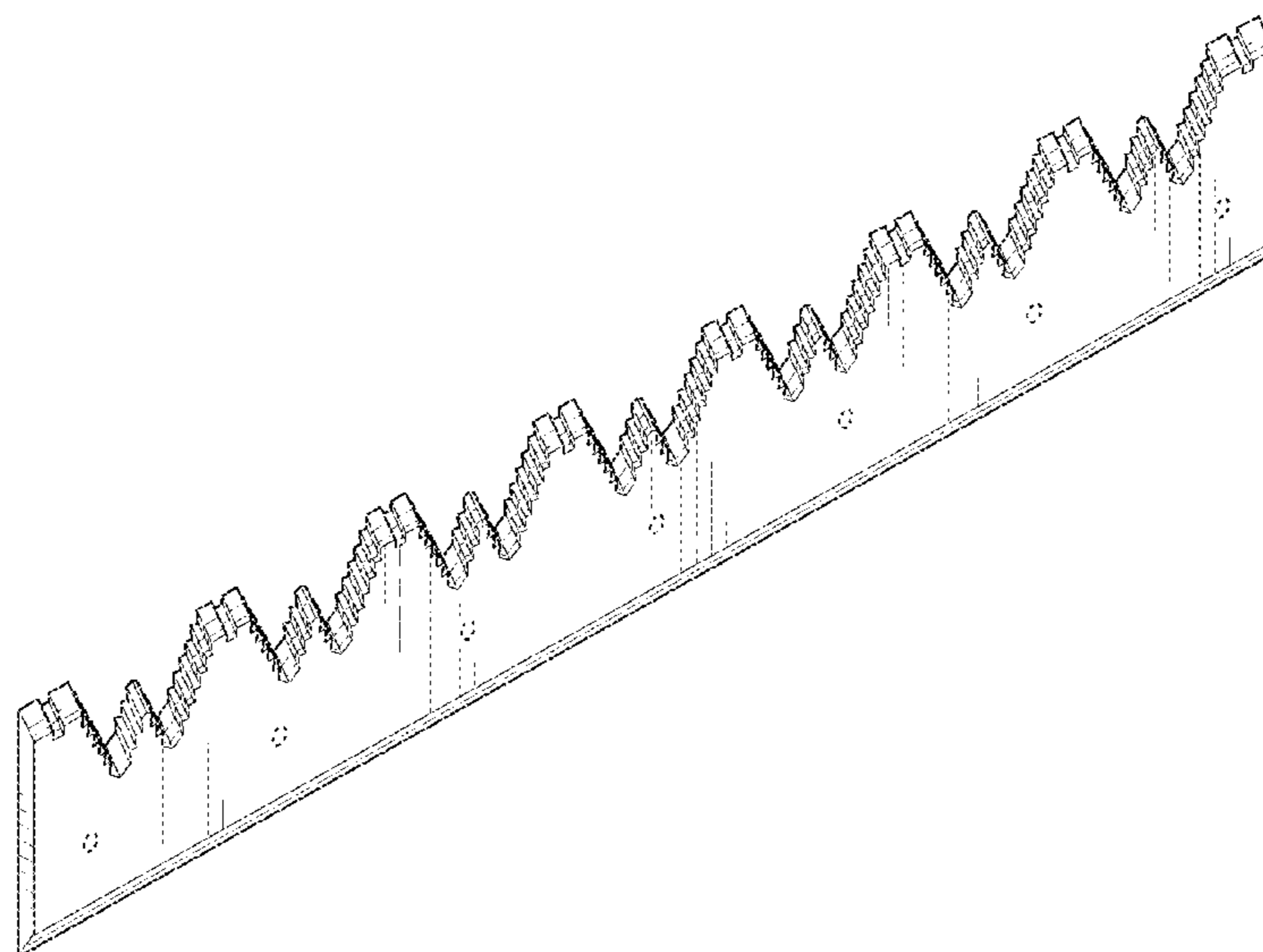
FIG. 8 shows the toothbar in a first exemplary embodiment
attached to a tractor bucket; and,

FIG. 9 shows the toothbar in a second exemplary embodi-
ment attached to a tractor bucket.

In FIGS. 8 and 9, the tractor bucket and toothbar attachment
mechanisms do not form part of the claimed design.

The broken lines in the drawings are included for the
purpose of illustrating unclaimed features and form no part
of the claimed design.

1 Claim, 5 Drawing Sheets



(56)

References Cited

U.S. PATENT DOCUMENTS

2001/0005950 A1* 7/2001 Renski E02F 3/8152
37/444
2005/0172525 A1* 8/2005 Kostyak E02F 3/8152
37/449
2007/0283674 A1* 12/2007 Watkins A01G 23/00
56/257

* cited by examiner

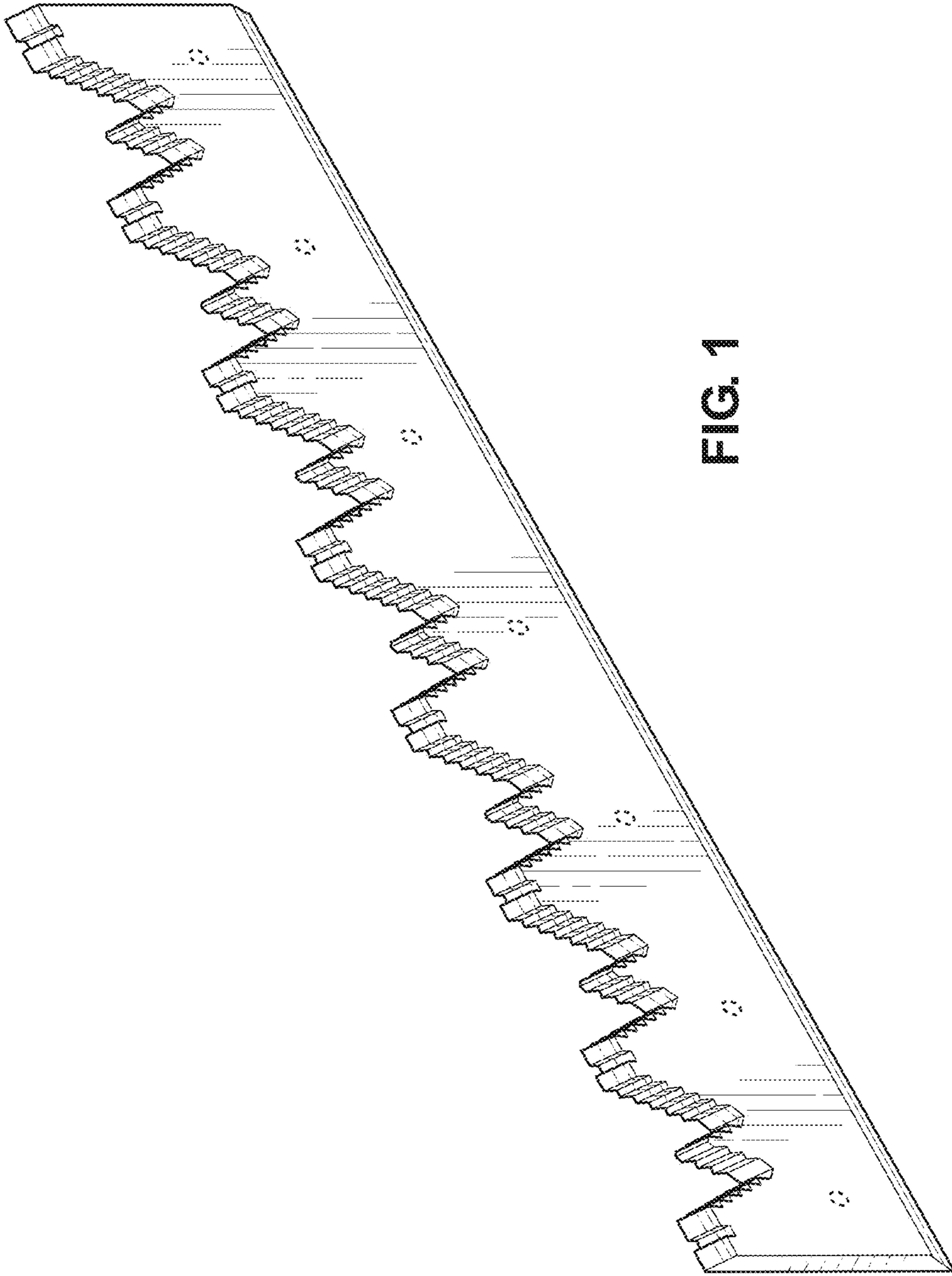


FIG. 1

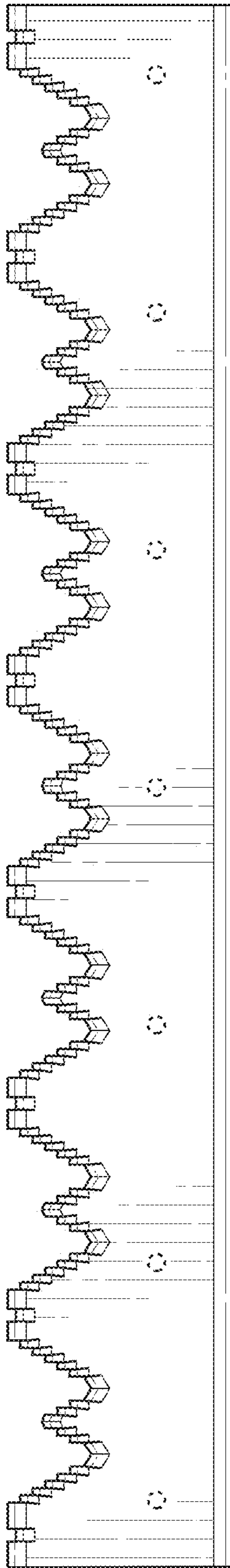


FIG. 2

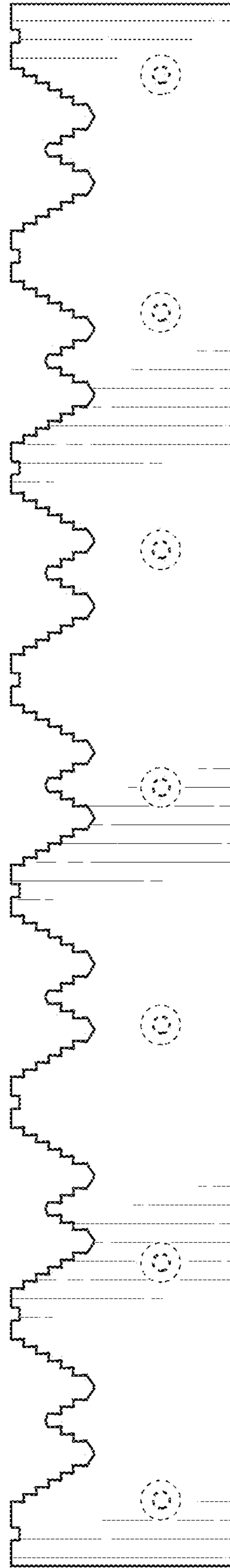


FIG. 3

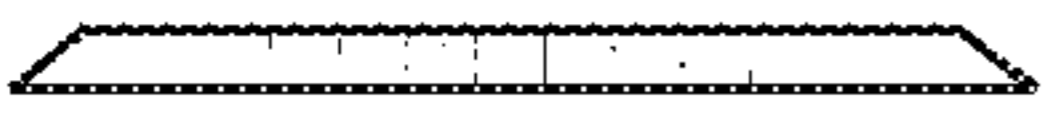


FIG. 4

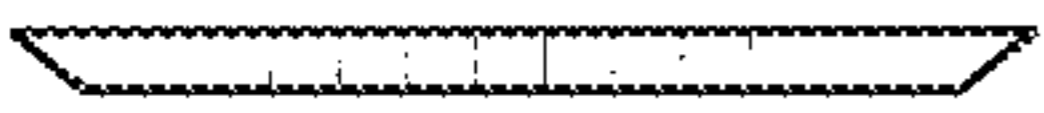


FIG. 5



FIG. 6




FIG. 7

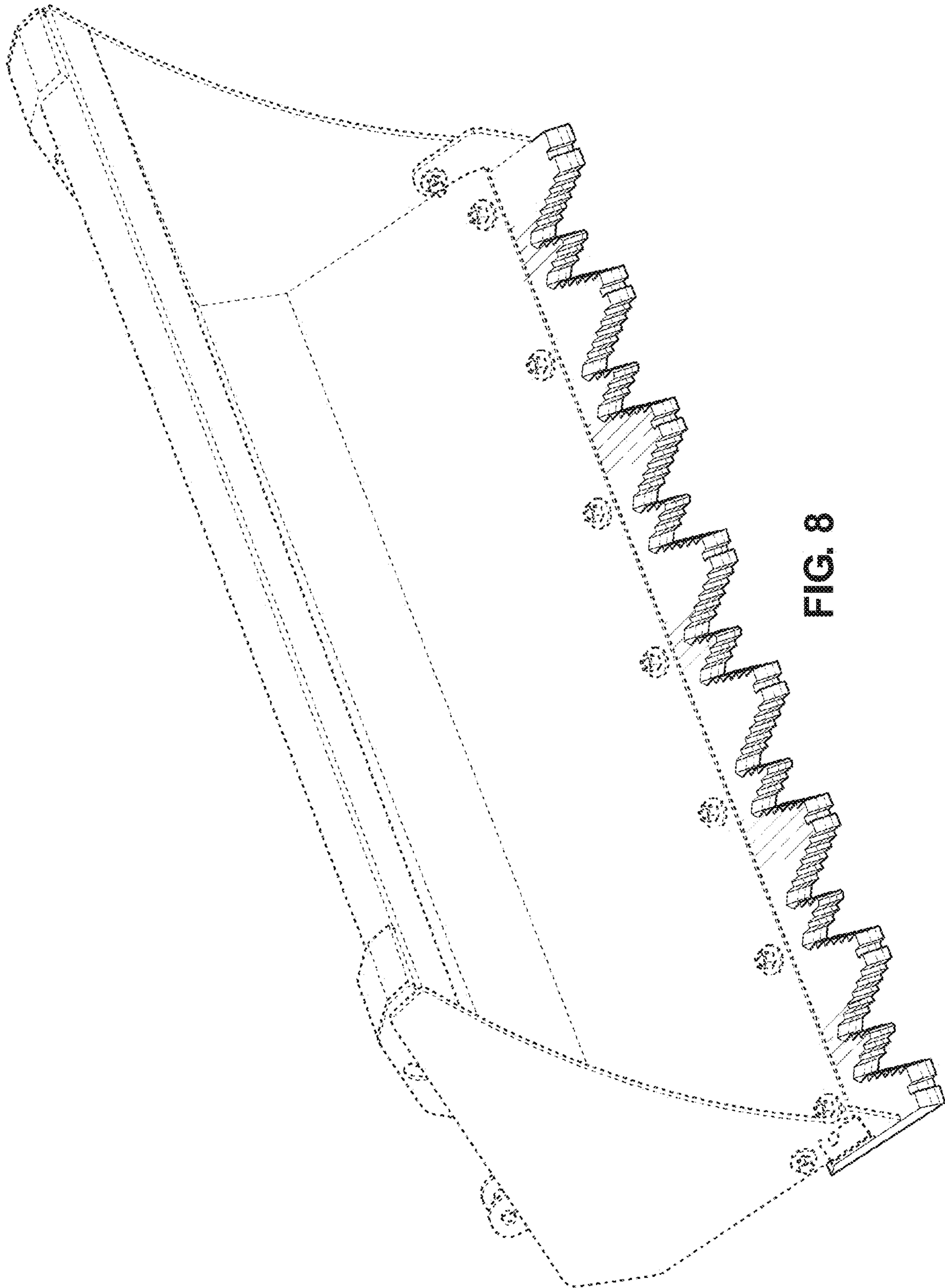


FIG. 8

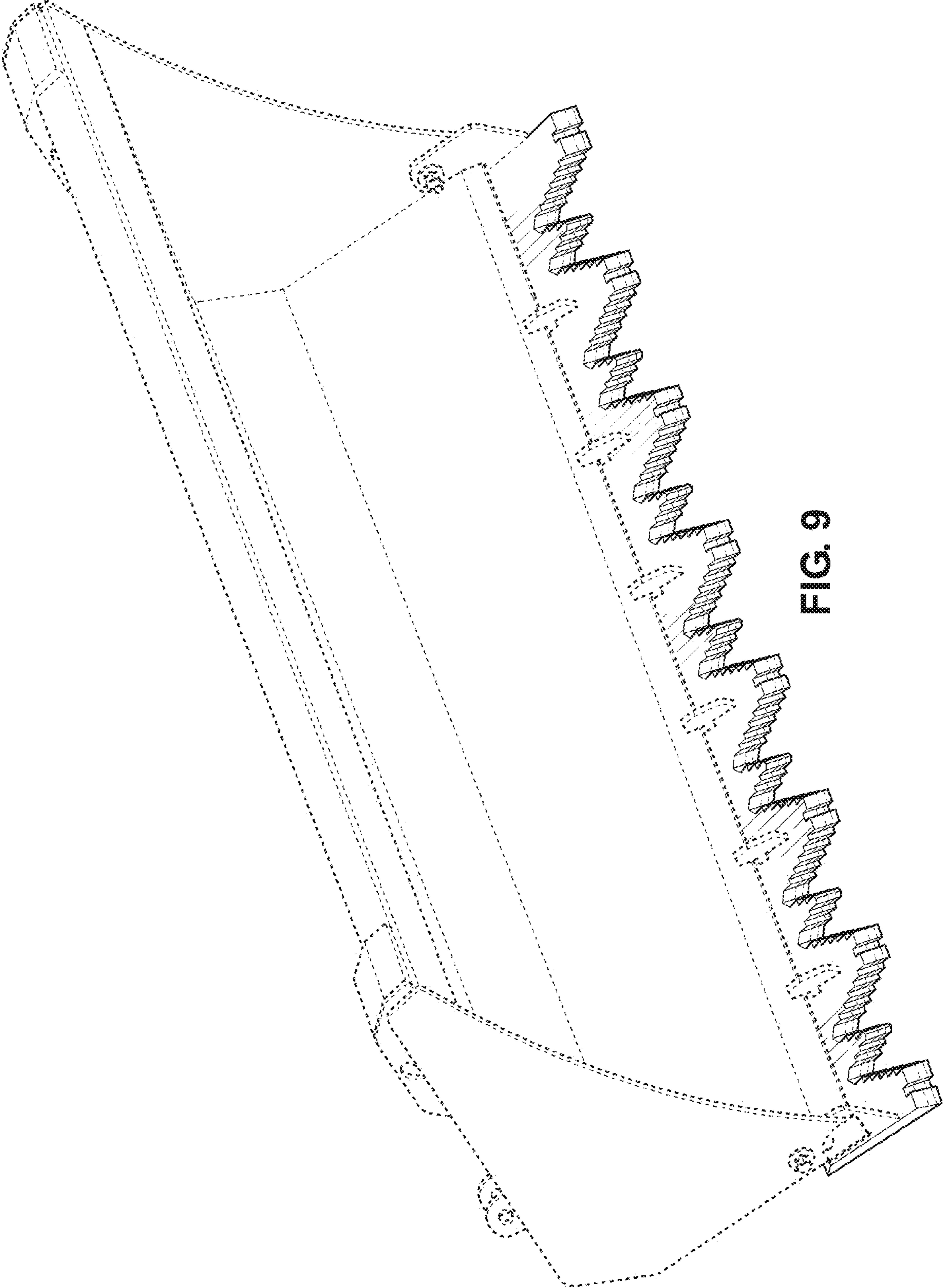


FIG. 9