



US00D984490S

(12) **United States Design Patent** (10) **Patent No.:** **US D984,490 S**
Adachi et al. (45) **Date of Patent:** **** Apr. 25, 2023**

(54) **MONITOR COVER FOR A CONSTRUCTION MACHINE**

(71) Applicant: **KOBELCO CONSTRUCTION MACHINERY CO., LTD.**, Hiroshima (JP)

(72) Inventors: **Kaoru Adachi**, Hiroshima (JP); **Keiji Yamamoto**, Hiroshima (JP); **Koji Fujikawa**, Hiroshima (JP)

(73) Assignee: **KOBELCO CONSTRUCTION MACHINERY CO., LTD.**, Hiroshima (JP)

(**) Term: **15 Years**

(21) Appl. No.: **29/809,477**

(22) Filed: **Sep. 28, 2021**

(30) **Foreign Application Priority Data**

Mar. 29, 2021 (JP) 2021-006482 D

(51) **LOC (14) Cl.** **15-03**

(52) **U.S. Cl.**
USPC **D15/28**

(58) **Field of Classification Search**
USPC D15/17, 22-26, 28, 31, 33; D12/419, D12/192, 421
CPC B62D 25/00; B62D 33/0633; B62D 33/00; B62D 33/06
See application file for complete search history.

(56) **References Cited**

U.S. PATENT DOCUMENTS

D427,613 S * 7/2000 Altmann D15/28
D428,022 S * 7/2000 Altmann D15/28
D546,841 S * 7/2007 McCarren, Jr. D15/28
D549,739 S * 8/2007 Stephens D15/28
D593,134 S * 5/2009 Kuwae D15/28

D636,794 S * 4/2011 Ono D15/28
D640,293 S * 6/2011 Ono D15/28
D652,063 S * 1/2012 Takeuchi D15/28
D659,343 S * 5/2012 Saitou D15/28
D659,939 S * 5/2012 Saitou D15/28
D667,027 S * 9/2012 Stimel, Jr. D15/28
D685,006 S * 6/2013 Hagura D15/28
D685,397 S * 7/2013 Anderson D15/28
D685,398 S * 7/2013 Graham D15/28
D697,534 S * 1/2014 Uchida D15/28
D718,343 S * 11/2014 Carter D15/28
D754,211 S * 4/2016 Moore D15/28
D783,686 S * 4/2017 Jilbert D15/28
D813,916 S * 3/2018 Okuyama D15/28
D816,729 S * 5/2018 Diebold D15/28
D819,706 S * 6/2018 Diebold D15/28
D834,622 S * 11/2018 Fincato D15/28
D856,379 S * 8/2019 Ninomiya D15/28

(Continued)

Primary Examiner — Mark A Goodwin

(74) *Attorney, Agent, or Firm* — Birch, Stewart, Kolasch & Birch, LLP

(57) **CLAIM**

The ornamental design for a monitor cover for a construction machine, as shown and described.

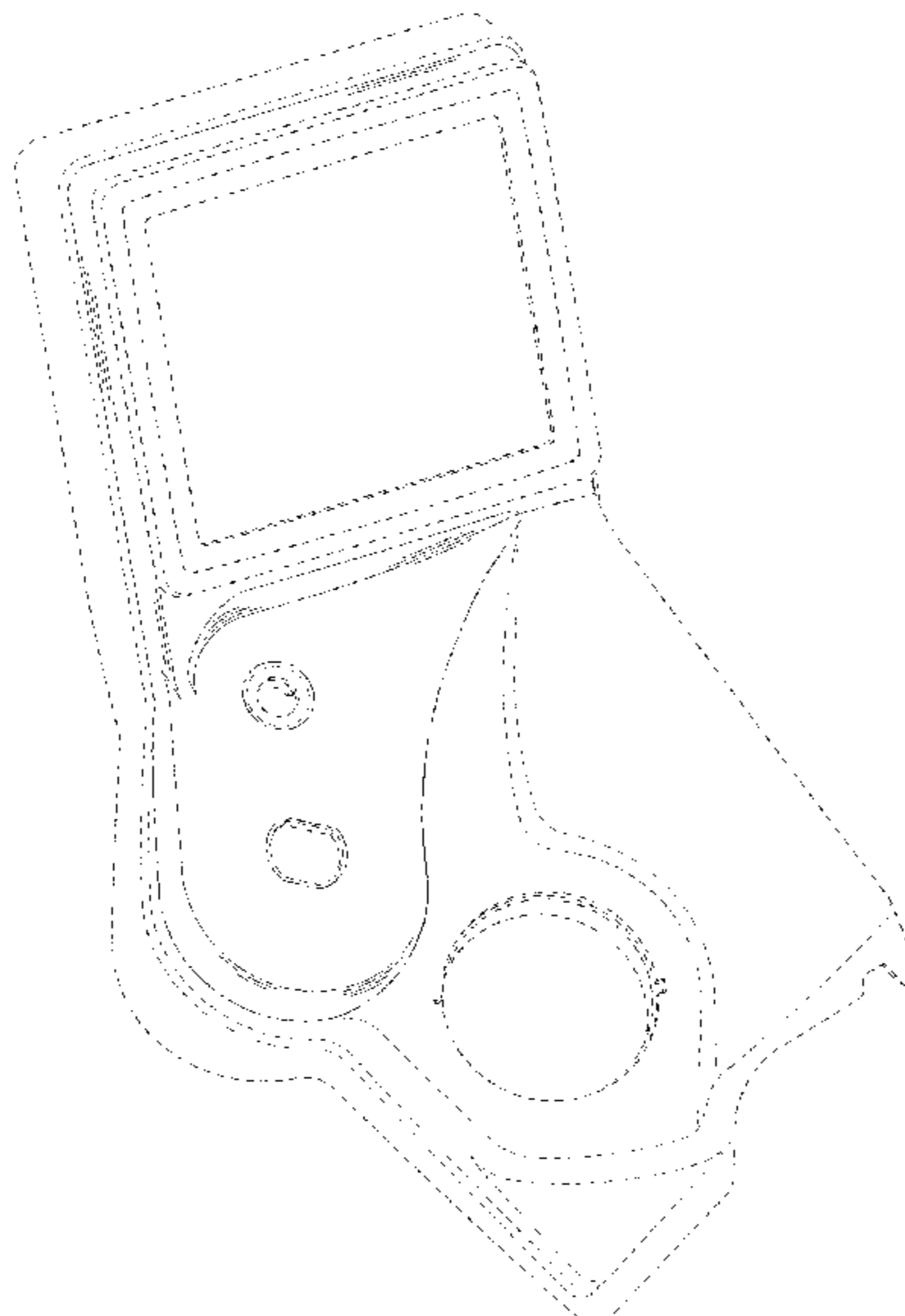
DESCRIPTION

FIG. 1 is a perspective view of a monitor cover for a construction machine showing our new design;
FIG. 2 is a front view thereof;
FIG. 3 is a left side view thereof;
FIG. 4 is a right side view thereof;
FIG. 5 is a top view thereof; and,
FIG. 6 is a bottom view thereof.

The broken lines depict portions of the monitor cover for a construction machine in which the design is embodied that are not considered part of the claimed design.

The dot-dash lines show a boundary between the claimed design and unclaimed portions.

1 Claim, 6 Drawing Sheets



(56)

References Cited

U.S. PATENT DOCUMENTS

D856,380 S *	8/2019	Ninomiya	D15/28
D856,381 S *	8/2019	Ninomiya	D15/28
D860,267 S *	9/2019	Wilkie	D15/28
D931,341 S *	9/2021	Watanabe	D15/28

* cited by examiner

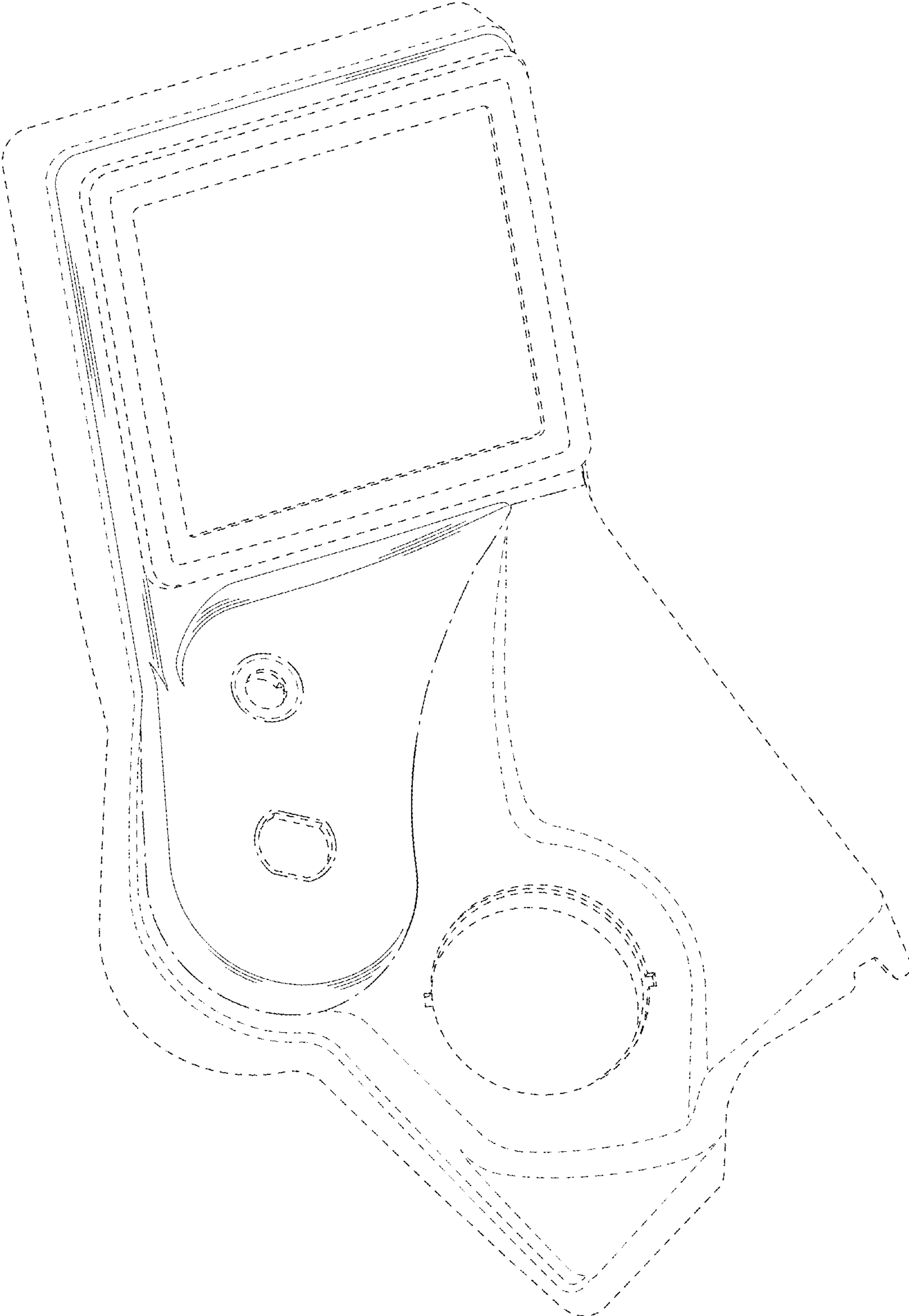


Fig. 1

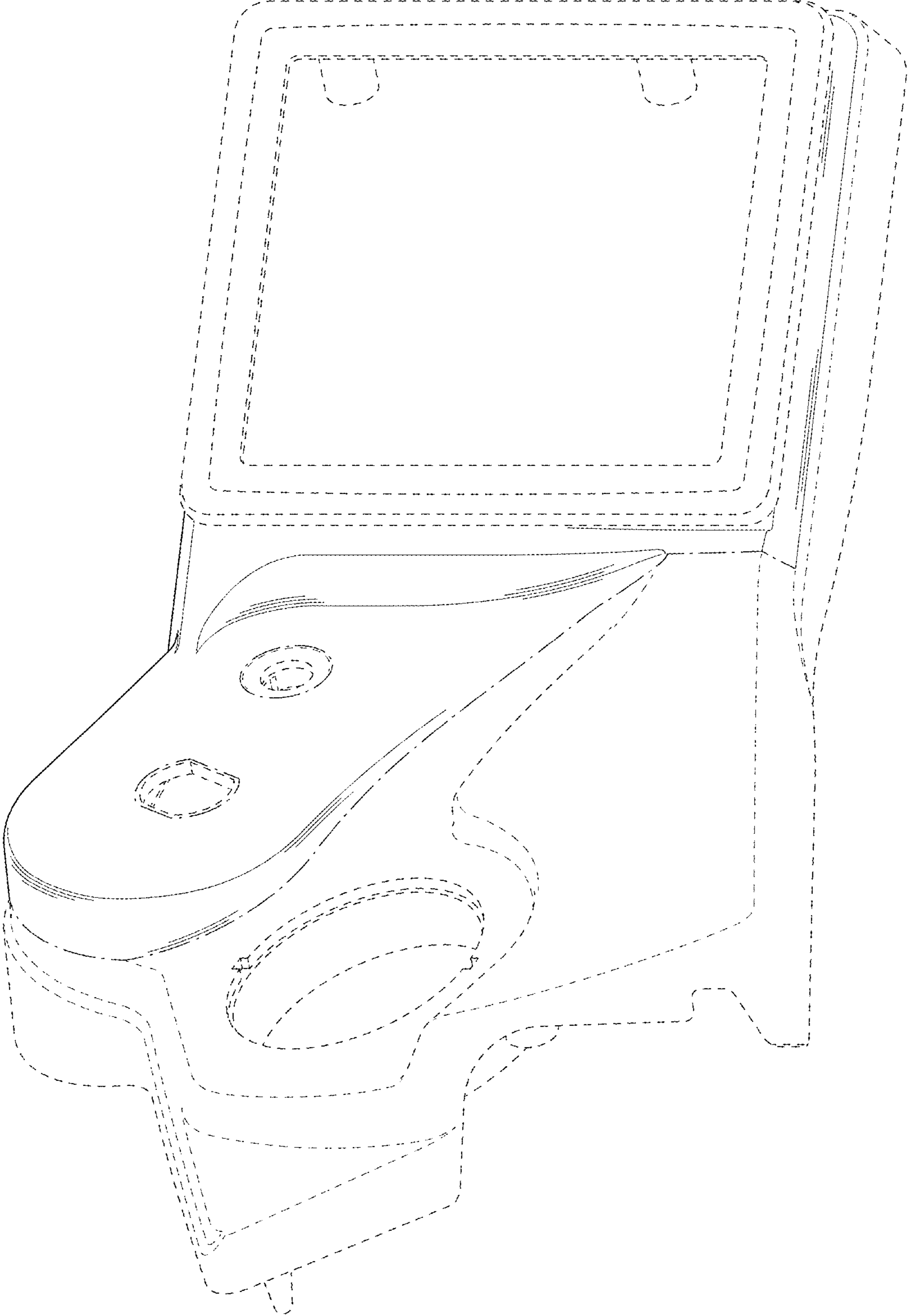


Fig.2

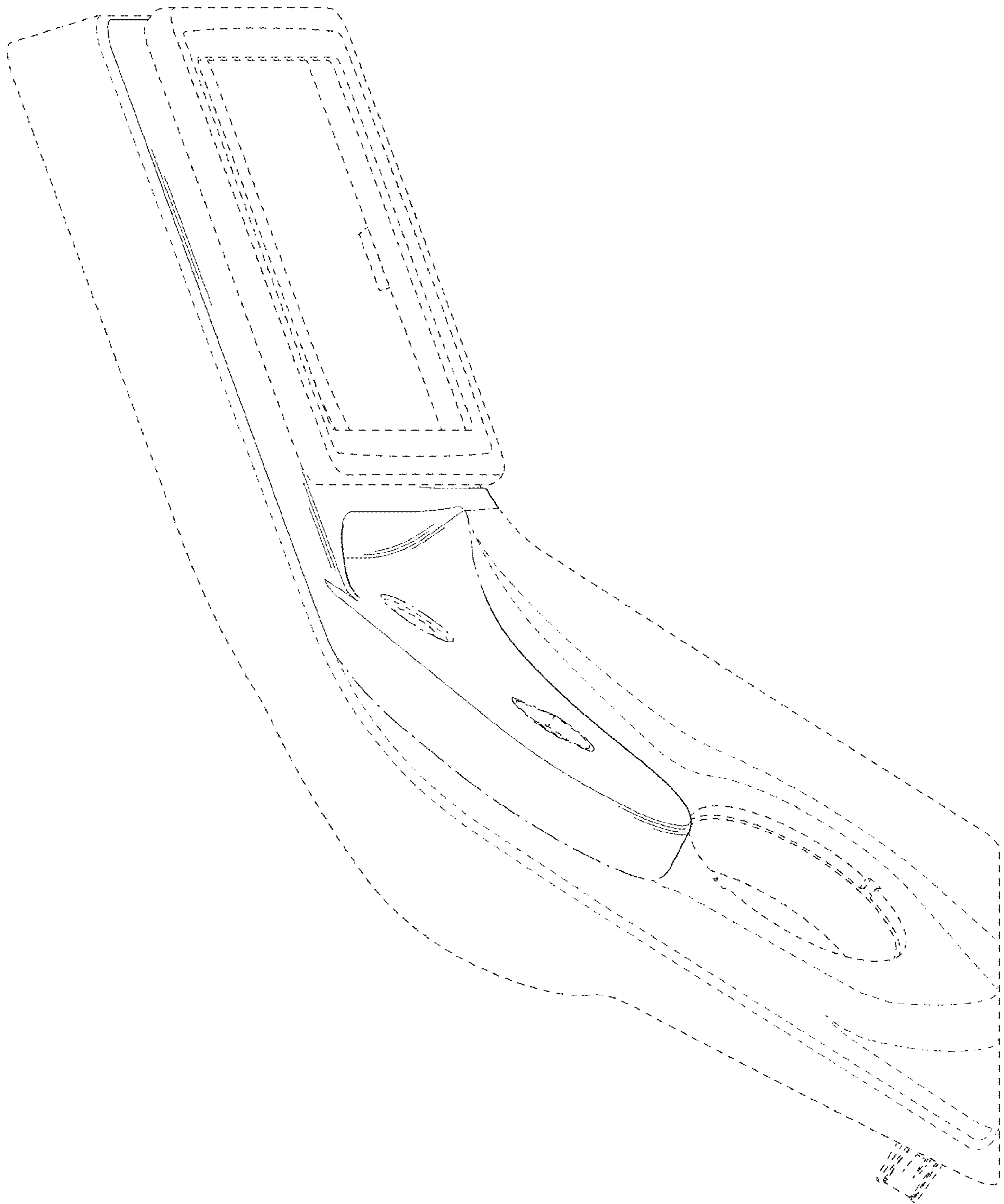


Fig.3

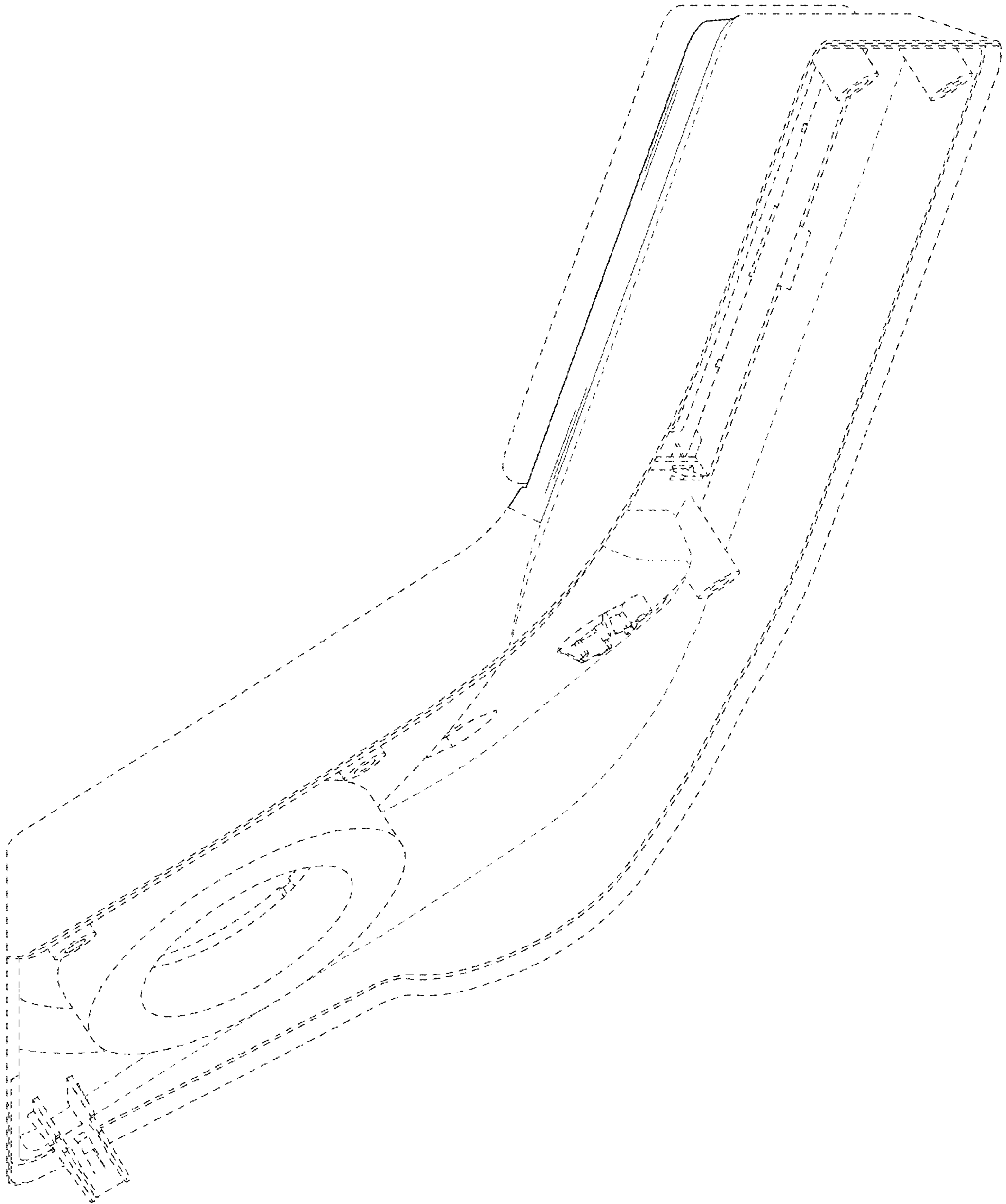


Fig.4

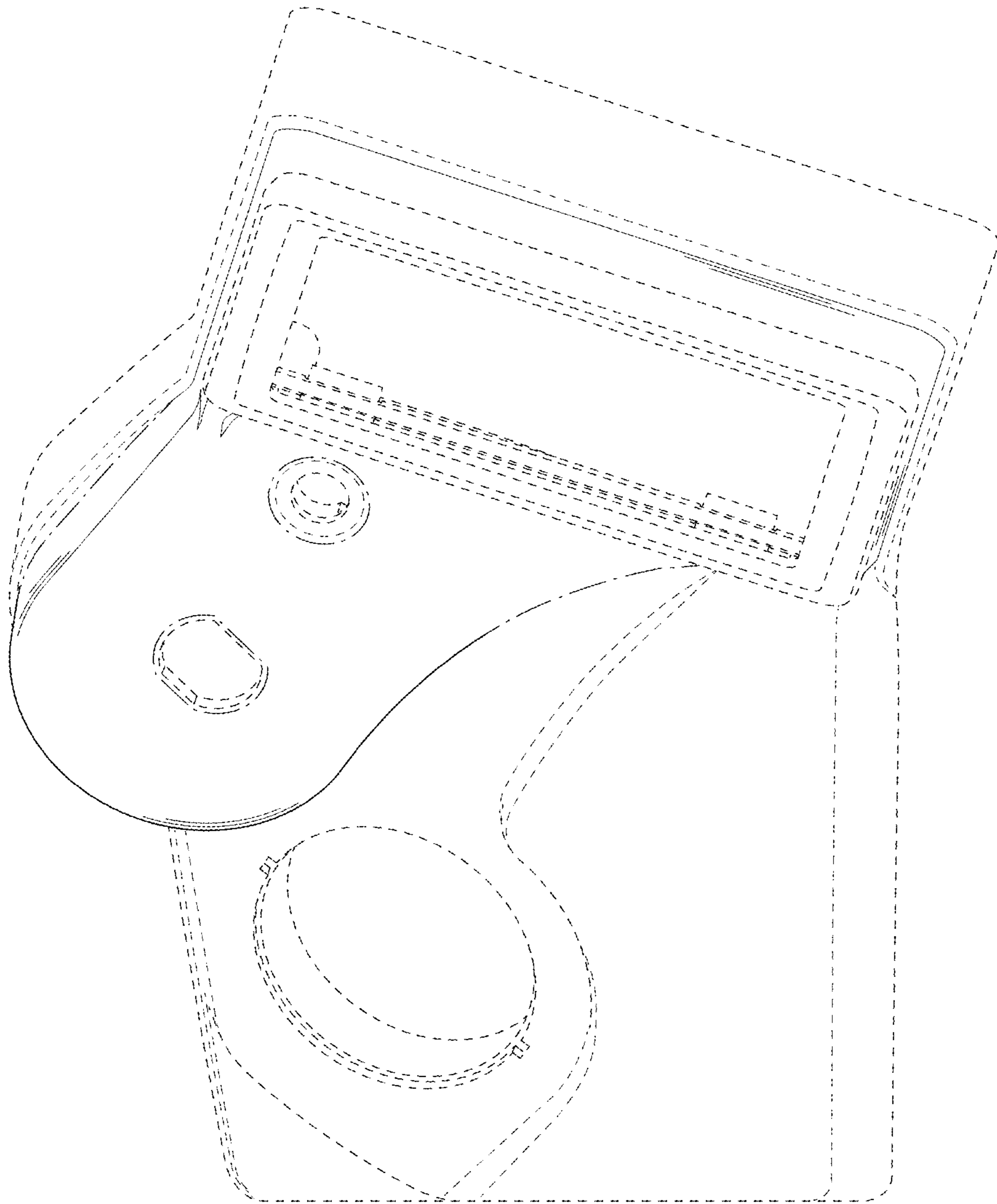


Fig.5

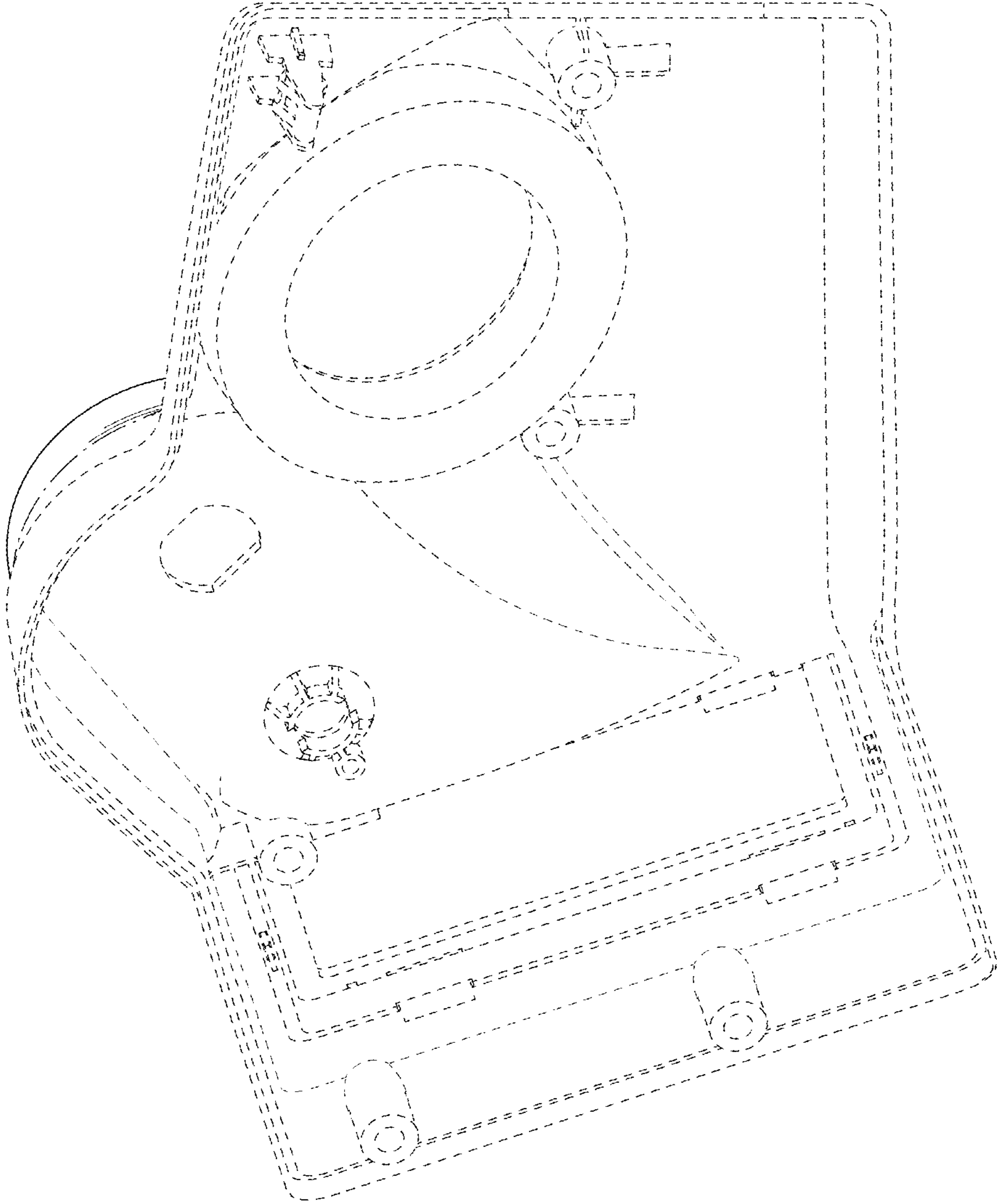


Fig.6