



US00D984453S

(12) **United States Design Patent**
Tang

(10) **Patent No.:** **US D984,453 S**

(45) **Date of Patent:** **** Apr. 25, 2023**

- (54) **CASE FOR WEARABLE DEVICE**
- (71) Applicant: **Shenzhen Zuokou Trading Co., Ltd.**,
Shenzhen (CN)
- (72) Inventor: **Haihong Tang**, Putian (CN)
- (73) Assignee: **Shenzhen Zuokou Trading Co., Ltd.**,
Shenzhen (CN)
- (**) Term: **15 Years**

D786,879 S *	5/2017	Kim	D14/440
D790,517 S *	6/2017	Akana	D14/244
D798,905 S *	10/2017	Akana	D14/511
D802,587 S *	11/2017	Lee	D14/344
D865,546 S *	11/2019	Kellock	D10/70
D874,458 S *	2/2020	Akana	D14/344
D888,710 S *	6/2020	Yun	D14/344
D897,350 S *	9/2020	Wang	D14/440
D905,051 S *	12/2020	Akana	D14/344
D947,181 S *	3/2022	Akana	D14/344
D947,839 S *	4/2022	Akana	D14/344
D948,358 S *	4/2022	Akana	D10/70
D962,930 S *	9/2022	Akana	D14/344

(Continued)

(21) Appl. No.: **29/827,714**

(22) Filed: **Feb. 22, 2022**

(30) **Foreign Application Priority Data**

Sep. 15, 2021 (EM) 008684807-0001

(51) **LOC (14) Cl.** **14-02**

(52) **U.S. Cl.**
USPC **D14/440**

(58) **Field of Classification Search**
USPC D14/250-251, 253, 440, 344, 439;
D10/30, 43

CPC ... H04B 1/3888; B32B 38/1841; B32B 37/26;
F16M 11/10; H04M 1/04

See application file for complete search history.

(56) **References Cited**

U.S. PATENT DOCUMENTS

D528,439 S *	9/2006	Burton	D10/38
D666,108 S	8/2012	Chiang	
D676,765 S	2/2013	Lassigne	
D728,624 S *	5/2015	Akana	D14/496
D737,159 S *	8/2015	Akana	D10/70
D741,726 S *	10/2015	Akana	D10/70
D752,044 S *	3/2016	Akana	D14/344
D766,752 S *	9/2016	Akana	D10/70
D766,904 S *	9/2016	Jung	D14/440
D766,905 S *	9/2016	Lee	D14/440
D769,879 S *	10/2016	Kim	D14/440
D780,740 S *	3/2017	Kim	D14/250

FOREIGN PATENT DOCUMENTS

CN 210864338 U * 6/2020

OTHER PUBLICATIONS

Misxi Apple Watch Protective Cover, image review https://www.amazon.com/Misxi-Protector-Compatible-Ultra-Thin-Protective/dp/B09JWDZ64S/ref=cm_cr_ar_p_d_product_top?ie=UTF8&th=1.*

Primary Examiner — John R Yeh

(74) *Attorney, Agent, or Firm* — Georgi Korobanov

(57) **CLAIM**

The ornamental design for a case for wearable device, as shown and described.

DESCRIPTION

FIG. 1 is a perspective view of a case for wearable device, showing my new design;

FIG. 2 is another perspective view thereof;

FIG. 3 is a front view thereof;

FIG. 4 is a rear view thereof;

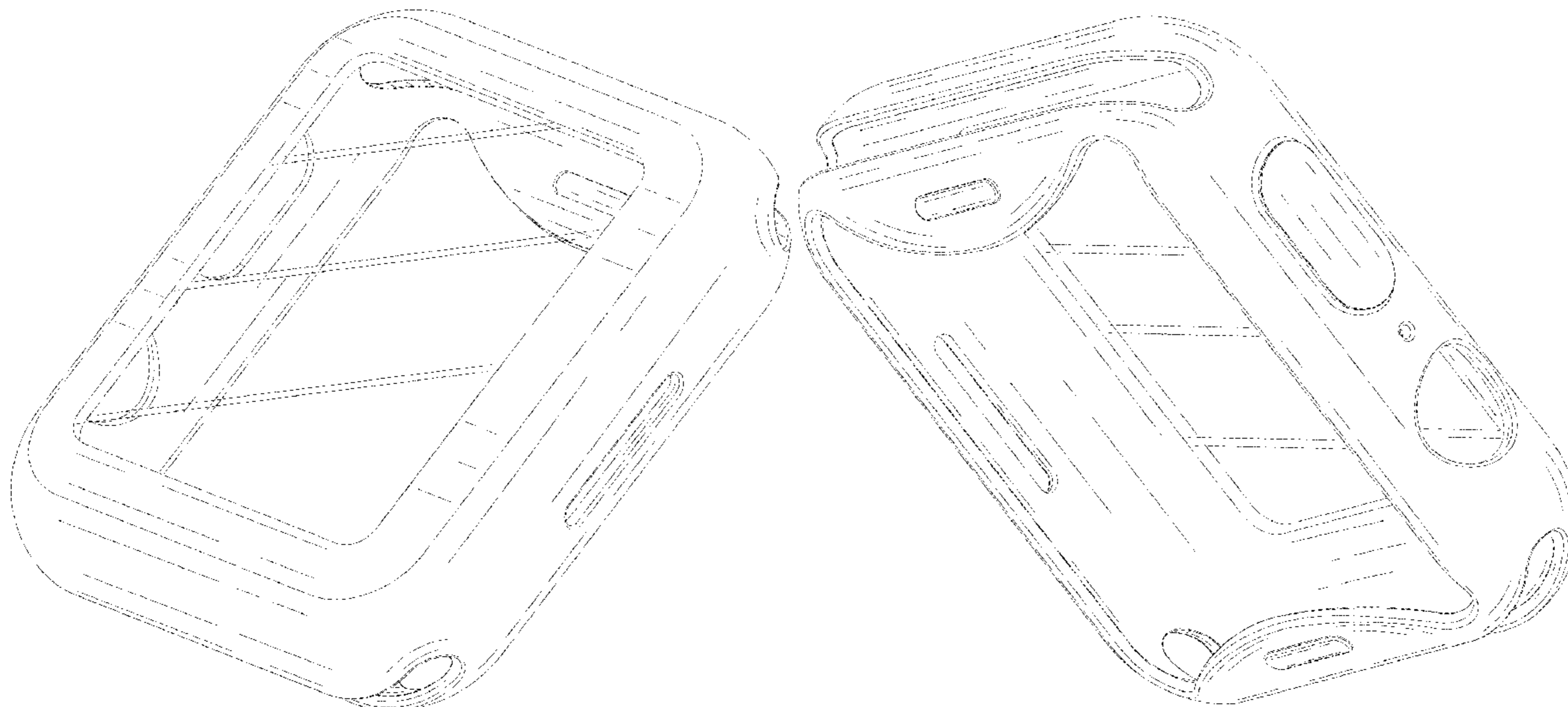
FIG. 5 is a left side view thereof;

FIG. 6 is a right side view thereof;

FIG. 7 is a top plan view thereof; and,

FIG. 8 is a bottom plan view thereof.

1 Claim, 8 Drawing Sheets



(56)

References Cited

U.S. PATENT DOCUMENTS

D970,500 S * 11/2022 Tang D14/344
D971,028 S * 11/2022 Lee D10/30
D971,208 S * 11/2022 Hu D14/344
2019/0045642 A1* 2/2019 Prest H05K 5/006
2022/0163925 A1* 5/2022 You G04B 37/005

* cited by examiner

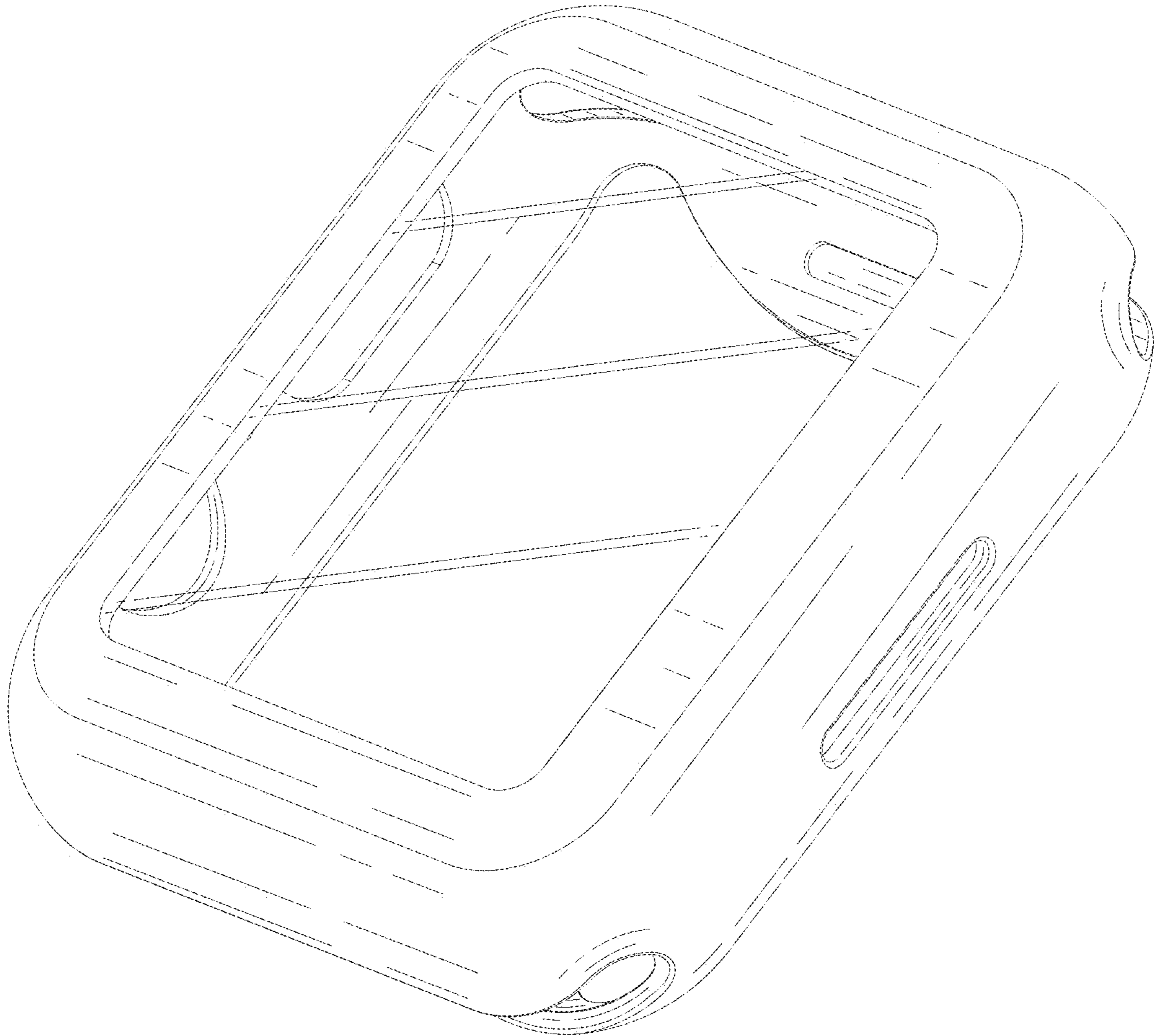


FIG. 1

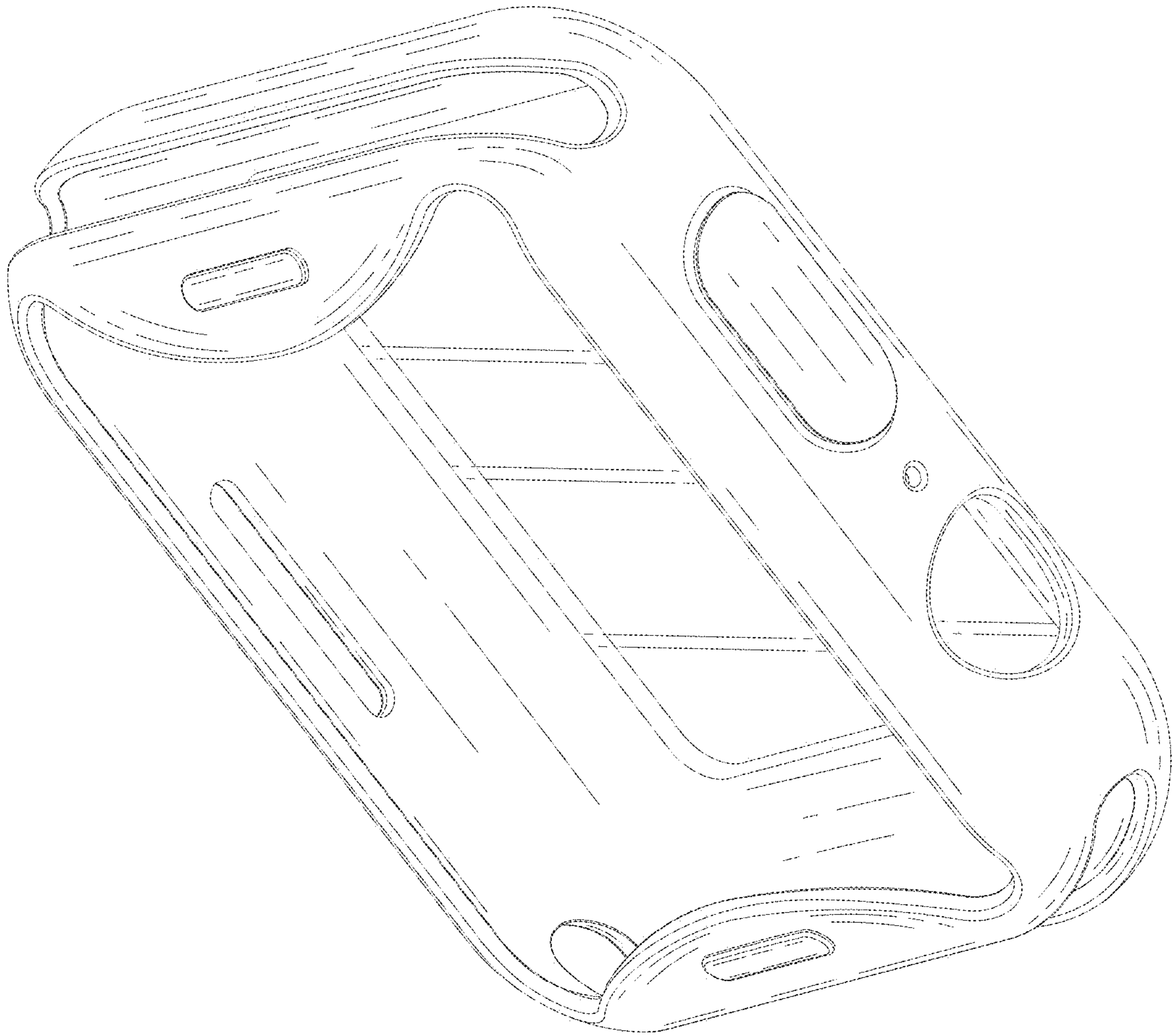


FIG. 2

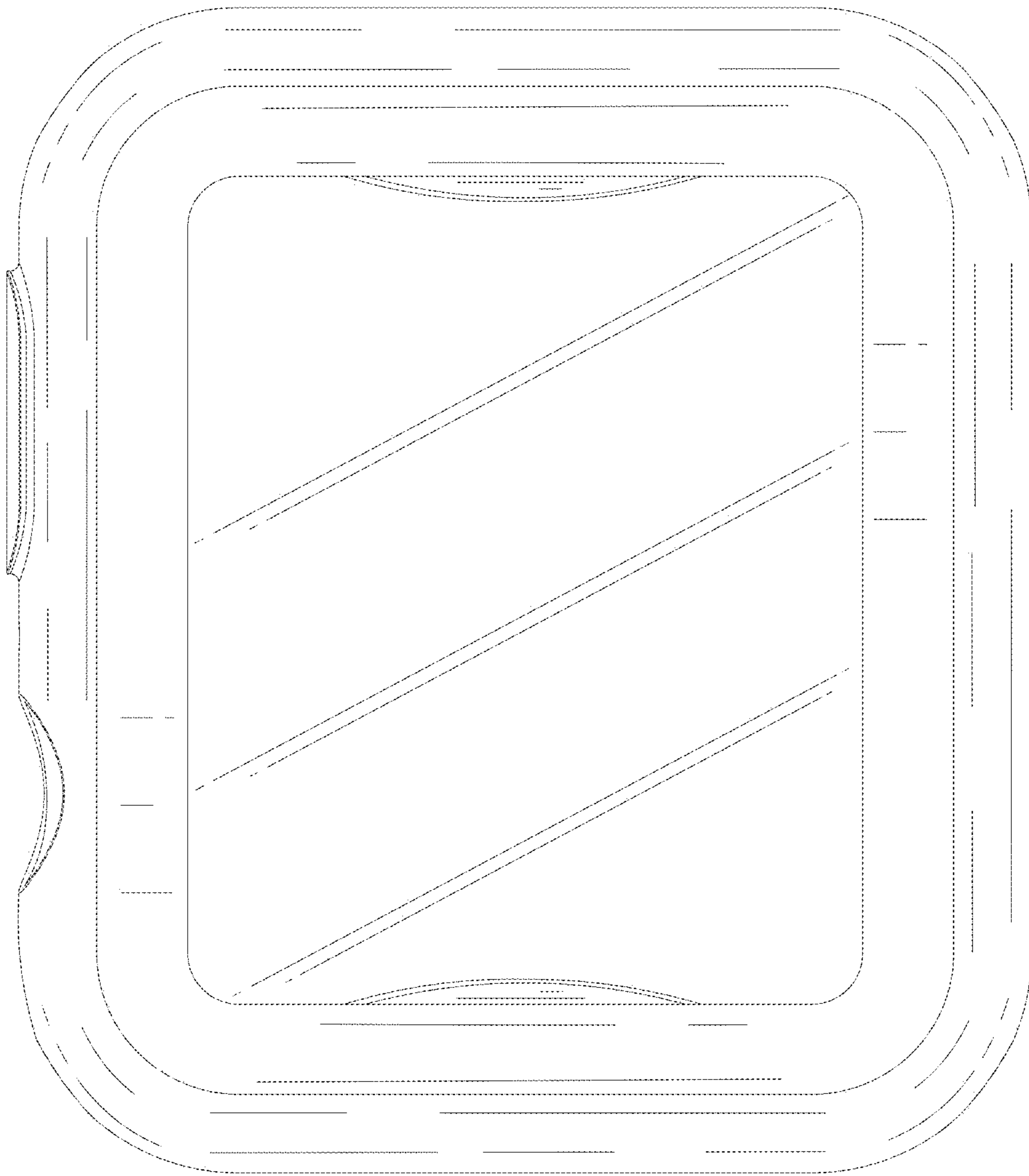


FIG. 3

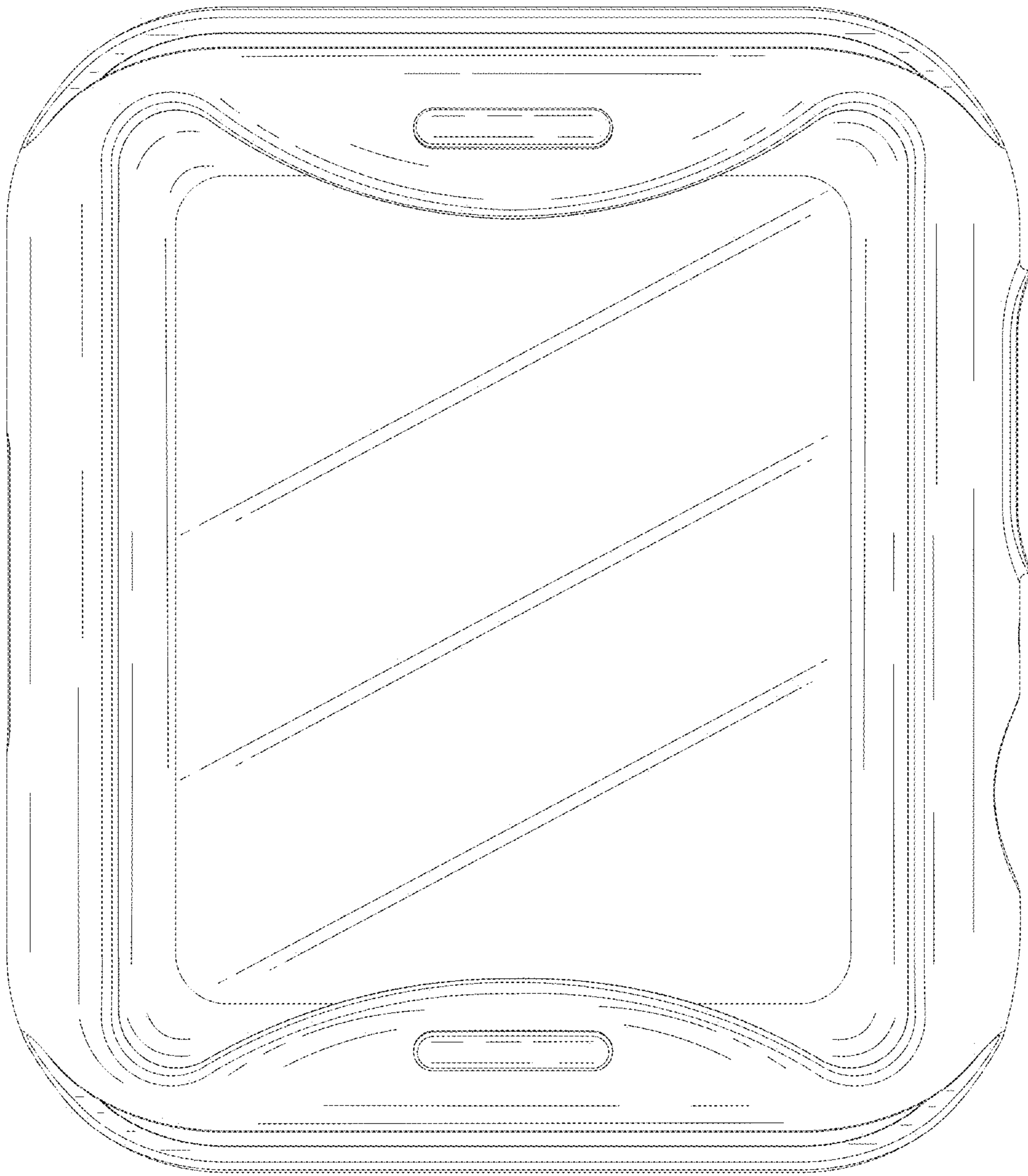


FIG. 4

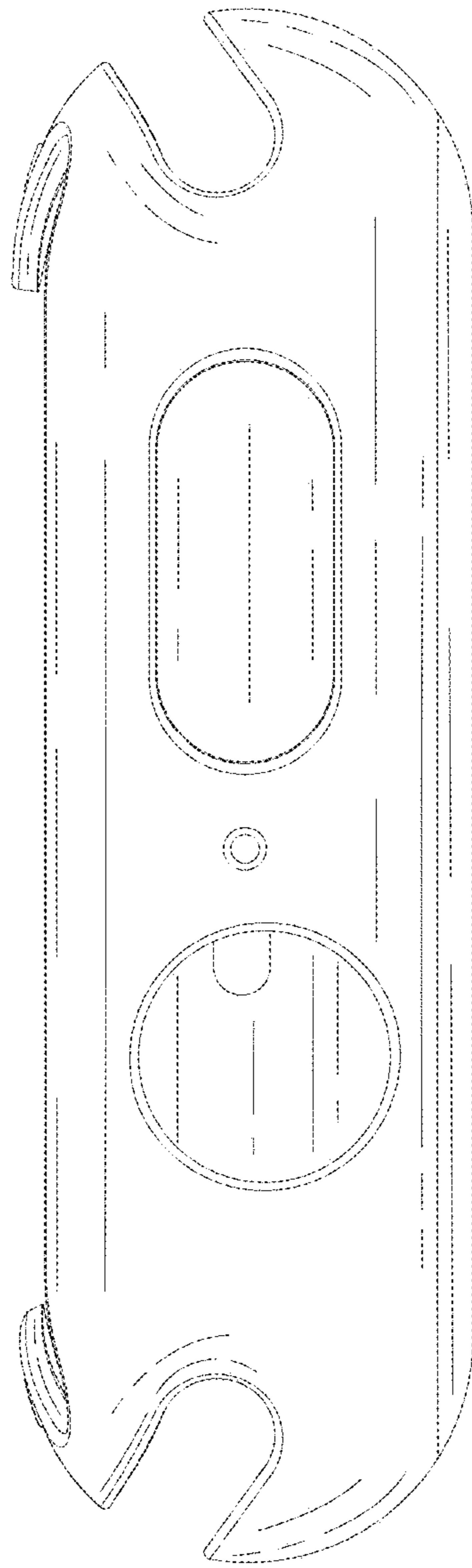


FIG. 5

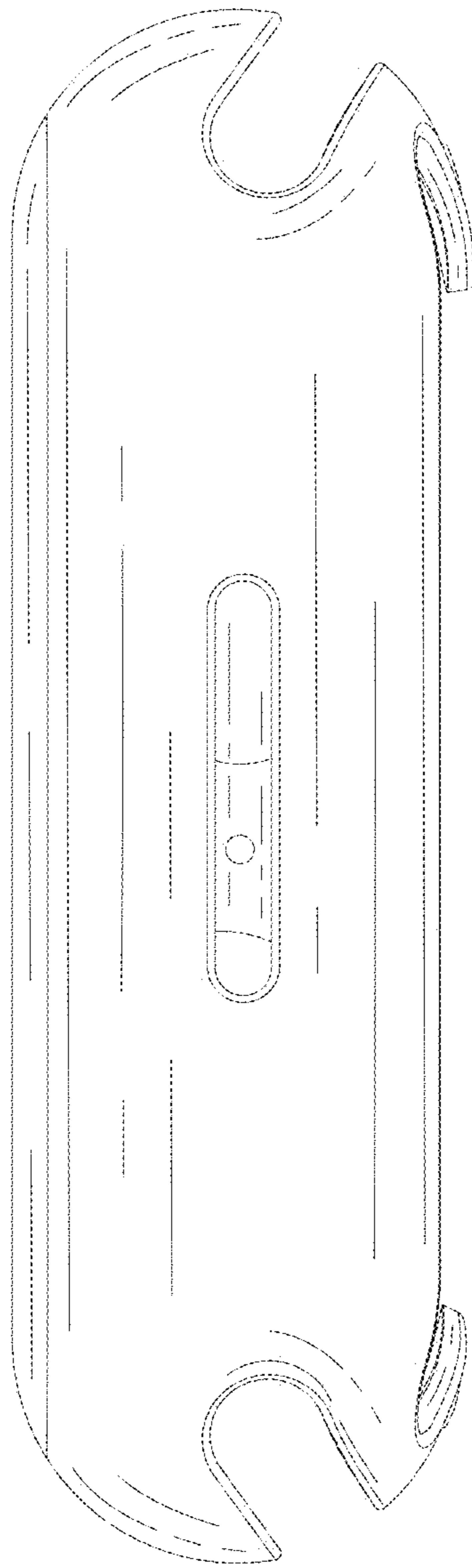


FIG. 6




FIG. 7




FIG. 8