



US00D984426S

(12) **United States Design Patent**
Lim

(10) **Patent No.:** **US D984,426 S**

(45) **Date of Patent:** **** Apr. 25, 2023**

(54) **CASE FOR MOBILE PHONE**

(71) Applicant: **buyinternational Co., Ltd.**, Bucheon-si (KR)

(72) Inventor: **Seong Do Lim**, Siheung-si (KR)

(73) Assignee: **buyinternational Co., Ltd.**, Bucheon-si (KR)

(**) Term: **15 Years**

(21) Appl. No.: **29/803,437**

(22) Filed: **Aug. 12, 2021**

(51) **LOC (14) Cl.** **14-03**

(52) **U.S. Cl.**
USPC **D14/250**

(58) **Field of Classification Search**
USPC D3/218, 247, 249, 269; D13/107, 108, D13/113, 118, 119; D14/217, 248, D14/250-253, 426, 432, 440
CPC H04B 1/3888; H04M 1/0283; H04M 1/0202; A45F 2005/028; A45F 2200/0525
See application file for complete search history.

(56) **References Cited**

U.S. PATENT DOCUMENTS

D348,472 S *	7/1994	Cyfko	D14/250
5,648,757 A *	7/1997	Vernace	H01H 9/0242
				340/568.1
D626,109 S *	10/2010	Kim	D14/138 G
D683,338 S *	5/2013	Wilson	D14/250
D685,357 S *	7/2013	Rekuc	D14/250
D702,221 S *	4/2014	Vandiver	D14/250
D709,057 S *	7/2014	Wilson	D14/250
D712,893 S *	9/2014	Lee	D14/250
D712,895 S *	9/2014	Lee	D14/250
D721,065 S *	1/2015	Yoon	D14/250
D748,613 S *	2/2016	Sasaki	D14/250
D755,772 S *	5/2016	Sasaki	D14/250

D767,551 S *	9/2016	Sasaki	D14/250
D767,552 S *	9/2016	Sasaki	D14/250
D768,613 S *	10/2016	Stewart	D14/250
D779,480 S *	2/2017	Abrams	D14/341
D787,468 S *	5/2017	Lee	D14/203.3
D870,091 S *	12/2019	Chen	D14/250
D876,419 S *	2/2020	Griffith	D14/250
D884,667 S *	5/2020	Kim	D14/203.7
10,678,310 B2 *	6/2020	Hamann	G06F 1/1632
D901,433 S *	11/2020	Jeong	D14/203.7
D975,701 S *	1/2023	Lim	D14/250
D975,702 S *	1/2023	Lim	D14/250

(Continued)

OTHER PUBLICATIONS

23 Incredibly Weird But Incredibly Awesome Phone Cases, publication date Apr. 10, 2017, [online] URL: <https://www.buzzfeed.com/treyegreen/weird-phone-cases-buy> (Year: 2017).*

Primary Examiner — L. A. Grabenstetter
(74) *Attorney, Agent, or Firm* — Broadview IP Law, PC

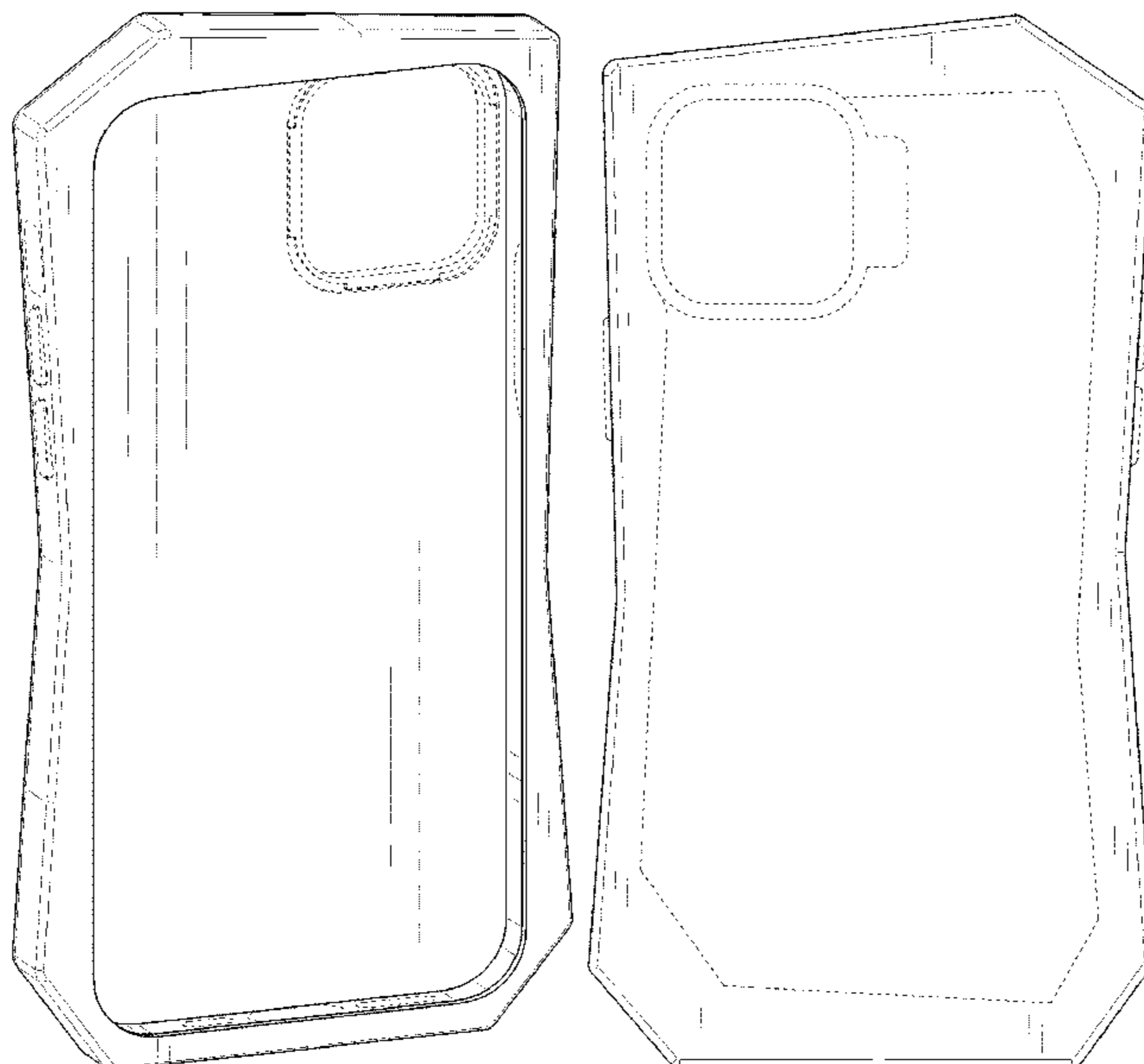
(57) **CLAIM**

The ornamental design for a case for mobile phone, as shown and described.

DESCRIPTION

FIG. 1 is a front perspective view of a case for mobile phone showing our new design;
FIG. 2 is a front view thereof;
FIG. 3 is a rear view thereof;
FIG. 4 is a left side view thereof;
FIG. 5 is a right side view thereof;
FIG. 6 is a top view thereof; and,
FIG. 7 is a bottom view thereof.
The features shown in broken lines, and unshaded surfaces bound on all sides by broken lines, represent portions of the case for mobile phone that form no part of the claimed design.

1 Claim, 7 Drawing Sheets



(56)

References Cited

U.S. PATENT DOCUMENTS

2014/0200054 A1* 7/2014 Fraden H04M 1/7246
455/575.8

* cited by examiner

FIG. 1

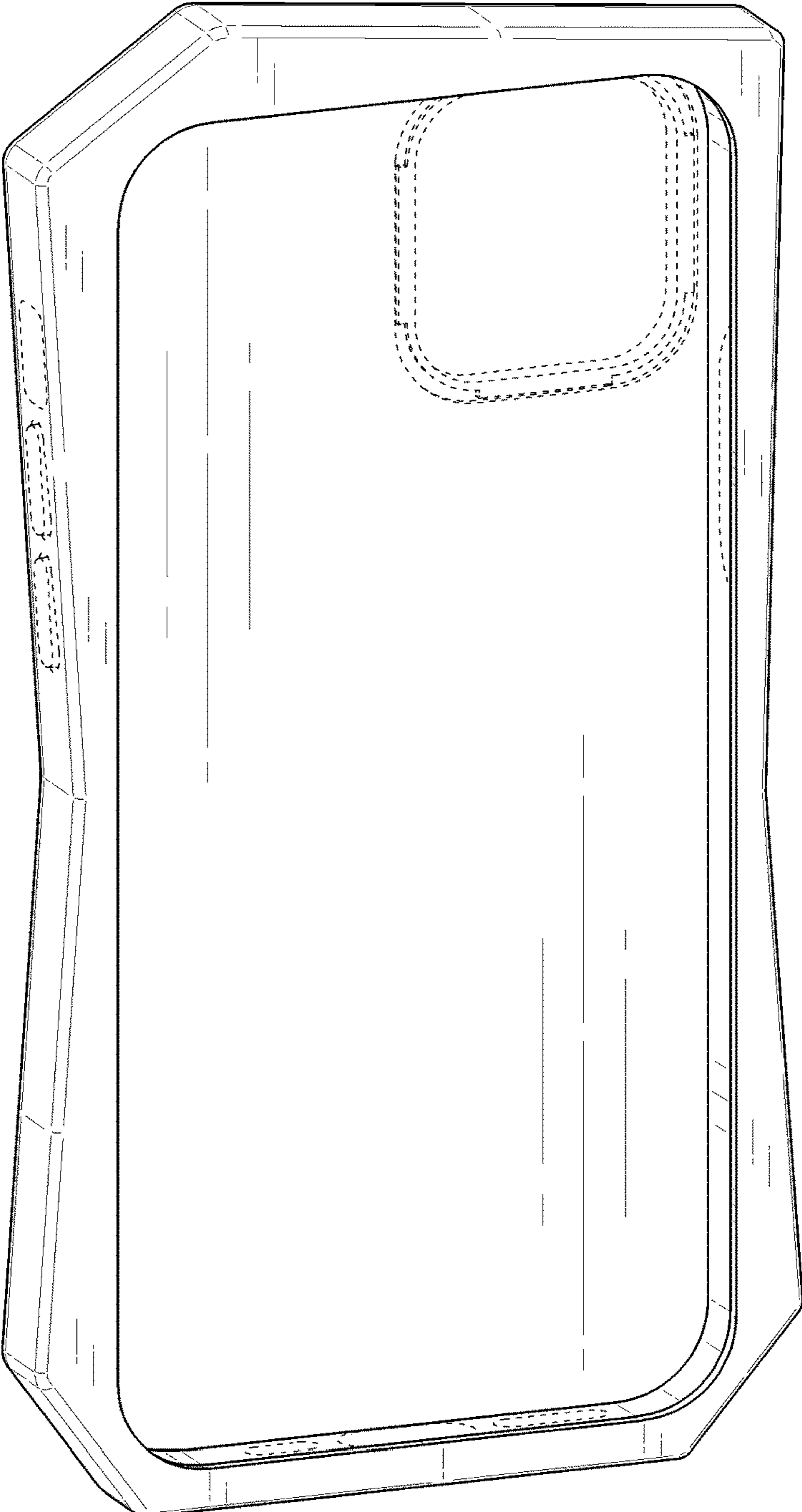


FIG. 2

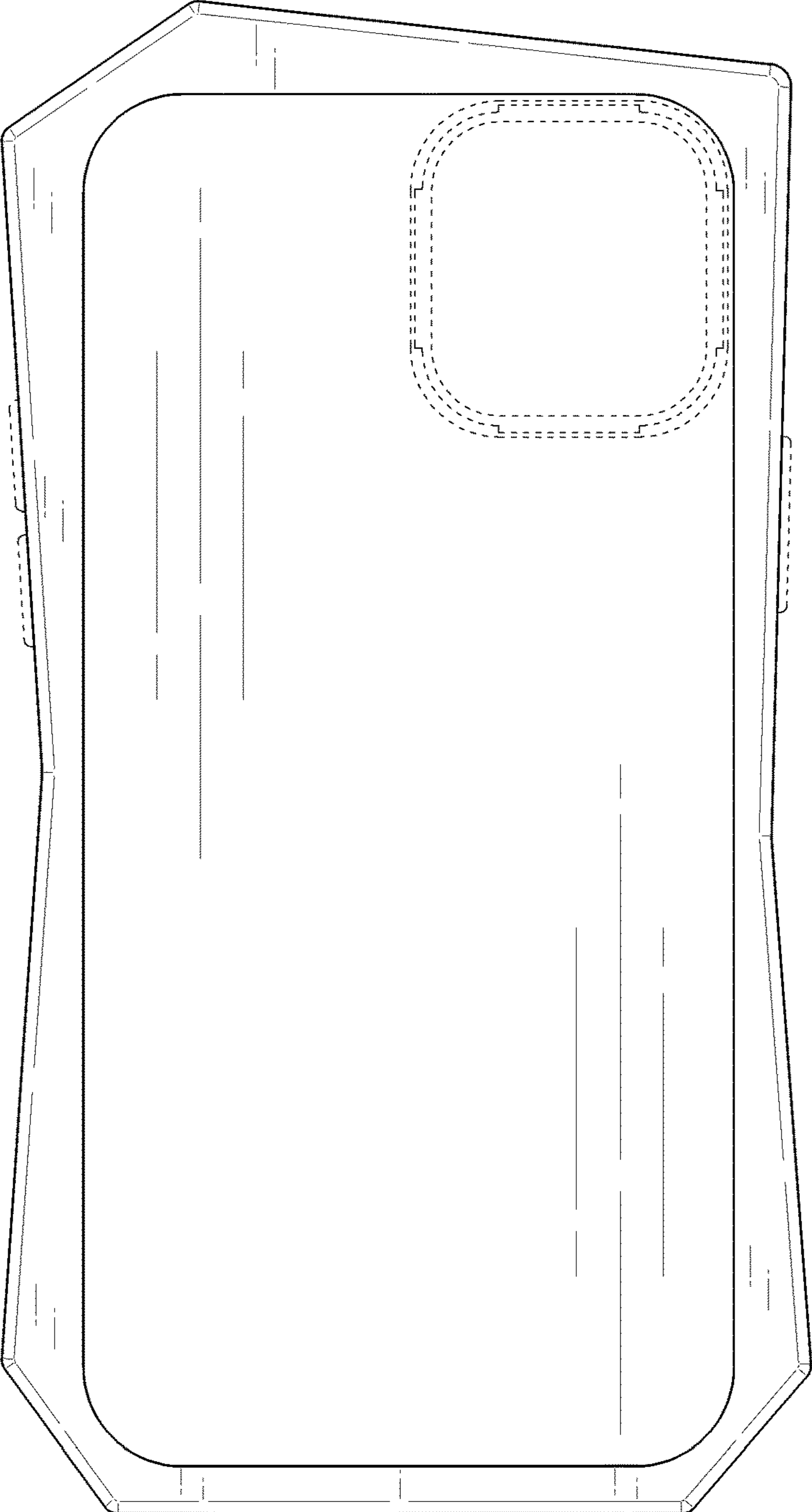


FIG. 3

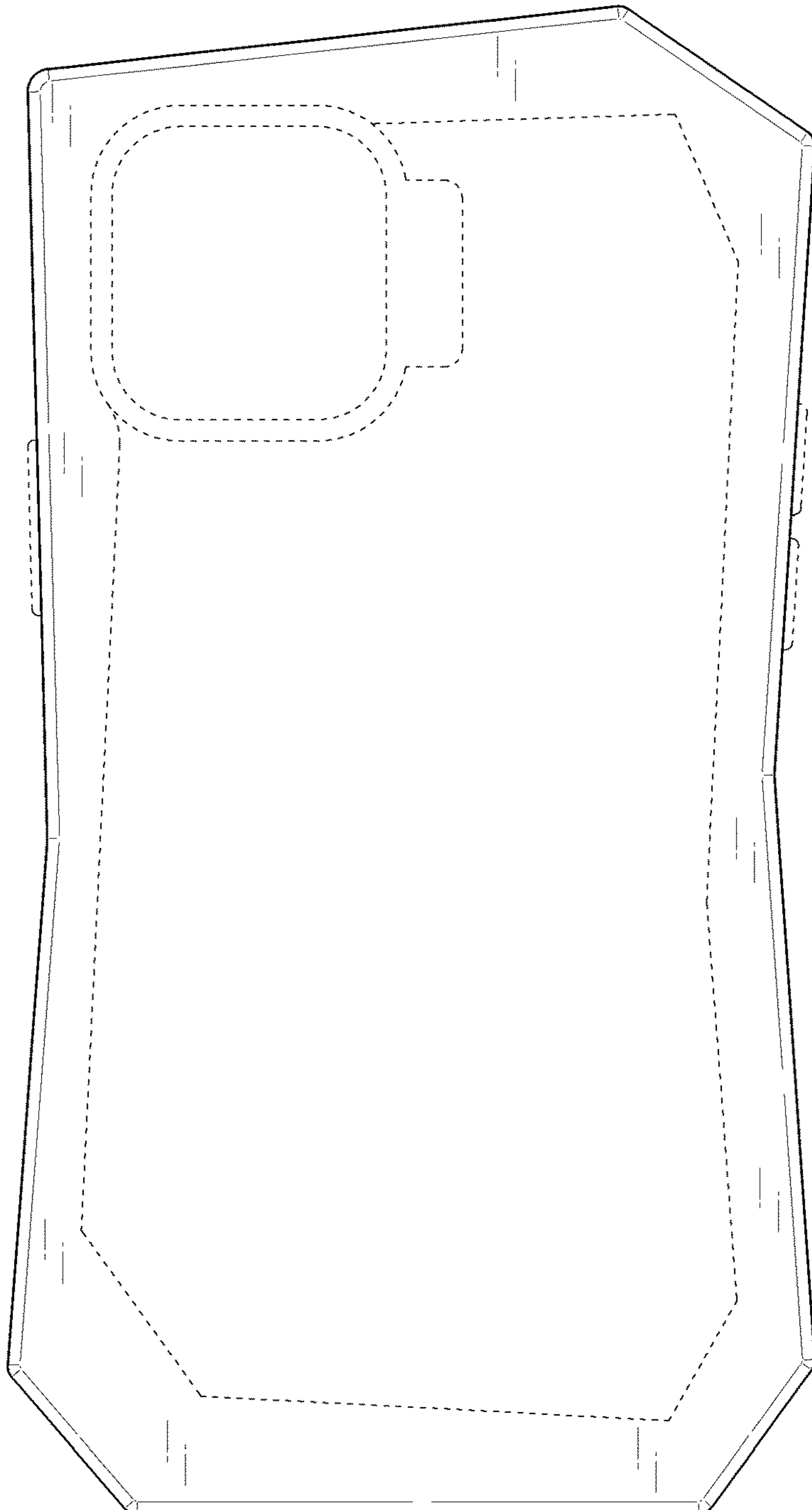


FIG. 4




FIG. 5




FIG. 6




FIG. 7

