



US00D984414S

(12) **United States Design Patent**  
**Öqvist**

(10) **Patent No.:** **US D984,414 S**

(45) **Date of Patent:** **\*\* Apr. 25, 2023**

(54) **SPEAKER**

(71) Applicant: **Marshall Amplification PLC**, Milton Keynes (GB)

(72) Inventor: **Elin Öqvist**, Stockholm (SE)

(73) Assignee: **Marshall Amplification PLC**, Milton Keynes (GB)

(\*\*) Term: **15 Years**

(21) Appl. No.: **29/774,329**

(22) Filed: **Mar. 16, 2021**

(51) **LOC (14) Cl.** ..... **14-01**

(52) **U.S. Cl.**  
USPC ..... **D14/216**

(58) **Field of Classification Search**  
USPC ..... D3/273; D9/432; D14/356, 204, 188,  
D14/168, 203.3, 221, 217, 211, 171,  
D14/209.1, 216, 496; D16/221  
CPC .. H04R 1/02; H04R 1/026; H04R 9/06; H02J  
7/0042  
See application file for complete search history.

(56) **References Cited**

**U.S. PATENT DOCUMENTS**

D411,201 S *	6/1999	Munoz	.....	D13/184
D598,402 S *	8/2009	Huang	.....	D14/125
D600,251 S *	9/2009	Poandl	.....	D14/496
D645,841 S *	9/2011	Joseph	.....	D14/171
D843,351 S *	3/2019	Osborn	.....	D14/214
D886,789 S *	6/2020	Huang	.....	D14/204
D929,363 S *	8/2021	He	.....	D14/204

**OTHER PUBLICATIONS**

[Marshall Emberton Bluetooth Portable Speaker—Black], available in Amazon.com, date first available Jul. 30, 2020 [online], [site visited Jul. 11, 2022], Available from the internet URL: [https://www.amazon.com/Marshall-Emberton-Portable-Bluetooth-Speaker/dp/B08B951D35/ref=sr\\_1\\_1\\_sspa?](https://www.amazon.com/Marshall-Emberton-Portable-Bluetooth-Speaker/dp/B08B951D35/ref=sr_1_1_sspa?) (Year: 2020).\*

\* cited by examiner

*Primary Examiner* — Khawaja Anwar

*Assistant Examiner* — Megan Tiana Rakos

(74) *Attorney, Agent, or Firm* — Marshall, Gerstein & Borun LLP

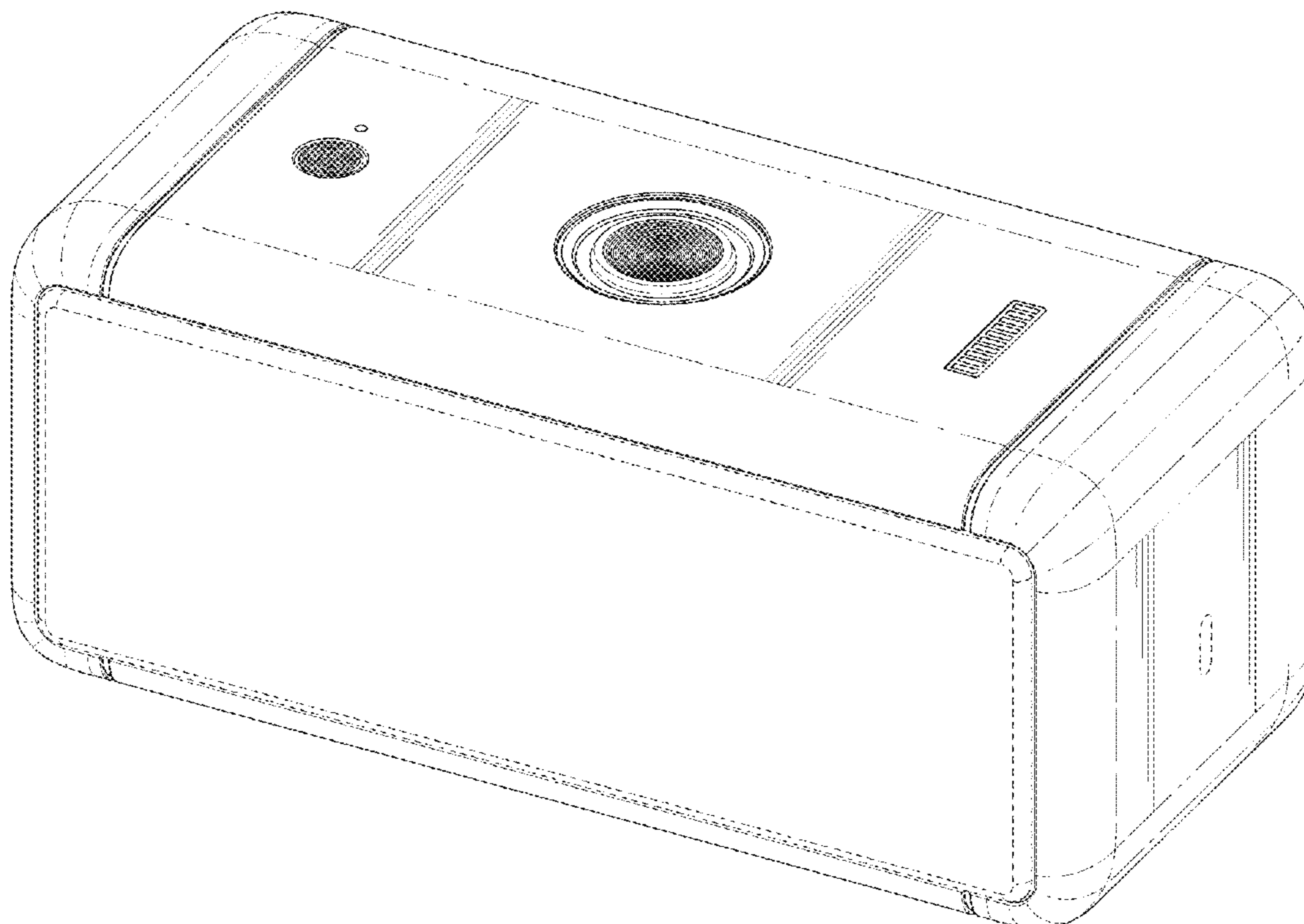
(57) **CLAIM**

The ornamental design for a speaker, as shown and described.

**DESCRIPTION**

FIG. 1 is a top, right, front perspective view of an speaker showing the new design;  
FIG. 2 is a front view of the invention illustrated in FIG. 1;  
FIG. 3 is a rear view of the invention illustrated in FIG. 1;  
FIG. 4 is a right side view of the invention illustrated in FIG. 1;  
FIG. 5 is a left side view of the invention illustrated in FIG. 1;  
FIG. 6 is a top view of the invention illustrated in FIG. 1; and,  
FIG. 7 is a bottom view of the invention illustrated in FIG. 1.

**1 Claim, 7 Drawing Sheets**



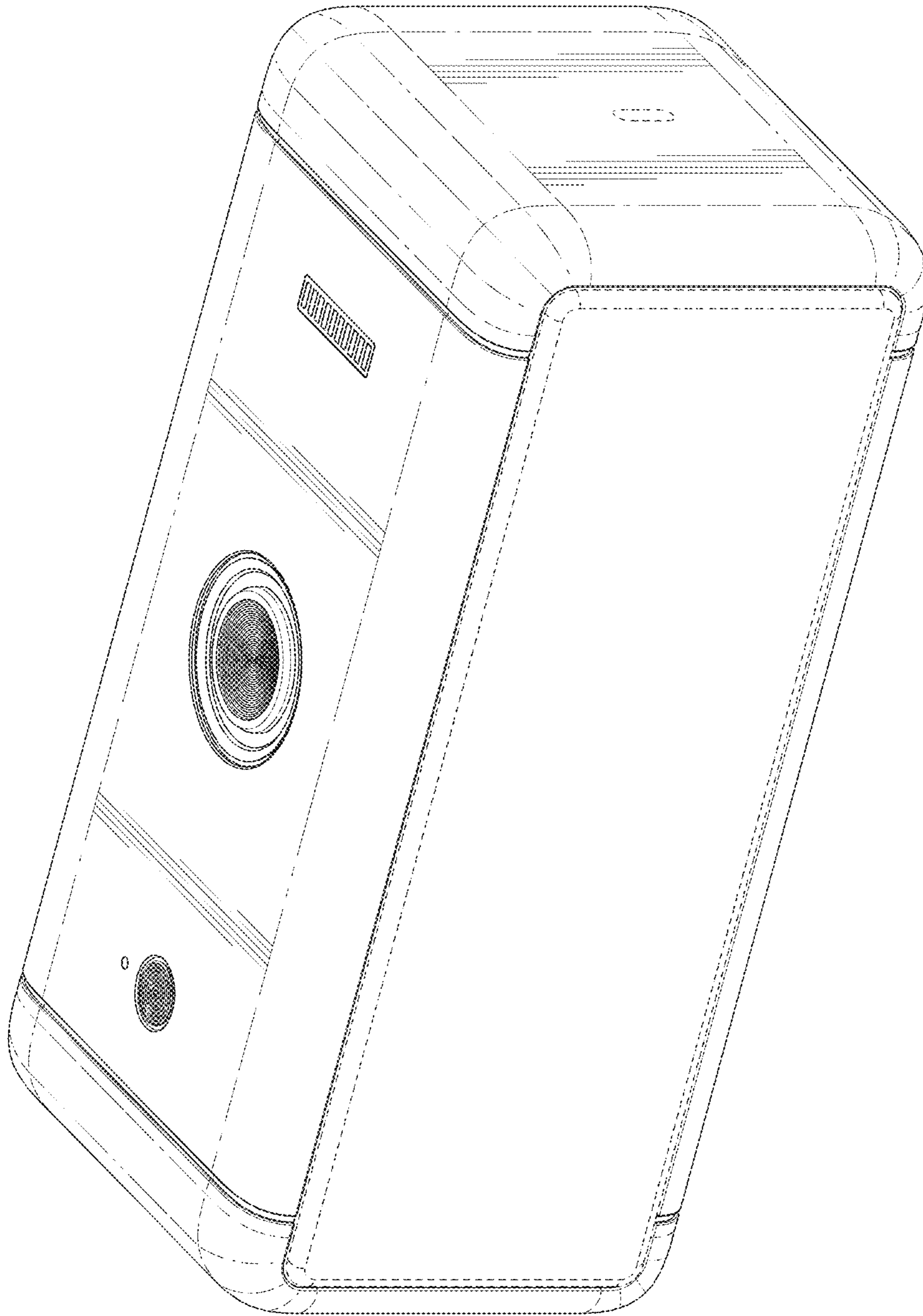


FIG. 1




FIG. 2




FIG. 3

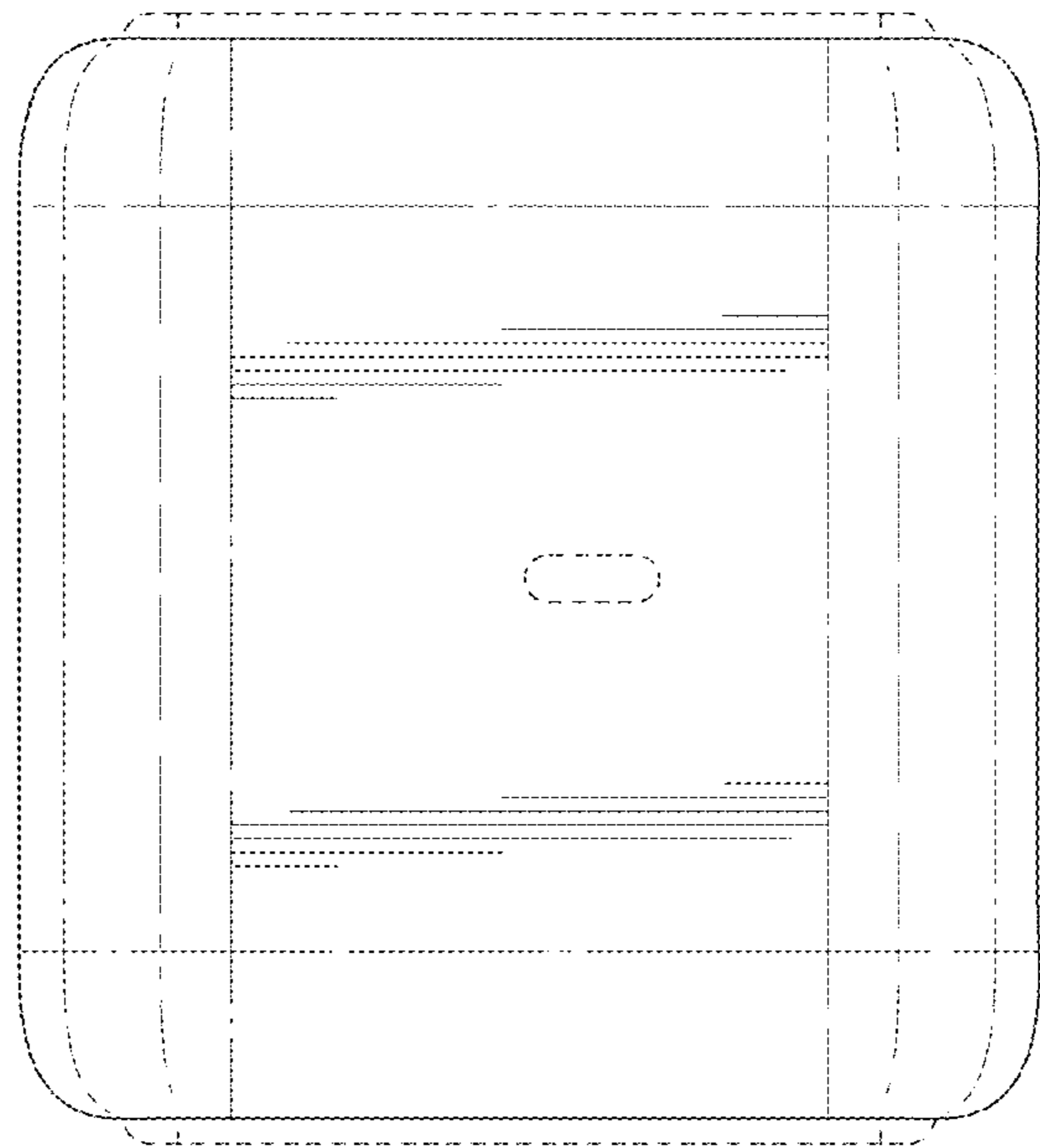


FIG. 4

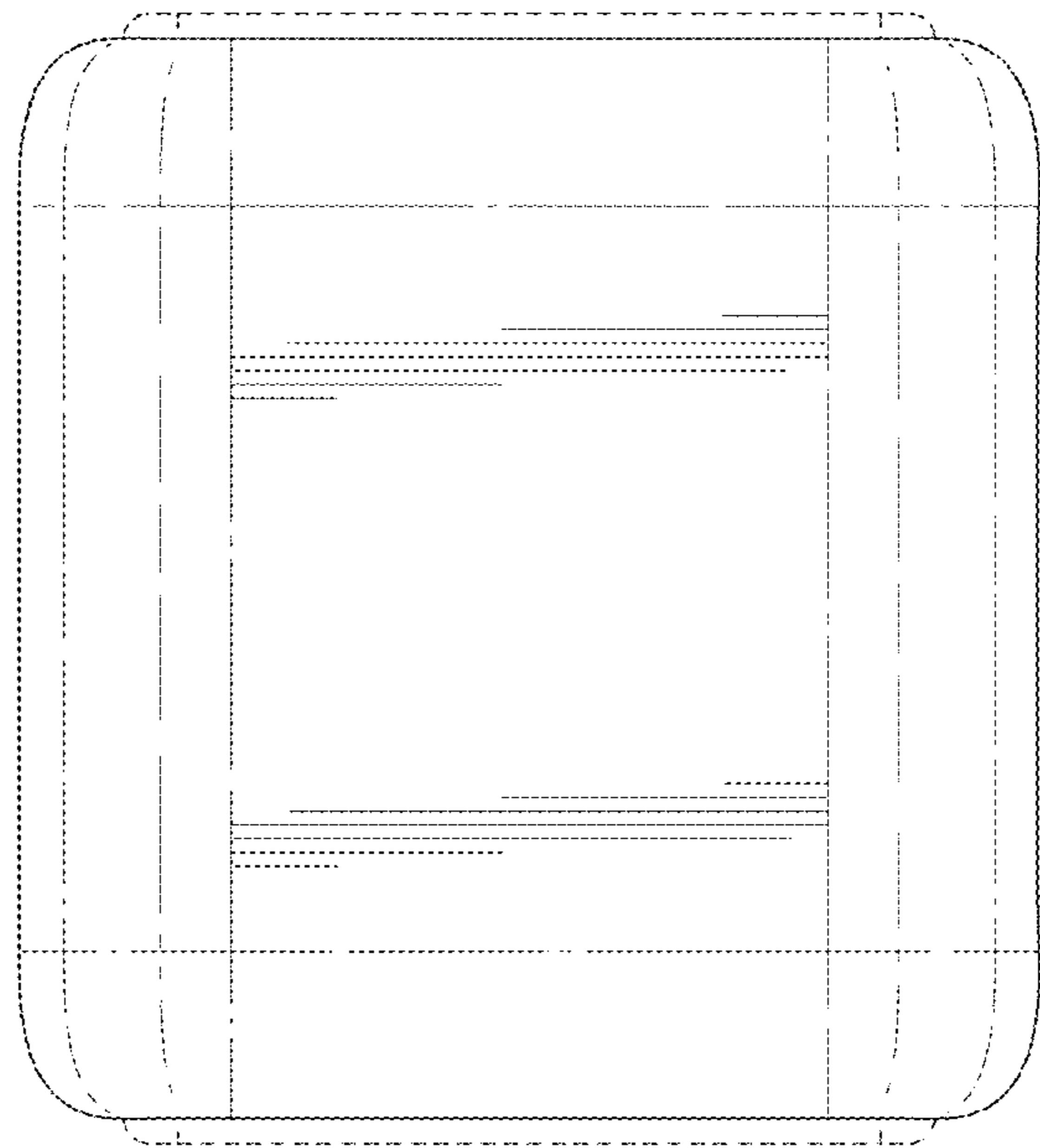


FIG. 5

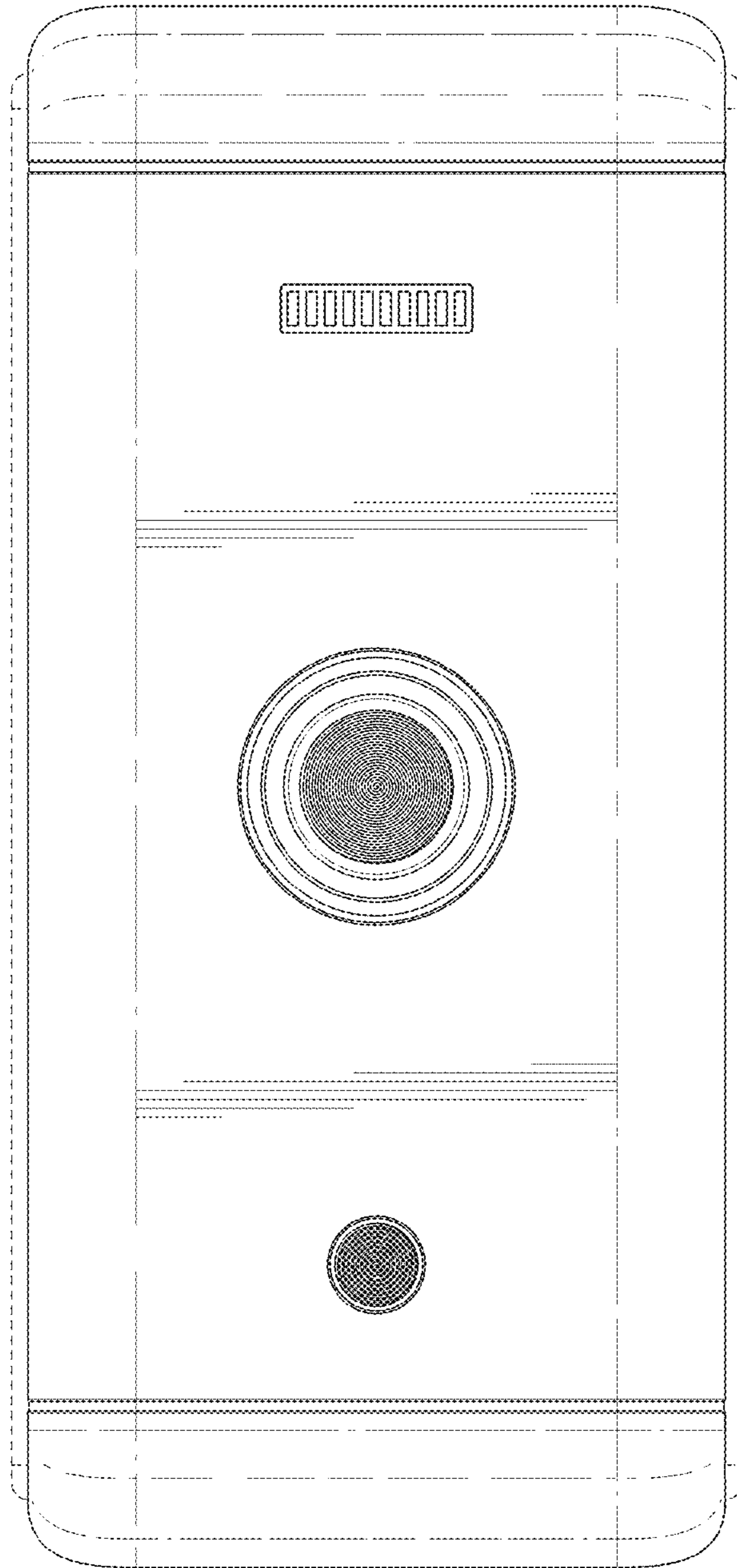


FIG. 6




FIG. 7