



US00D984412S

(12) **United States Design Patent** (10) **Patent No.:** **US D984,412 S**
Choi et al. (45) **Date of Patent:** **** Apr. 25, 2023**

(54) **SPEAKER FOR A PORTABLE DIGITAL MULTIMEDIA PLAYER**

(71) Applicant: **LG ELECTRONICS INC.**, Seoul (KR)

(72) Inventors: **Sanghyun Choi**, Seoul (KR); **Seungil Lee**, Seoul (KR); **Hophil Lee**, Seoul (KR); **Jinwan Bae**, Seoul (KR)

(73) Assignee: **LG ELECTRONICS INC.**, Seoul (KR)

(**) Term: **15 Years**

(21) Appl. No.: **29/796,202**

(22) Filed: **Jun. 23, 2021**

(30) **Foreign Application Priority Data**

Jan. 4, 2021 (KR) 30-2021-0000190

(51) **LOC (14) Cl.** **14-01**

(52) **U.S. Cl.**
USPC **D14/214**

(58) **Field of Classification Search**
USPC D10/104.1, 106.1, 53; D13/108, 162; D14/125, 140, 149, 167, 168, 171, 188, D14/204, 203.1, 203.3, 203.7, 210, 211, D14/214, 215, 217, 218, 240, 242, 300, D14/435, 496, 506, 507; D23/364
CPC H04R 5/02; H04R 2420/07; H04N 5/642; H02J 7/025; H02J 7/0042; H02J 7/0044
See application file for complete search history.

(56) **References Cited**

U.S. PATENT DOCUMENTS

D368,710 S * 4/1996 Althans D14/128
D485,255 S * 1/2004 Christiansen D14/207
D713,405 S * 9/2014 Akana D14/356
D718,335 S * 11/2014 Lee D14/203.1

D722,053 S * 2/2015 Wang D14/358
D723,480 S * 3/2015 Lee D14/125
D801,335 S * 10/2017 Klingebiel D13/184
D804,460 S * 12/2017 Li D14/242
D842,847 S * 3/2019 Walliser D14/240
D862,438 S * 10/2019 Lee D14/242
D864,895 S * 10/2019 Kim D14/204
D872,054 S * 1/2020 Meredith D14/214
D873,242 S * 1/2020 Kosaka D14/214
D874,423 S * 2/2020 Wu D14/204
D886,765 S * 6/2020 Wilberding D14/204
D888,593 S * 6/2020 Kristensson D10/106.1

(Continued)

FOREIGN PATENT DOCUMENTS

WO WOD215362-001 * 6/2021

Primary Examiner — Khawaja Anwar

Assistant Examiner — Megan Tiana Rakos

(74) *Attorney, Agent, or Firm* — Birch, Stewart, Kolasch & Birch, LLP

(57) **CLAIM**

The ornamental design for a speaker for a portable digital multimedia player, as shown and described.

DESCRIPTION

FIG. 1 is a front, right side, perspective view of a speaker for a portable digital multimedia player showing our new design;

FIG. 2 is a front view thereof;

FIG. 3 is a rear view thereof;

FIG. 4 is a left side view thereof;

FIG. 5 is a right side view thereof;

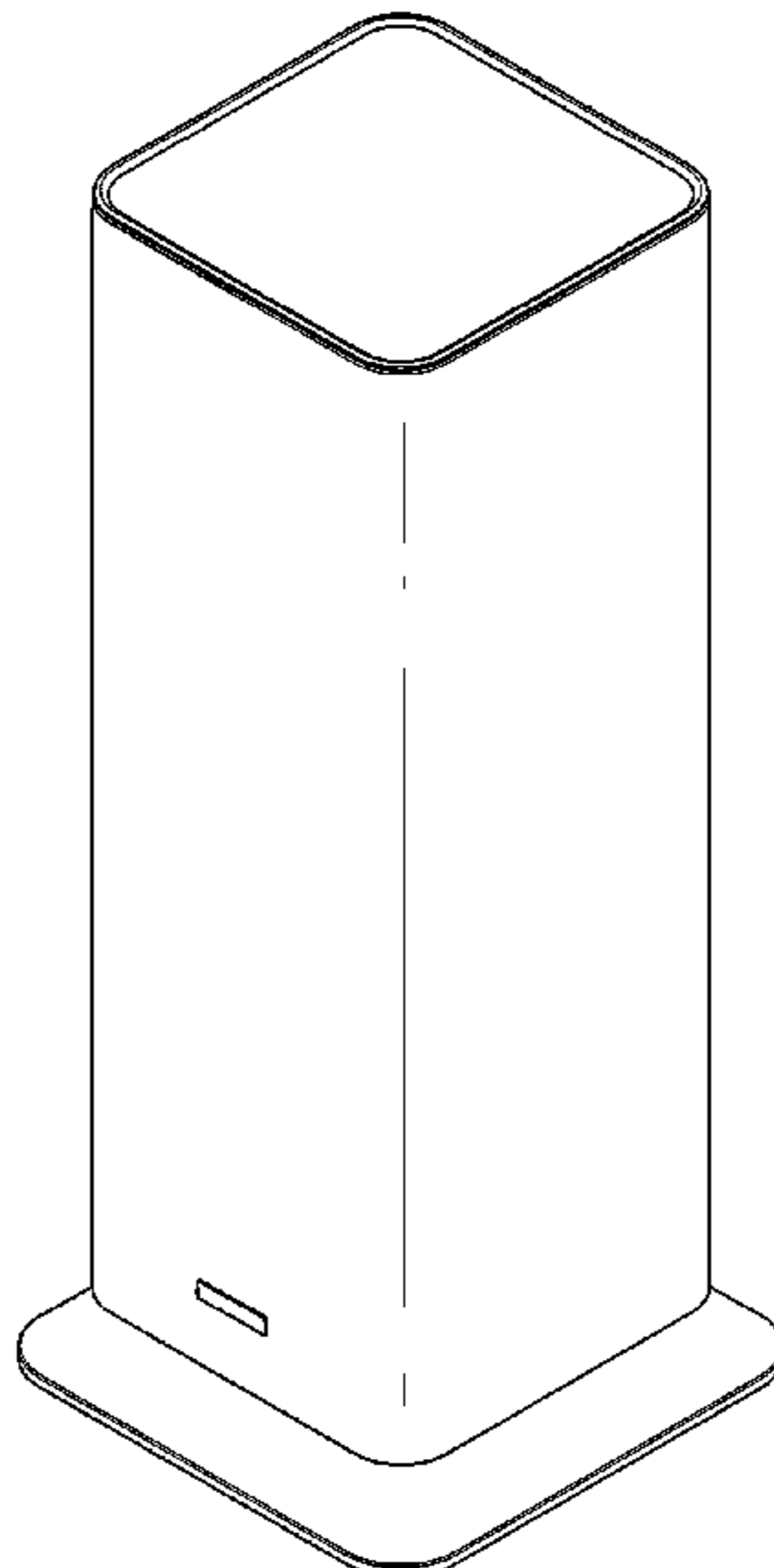
FIG. 6 is a top view thereof;

FIG. 7 is a bottom view thereof; and,

FIG. 8 is another perspective view shown in a usage condition.

The broken lines indicate portions of the article that form no part of the claimed design.

1 Claim, 7 Drawing Sheets



(56)

References Cited

U.S. PATENT DOCUMENTS

D908,106 S *	1/2021	Jin	D14/204
D931,731 S *	9/2021	Mayer	D9/560
D950,562 S *	5/2022	Zhang	D14/434
D952,822 S *	5/2022	Juhlin	D23/364
D960,137 S *	8/2022	Kim	D14/240
2012/0300962 A1 *	11/2012	Devoto	H04R 5/02 455/41.3

* cited by examiner

FIG. 1




FIG. 2




FIG. 3

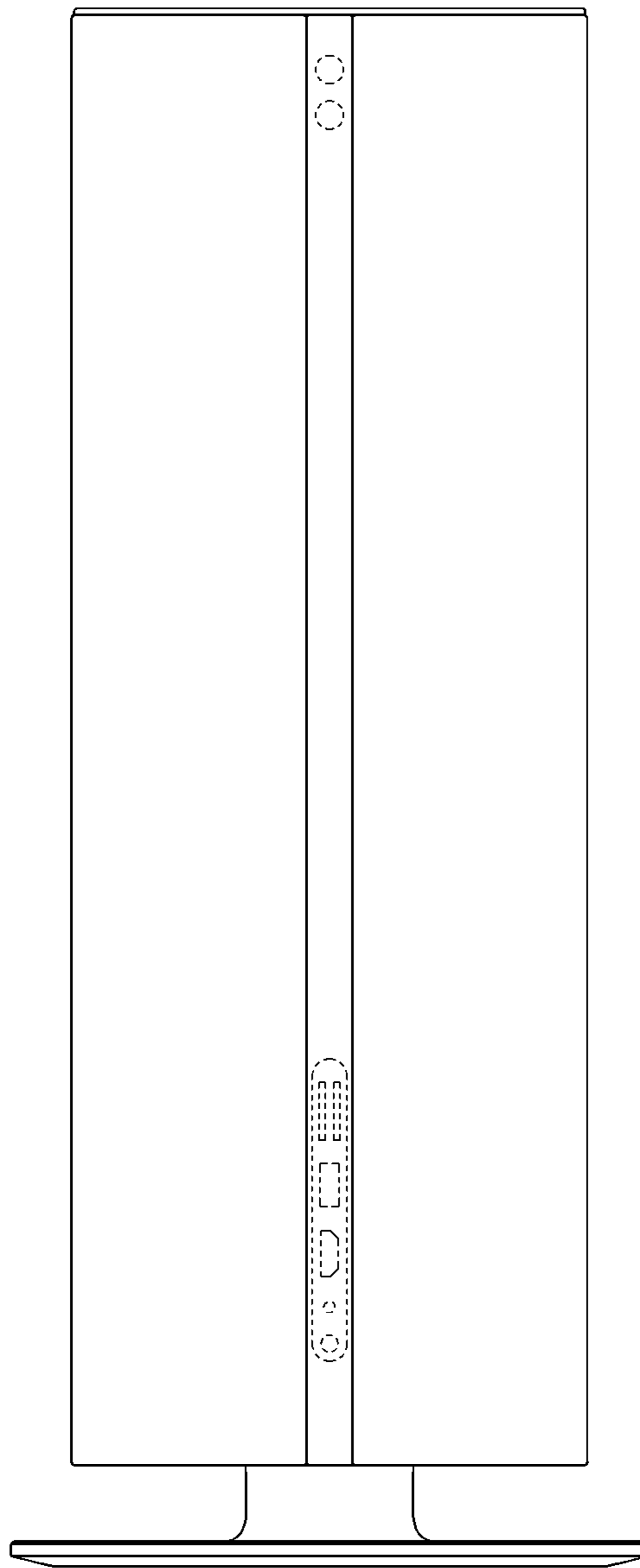


FIG. 4




FIG. 5




FIG. 6

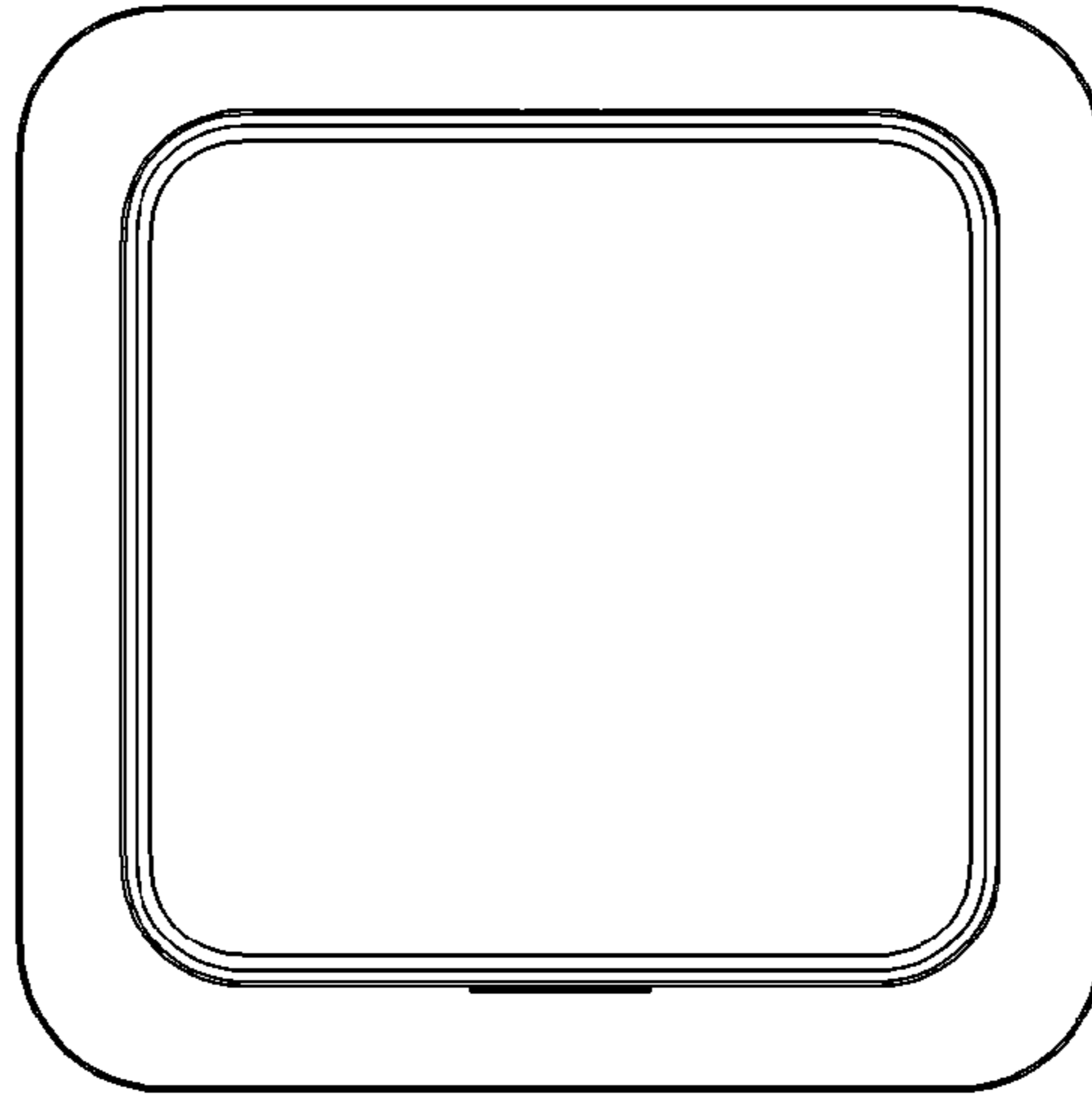


FIG. 7




FIG. 8

