



US00D984397S

(12) **United States Design Patent**
Cai

(10) **Patent No.:** **US D984,397 S**

(45) **Date of Patent:** **** Apr. 25, 2023**

(54) **CIRCUIT BOARD**

(71) Applicant: **Yidong Cai**, Shantou (CN)

(72) Inventor: **Yidong Cai**, Shantou (CN)

(**) Term: **15 Years**

(21) Appl. No.: **29/774,287**

(22) Filed: **Mar. 16, 2021**

(51) **LOC (14) Cl.** **13-03**

(52) **U.S. Cl.**
USPC **D13/182**

(58) **Field of Classification Search**
USPC D25/113; D13/182
CPC H05K 3/284; H05K 3/30; H05K 3/301;
H05K 3/303; H05K 1/00; H05K 1/18;
H05K 1/181; H05K 1/182; H05K 1/183;
H05K 1/185; H05K 7/02; H05K 7/06;
H05K 7/12; H05K 7/1417; H01L 2924/14
See application file for complete search history.

(56) **References Cited**

U.S. PATENT DOCUMENTS

- 4,069,496 A * 1/1978 Kowalski H01L 23/49572
29/760
- 4,575,747 A * 3/1986 Fritz H01L 23/60
257/668
- 9,645,163 B2 * 5/2017 Fischer B81C 1/0023

- D805,485 S * 12/2017 Kawase D13/182
- 10,015,882 B1 * 7/2018 Murdock H05K 1/181
- 10,271,448 B2 * 4/2019 Yuen H01L 23/495
- 10,375,816 B2 * 8/2019 Yamazaki H05K 1/181
- D903,611 S * 12/2020 Sannai D13/182
- 10,980,131 B2 * 4/2021 Kozlovski H05K 3/125
- 11,508,646 B2 * 11/2022 Miyawaki H01L 23/66
- 2011/0156225 A1 * 6/2011 Hozoji H01L 23/3677
257/659
- 2013/0329384 A1 * 12/2013 Kanno F16H 61/0006
361/752

* cited by examiner

Primary Examiner — Leanne Was-Englehart

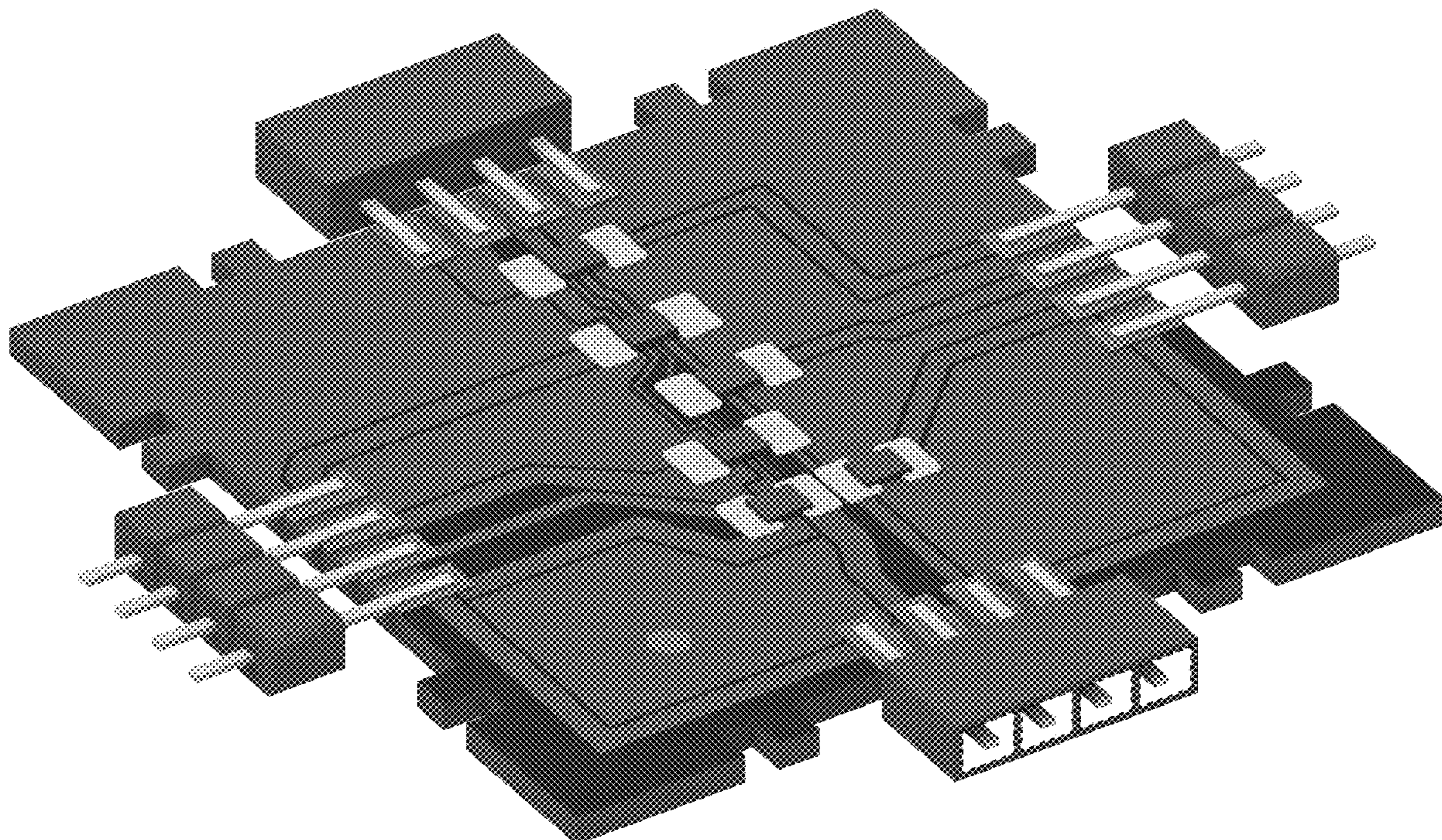
(57) **CLAIM**

The ornamental design for a circuit board, as shown and described.

DESCRIPTION

FIG. 1 is a perspective view of a circuit board showing my new design;
 FIG. 2 is a front elevational view thereof;
 FIG. 3 is a rear elevational view thereof;
 FIG. 4 is a left side elevational view thereof;
 FIG. 5 is a right side elevational view thereof;
 FIG. 6 is a top plan view thereof; and,
 FIG. 7 is a bottom plan view thereof.
 The broken lines and lightened areas within the broken lines form no part of the claimed design.

1 Claim, 7 Drawing Sheets



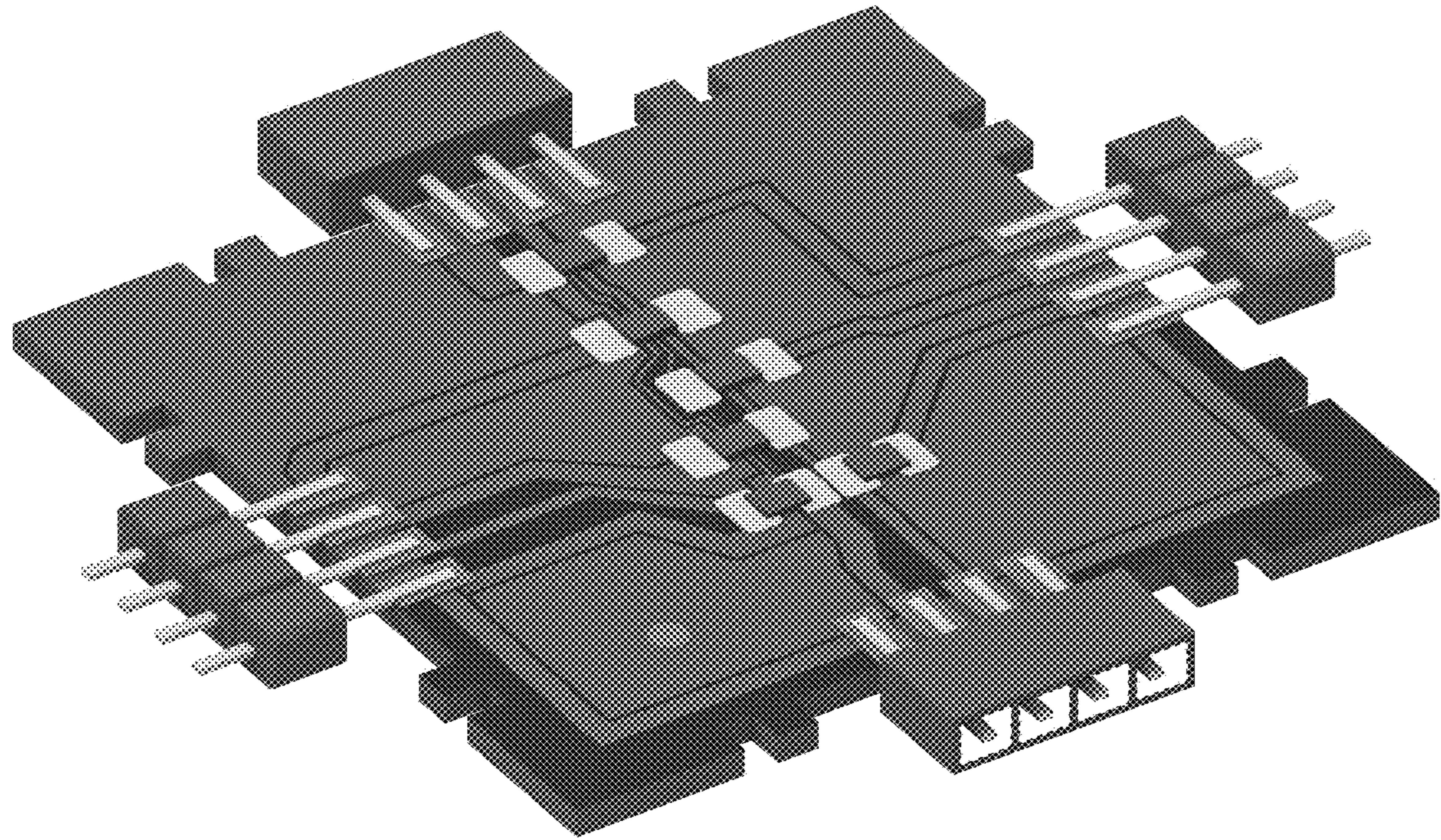


FIG. 1

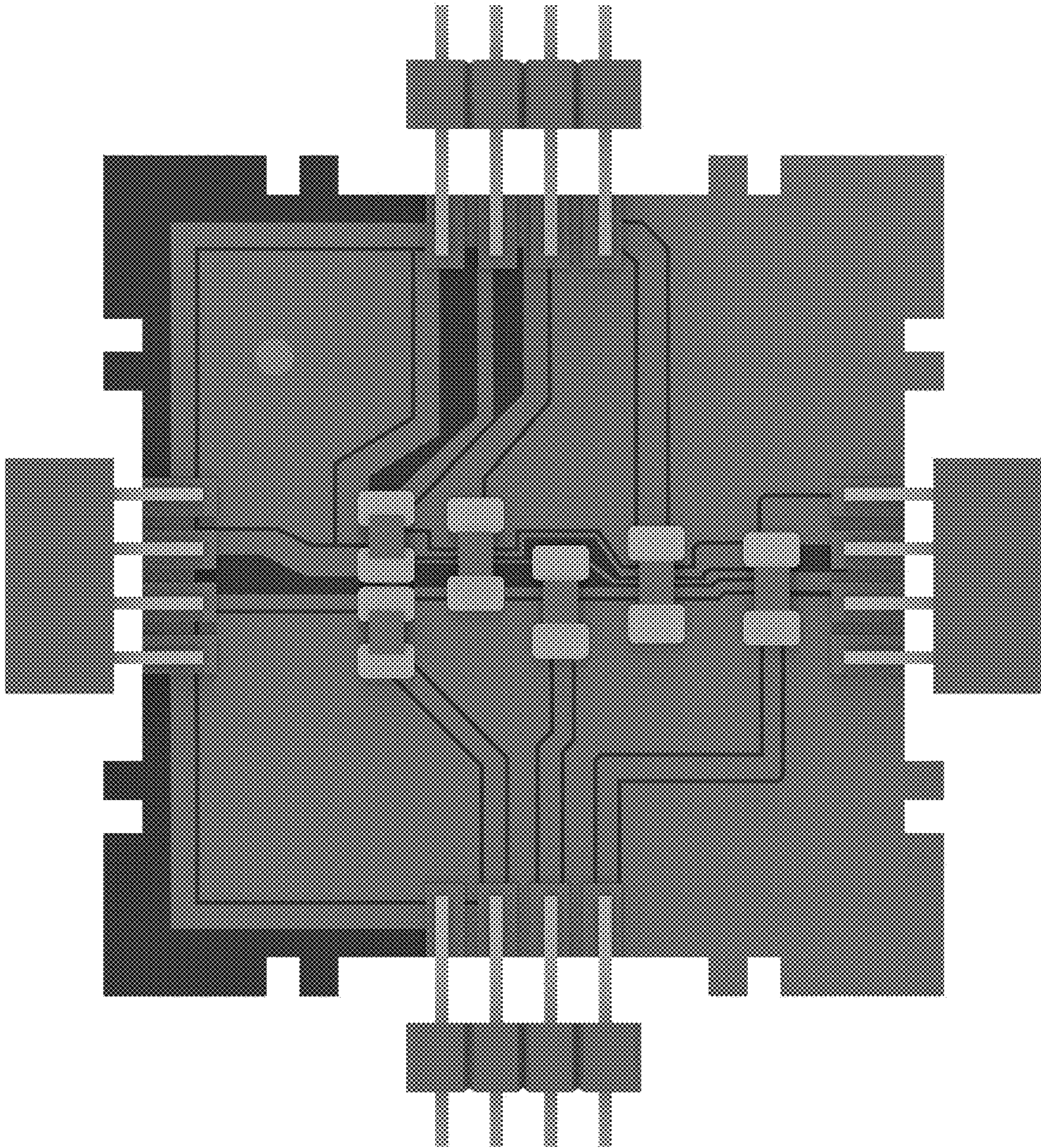


FIG. 2

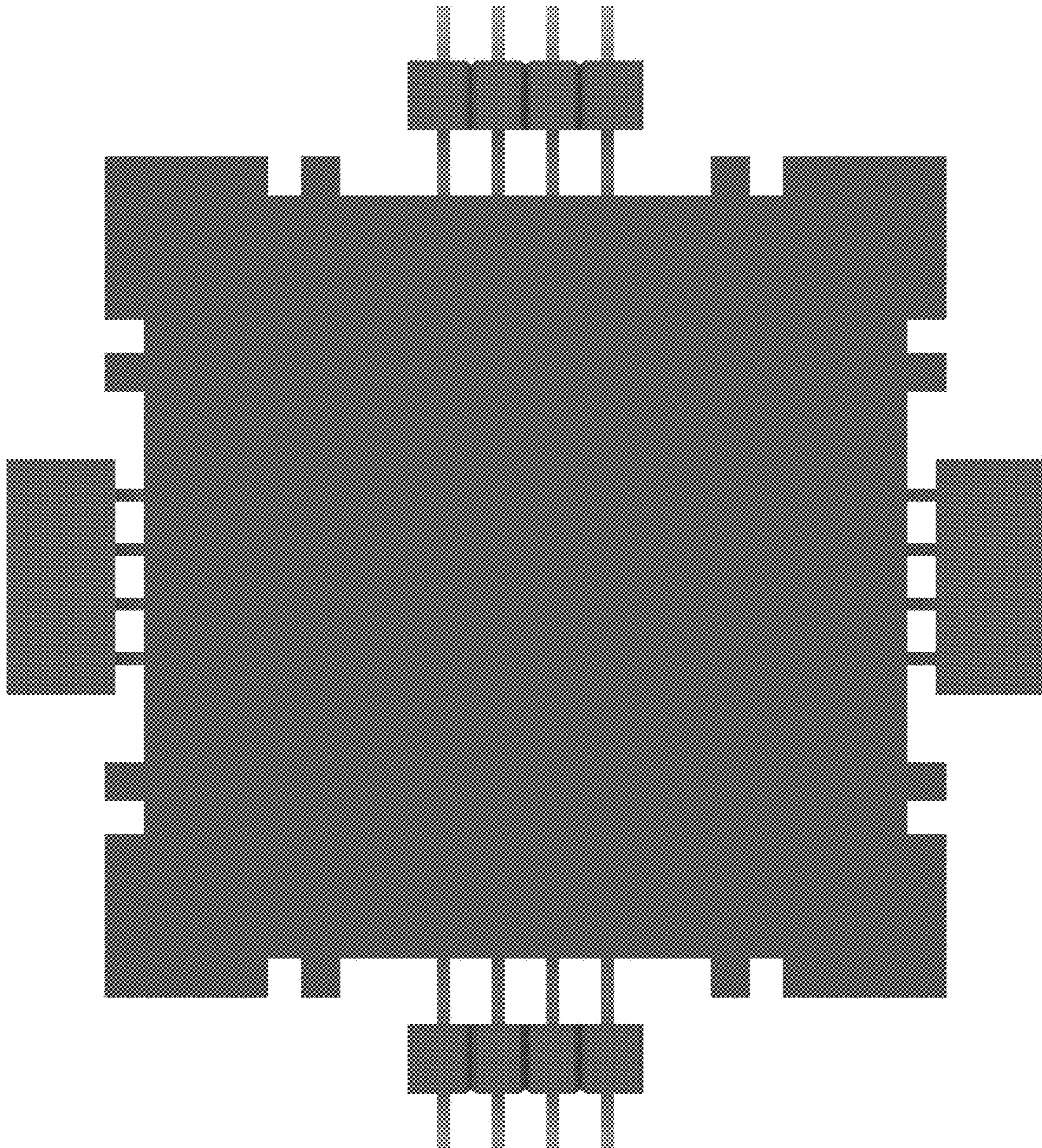


FIG. 3



FIG. 4



FIG. 5




FIG. 6




FIG. 7