



US00D984379S

(12) **United States Design Patent** (10) **Patent No.:** **US D984,379 S**
Henderson et al. (45) **Date of Patent:** **** Apr. 25, 2023**

(54) **ELECTRONICS MODULE HOUSING**

FOREIGN PATENT DOCUMENTS

(71) Applicant: **ROCKWELL AUTOMATION TECHNOLOGIES, INC.**, Mayfield Heights, OH (US)

DE 49902248-0003 * 8/1999
DE 49902248-0017 * 8/1999

(72) Inventors: **Benjamin R. Henderson**, Twinsburg, OH (US); **Douglas J. Carpiaux**, Milwaukee, WI (US)

OTHER PUBLICATIONS

(73) Assignee: **Rockwell Automation Technologies, Inc.**, Mayfield Heights, OH (US)

Rockwell Automation, Date: Sep. 8, 2020, [online], [site visited Feb. 17, 2022]. Available from internet, URL: <https://www.rockwellautomation.com/en-us/products/hardware/allen-bradley/programmable-controllers/large-controllers/controllogix/1756controllogix5580.html> (Year: 2020).*

(**) Term: **15 Years**

(Continued)

(21) Appl. No.: **29/744,366**

Primary Examiner — Shawn T Gingrich

(22) Filed: **Jul. 28, 2020**

Assistant Examiner — Bryan N. Melvin

(51) **LOC (14) Cl.** **13-02**

(74) *Attorney, Agent, or Firm* — Lippes Mathias LLP

(52) **U.S. Cl.**

USPC **D13/110**; D13/162; D13/123; D13/124

(58) **Field of Classification Search**

USPC D1/100, 128; D13/110, 123, 133, 137.3, D13/139.6, 139.8, 160, 162, 162.1, 178, D13/184; D14/240; D20/10; D24/124, D24/125, 126

CPC A61F 13/15; A61F 13/49017; A61F 13/53418; A61F 13/15699; A61F 13/15723; B31D 1/04; H01R 13/44; H01R 13/506; H01R 13/514; H01R 13/629; H01R 13/7175; H01R 13/6295; A61L 15/42; A61B 5/6838; H05K 7/1474; H05K 7/1481

See application file for complete search history.

(56) **References Cited**

U.S. PATENT DOCUMENTS

4,643,726 A * 2/1987 Gegelys A61L 15/42 D24/126
4,760,764 A * 8/1988 De Jonckheere A61F 13/15699 83/29
5,536,350 A * 7/1996 Klemp A61F 13/53418 156/227

(Continued)

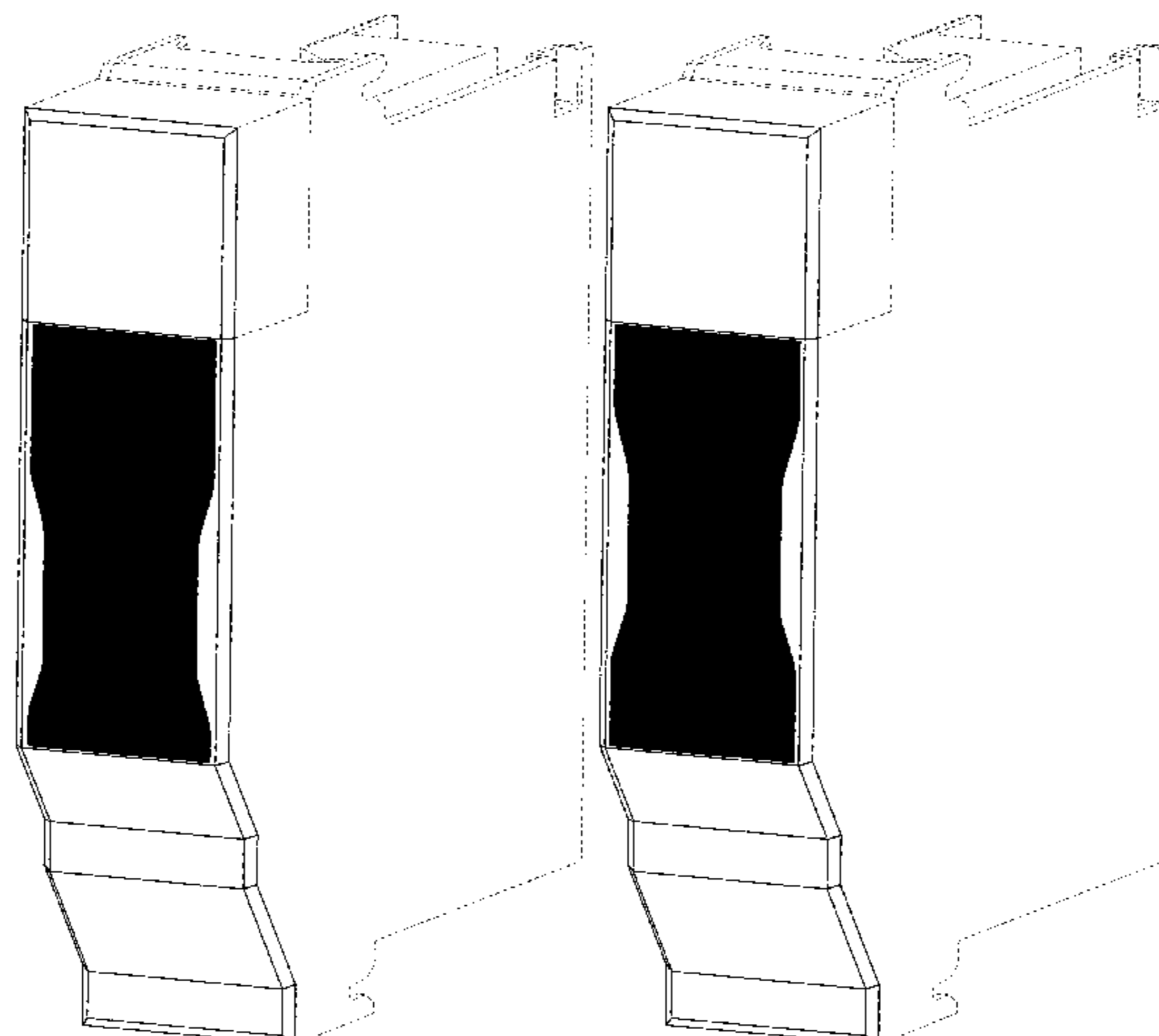
(57) **CLAIM**

The ornamental design for an electronics module housing, as shown and described.

DESCRIPTION

FIG. 1 is an isometric view of an electronics module housing showing our new design; FIG. 2 is a front view of the electronics module housing of FIG. 1 showing our new design; FIG. 3 is an isometric view of an electronics module housing showing an alternative embodiment of our new design; and, FIG. 4 is a front view of the electronics module housing of FIG. 3 showing the alternative embodiment our new design. The broken lines in the drawings illustrate portions of the electronics module housing that form no part of the claimed design. The solid black shading of the claimed design represents a contrast in appearance only and does not represent any particular color, material, texture, or finish.

1 Claim, 4 Drawing Sheets



(56)

References Cited

U.S. PATENT DOCUMENTS

D462,439	S	*	9/2002	Montgomery	D24/124
D463,022	S	*	9/2002	Montgomery	D24/124
D463,858	S	*	10/2002	Sherrod	D24/124
D659,650	S		5/2012	Kang		
D659,652	S		5/2012	Wong		
D674,784	S	*	1/2013	Choi	D14/240
D720,690	S		1/2015	Tio et al.		
D722,019	S		2/2015	Tio et al.		
D739,348	S		9/2015	Tio et al.		
D787,442	S		5/2017	Tio et al.		
D807,821	S	*	1/2018	Molnar	D13/110
D817,272	S	*	5/2018	Molnar	D13/110
D819,565	S	*	6/2018	Baacke	D13/110
D848,106	S	*	5/2019	Michel	D1/100
11,160,692	B2	*	11/2021	Utani	A61F 13/49017
2012/0035443	A1	*	2/2012	Hoarau	A61B 5/6838 600/323

OTHER PUBLICATIONS

Universal, Date: Feb. 14, 2019, [online], [site visited Feb. 17, 2022]. Available from internet, URL: <http://www.universalvalve.com/pdf/IslandFormBowTie.pdf> (Year: 2019).*

NHPNZ, Date: Apr. 12, 2020, [online], [site visited Mar. 11, 2022]. Available from internet, URL: <https://www.nhpnz.co.nz/News/The-Next-Generation-of-ControlLogix-5580-Controllers> (Year: 2020).*

Allen-Bradley Rockwell Automation Brochure (5 pages) titled "ControlLogix 5580 Controllers, Future-proofing, your system and enabling The Connected Enterprise", Publication 1756-PP001E-EN-P, Feb. 2018.

* cited by examiner

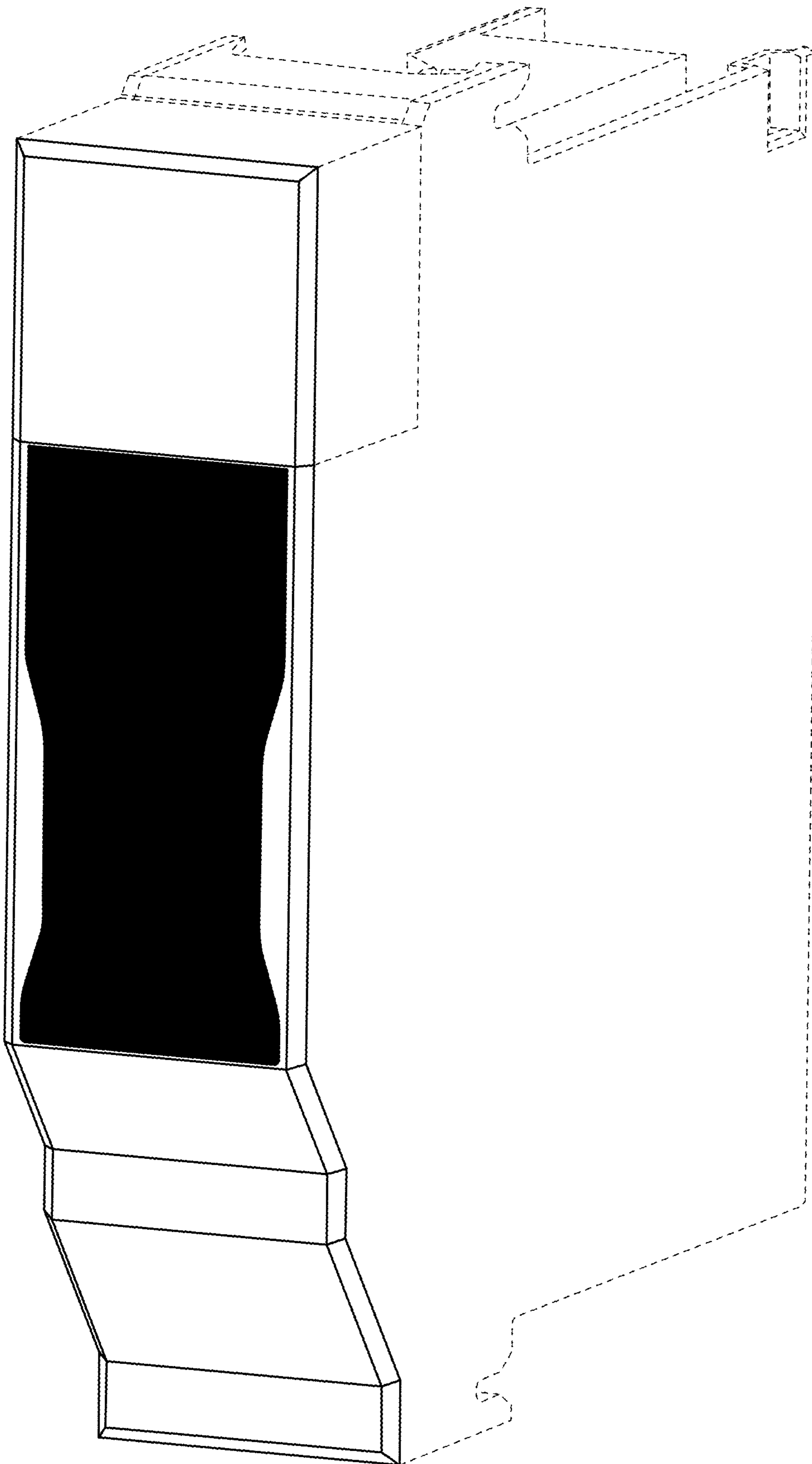


FIG. 1

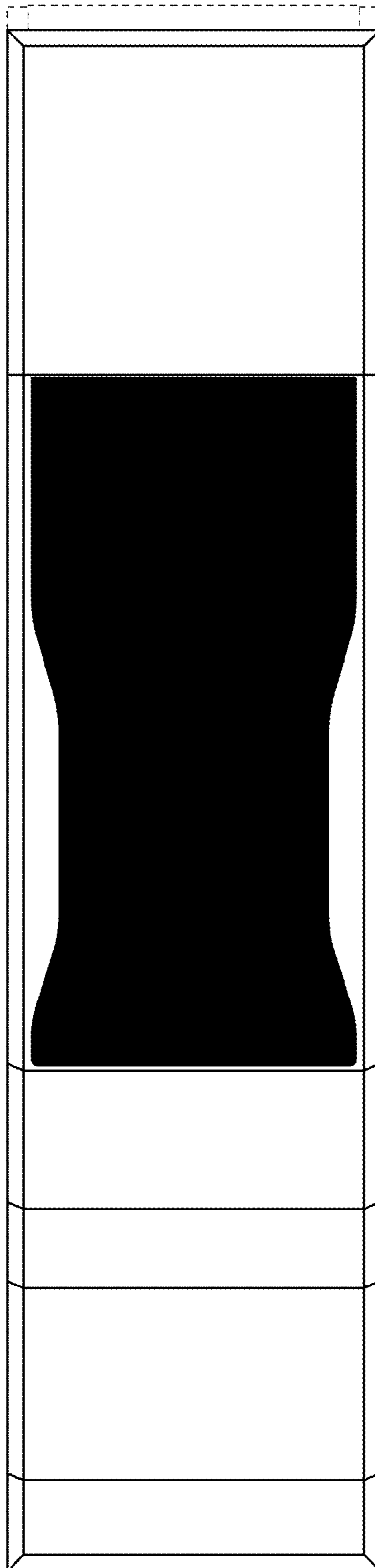


FIG. 2

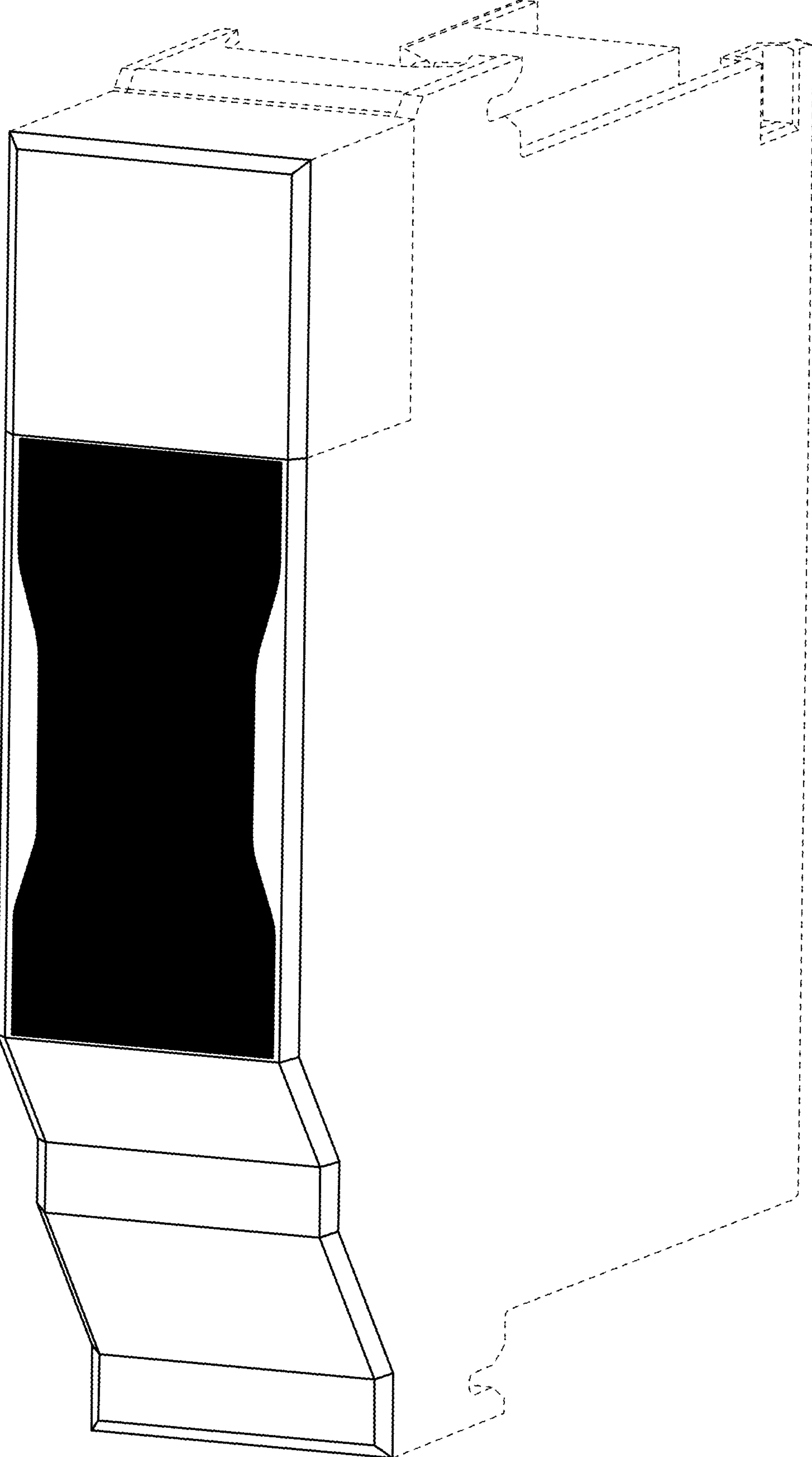


FIG. 3




FIG. 4