



US00D984367S

(12) **United States Design Patent** (10) **Patent No.:** **US D984,367 S**
Ito (45) **Date of Patent:** **** Apr. 25, 2023**

(54) **TIRE FOR AUTOMOBILE**
(71) Applicant: **SUMITOMO RUBBER INDUSTRIES, LTD.**, Kobe (JP)
(72) Inventor: **Sho Ito**, Kobe (JP)
(73) Assignee: **SUMITOMO RUBBER INDUSTRIES, LTD.**, Kobe (JP)

D413,089 S * 8/1999 Matsuda D12/590
D415,451 S * 10/1999 Weber D12/586
D419,928 S * 2/2000 Blankenship D12/590
D579,865 S * 11/2008 Matsuyama D12/586
D593,936 S * 6/2009 Maxwell D12/587
D607,812 S * 1/2010 Dixon D12/587
D619,958 S * 7/2010 Maxwell D12/586
D637,144 S * 5/2011 Shinohara D12/588
D709,820 S * 7/2014 Rohweder D12/586
D736,697 S * 8/2015 Leocadio D12/588

(**) Term: **15 Years**
(21) Appl. No.: **29/778,910**
(22) Filed: **Apr. 15, 2021**

* cited by examiner

Primary Examiner — John A Voytek
(74) *Attorney, Agent, or Firm* — Birch, Stewart, Kolasch & Birch, LLP

(30) **Foreign Application Priority Data**
Apr. 1, 2021 (JP) 2021-006953 D

(57) **CLAIM**
The ornamental design for a tire for automobile, as shown and described.

(51) **LOC (14) Cl.** **12-15**
(52) **U.S. Cl.**
USPC **D12/590**

DESCRIPTION

(58) **Field of Classification Search**
USPC D12/568–605, 900, 901
CPC Y10T 152/10027; B60C 1/0016; B60C 11/0306; B60C 11/0302; B60C 3/06; B60C 9/17
See application file for complete search history.

FIG. 1 is a front perspective view of a tire for automobile showing my new design;
FIG. 2 is a front view thereof;
FIG. 3 is a left side view thereof;
FIG. 4 is a rear view thereof;
FIG. 5 is a right side view thereof;
FIG. 6 is a bottom view thereof;
FIG. 7 is a top view thereof; and,
FIG. 8 is a partial enlarged view of FIG. 2.
The broken lines in FIGS. 2 and 8 of the drawings are used for demarcation of the enlarged portion of the tire for automobile illustrated in FIG. 8. The broken lines form no part of the claimed design.

(56) **References Cited**
U.S. PATENT DOCUMENTS
D364,594 S * 11/1995 Krupa D12/586
D379,166 S * 5/1997 Aikawa D12/590
D400,138 S * 10/1998 Blankenship D12/590

1 Claim, 8 Drawing Sheets







FIG. 1

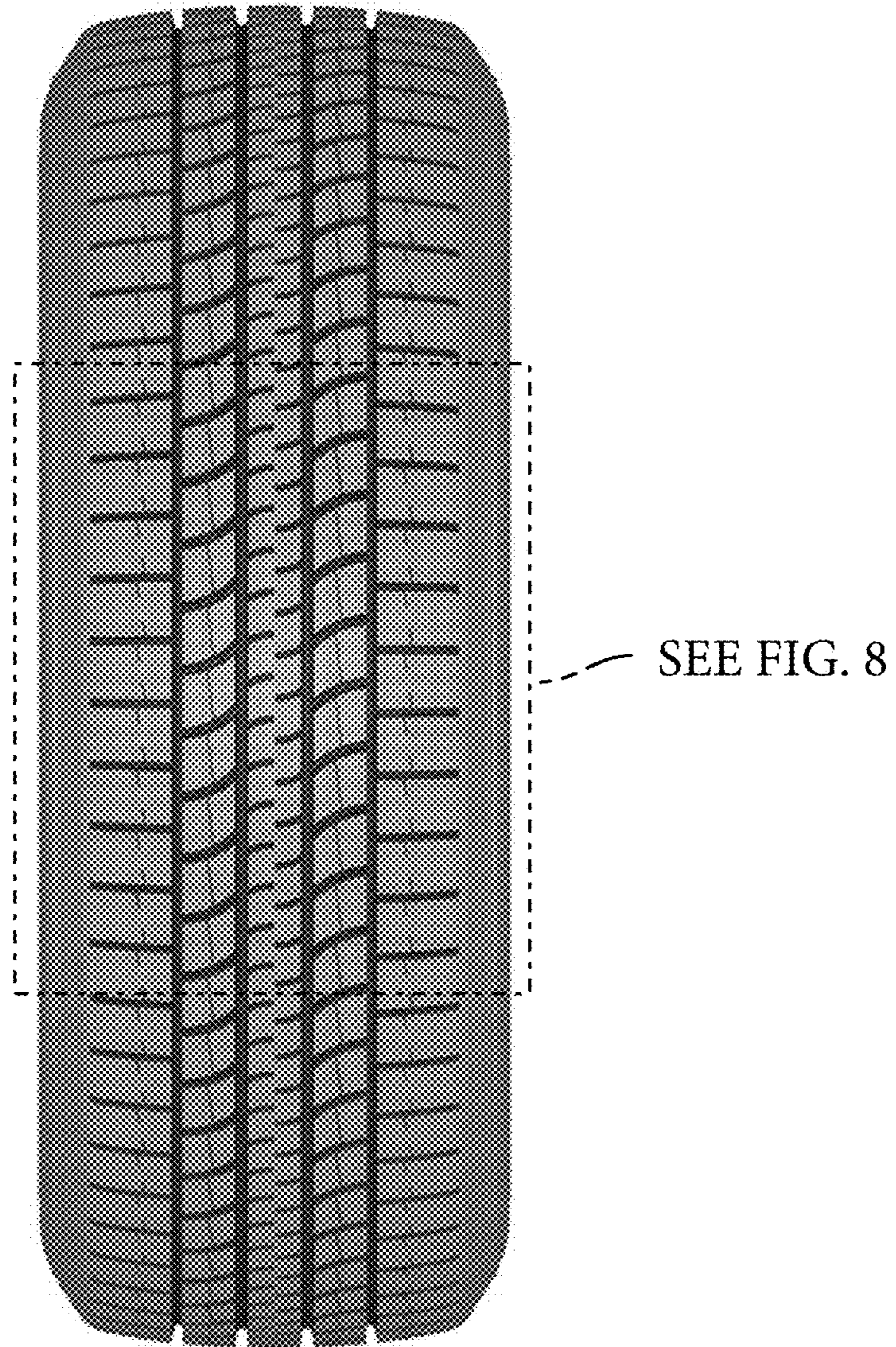


FIG. 2




FIG. 3




FIG. 4




FIG. 5




FIG. 6




FIG. 7




FIG. 8