



US00D984366S

(12) **United States Design Patent** (10) **Patent No.:** **US D984,366 S**
Lamb et al. (45) **Date of Patent:** **** Apr. 25, 2023**

(54) **VEHICLE TIRE**

(56) **References Cited**

(71) Applicant: **Continental Reifen Deutschland GmbH**, Hannover (DE)

U.S. PATENT DOCUMENTS

(72) Inventors: **Matthew Lamb**, Fort Mill, SC (US); **Patrik Blizco**, Púchov (SK); **Michal Micuch**, Púchov (SK); **Peter Pavlik**, Púchov (SK)

D386,725 S	*	11/1997	Matsuda	D12/601
D419,114 S	*	1/2000	Weber	D12/588
D581,346 S	*	11/2008	Shondel	D12/521
D606,925 S	*	12/2009	Shavers	D12/521
D813,147 S	*	3/2018	Schoepner	D12/588
D859,300 S	*	9/2019	Shondel	D12/588
D861,583 S	*	10/2019	Zimmerman	D12/588
D876,328 S	*	2/2020	Furusawa	D12/588
D886,717 S	*	6/2020	Pribula	D12/588
D900,727 S	*	11/2020	Zimmerman	D12/601
D902,131 S	*	11/2020	Poling	D12/588
D944,189 S	*	2/2022	Zimmerman	D12/601
D956,677 S	*	7/2022	Lamb	D12/588

(**) Term: **15 Years**

(21) Appl. No.: **35/513,150**

(22) Filed: **Oct. 25, 2021**

* cited by examiner

(80) **Hague Agreement Data**

Primary Examiner — John A Voytek

Int. Filing Date: **Oct. 25, 2021**

Int. Reg. No.: **DM/217769**

Int. Reg. Date: **Oct. 25, 2021**

Int. Reg. Pub. Date: **Dec. 17, 2021**

(57) **CLAIM**

The ornamental design for a vehicle tire, as shown and described.

(30) **Foreign Application Priority Data**

DESCRIPTION

Oct. 12, 2021 (EM) 008722839-0001

(51) **LOC (14) Cl.** **12-15**

(52) **U.S. Cl.**

USPC **D12/588**

(58) **Field of Classification Search**

USPC D12/568-604, 900

CPC Y10T 152/10027; B60C 1/0016; B60C

11/0306; B60C 11/0302; B60C 3/06;

B60C 9/17

See application file for complete search history.

1. Vehicle tire

1.1 is an enlarged partial front view of the vehicle tire showing my new design;

1.2 is a front perspective view thereof;

1.3 is a left side elevation view thereof;



1.4 is a right side elevation view thereof;

1.5 is a front elevation view thereof; and


1.6 is a top elevation view thereof.

The dashed-dot broken lines in figure **1.5** is a demarcation of the portion of the design visible in the enlarged partial front view of **1.1** and forms no part of the claimed design.

1 Claim, 6 Drawing Sheets



1.1



1.2



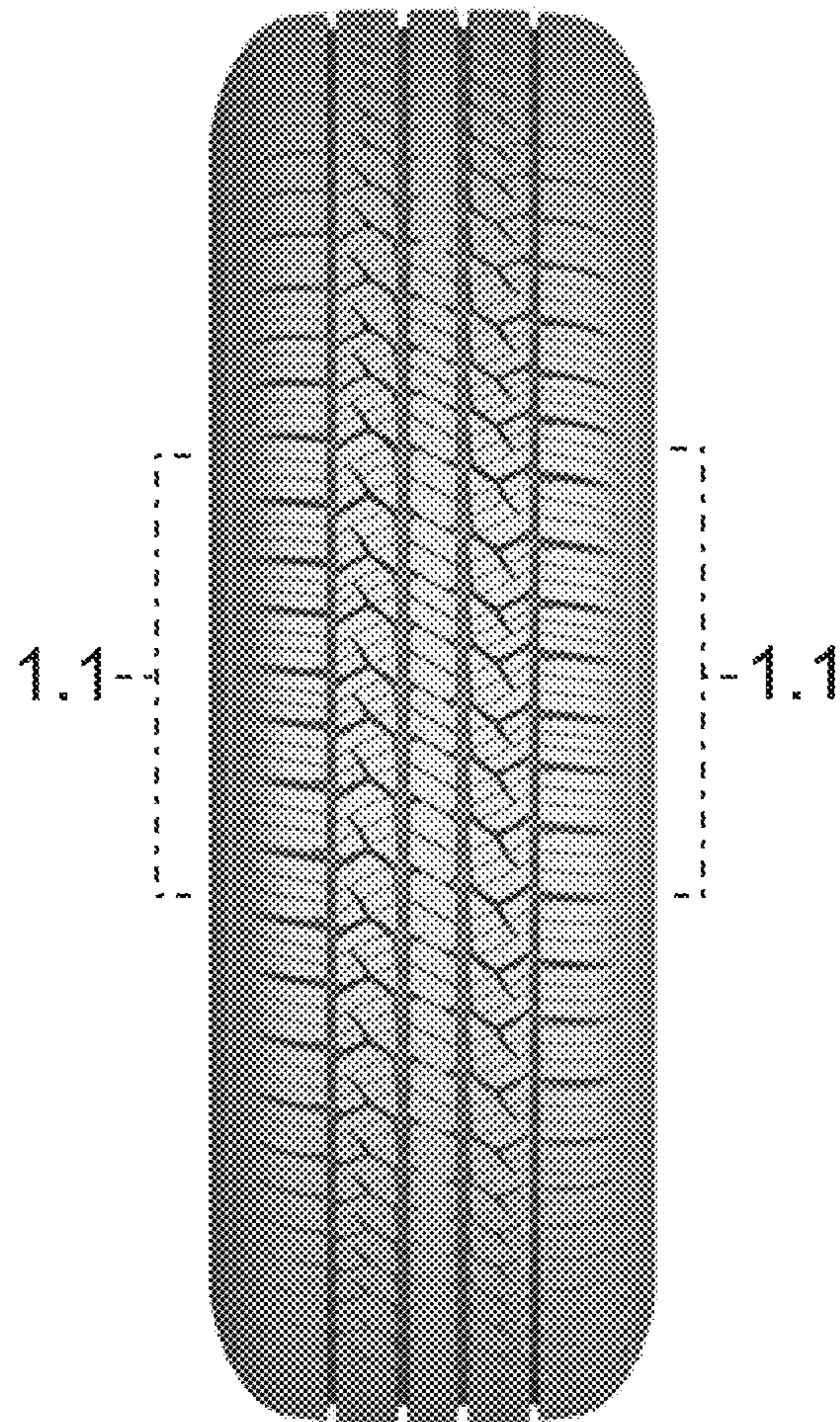
1.3



1.4



1.5



1.6

