



US00D984365S

(12) **United States Design Patent** (10) **Patent No.:** **US D984,365 S**
Ito (45) **Date of Patent:** **** Apr. 25, 2023**

(54) **TIRE FOR AUTOMOBILE**
(71) Applicant: **SUMITOMO RUBBER INDUSTRIES, LTD.**, Kobe (JP)
(72) Inventor: **Sho Ito**, Kobe (JP)
(73) Assignee: **SUMITOMO RUBBER INDUSTRIES, LTD.**, Kobe (JP)

(**) Term: **15 Years**
(21) Appl. No.: **29/794,090**

(22) Filed: **Jun. 10, 2021**

(30) **Foreign Application Priority Data**

Apr. 15, 2021 (JP) 2021-007897 D

(51) **LOC (14) Cl.** **12-15**

(52) **U.S. Cl.**
USPC **D12/587**

(58) **Field of Classification Search**
USPC D12/568-605, 900, 901
CPC Y10T 152/10027; B60C 1/0016; B60C 11/0306; B60C 11/0302; B60C 3/06; B60C 9/17

See application file for complete search history.

(56) **References Cited**

U.S. PATENT DOCUMENTS

D275,941 S * 10/1984 Nishio D12/587
D286,274 S * 10/1986 Davis D12/586
D362,212 S * 9/1995 McKisson D12/586
D365,065 S * 12/1995 Galante D12/587

D400,138 S * 10/1998 Blankenship D12/590
D415,451 S * 10/1999 Weber D12/586
D422,246 S * 4/2000 Fierro D12/586
D430,082 S * 8/2000 Blankenship D12/586
D437,809 S * 2/2001 Allison D12/586
D455,394 S * 4/2002 Lissan D12/586
D593,936 S * 6/2009 Maxwell D12/587
D823,235 S * 7/2018 Lamb D12/587
D853,945 S * 7/2019 Herbst D12/579
D942,368 S * 2/2022 Poling D12/587
D967,007 S * 10/2022 Geng D12/587

* cited by examiner

Primary Examiner — John A Voytek

(74) *Attorney, Agent, or Firm* — Birch, Stewart, Kolasch & Birch, LLP

(57) **CLAIM**

The ornamental design for a tire for automobile, as shown and described.

DESCRIPTION

FIG. 1 is a front perspective view of a tire for automobile showing my new design;
FIG. 2 is a front view thereof;
FIG. 3 is a left side view thereof;
FIG. 4 is a rear view thereof;
FIG. 5 is a right side view thereof;
FIG. 6 is a bottom view thereof;
FIG. 7 is a top view thereof; and,
FIG. 8 is a partial enlarged view of FIG. 2.

The broken lines in FIGS. 2 and 8 of the drawings are used for demarcation of the enlarged portion of the tire for automobile illustrated in FIG. 8. The broken lines form no part of the claimed design.

1 Claim, 8 Drawing Sheets

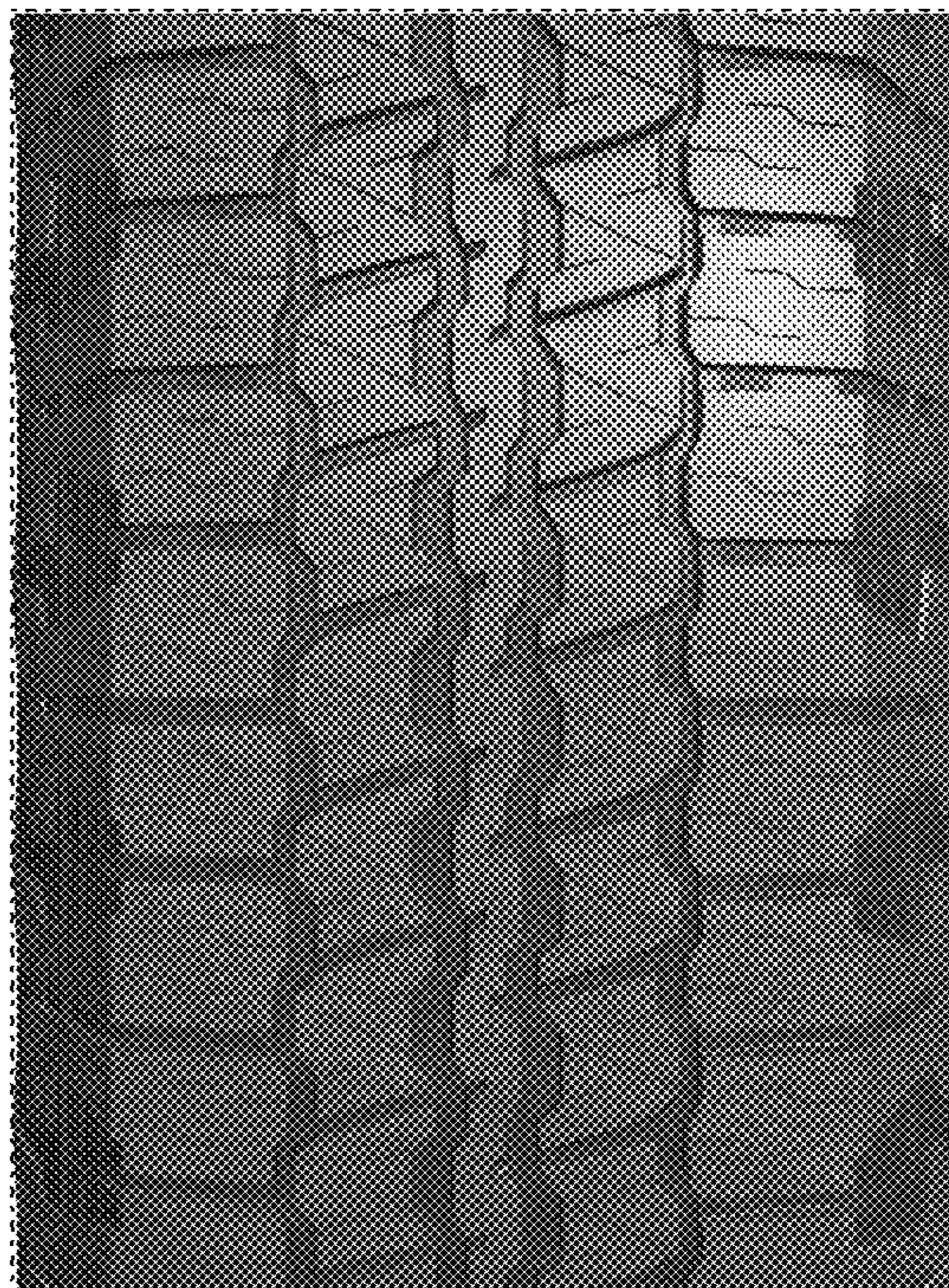




FIG. 1

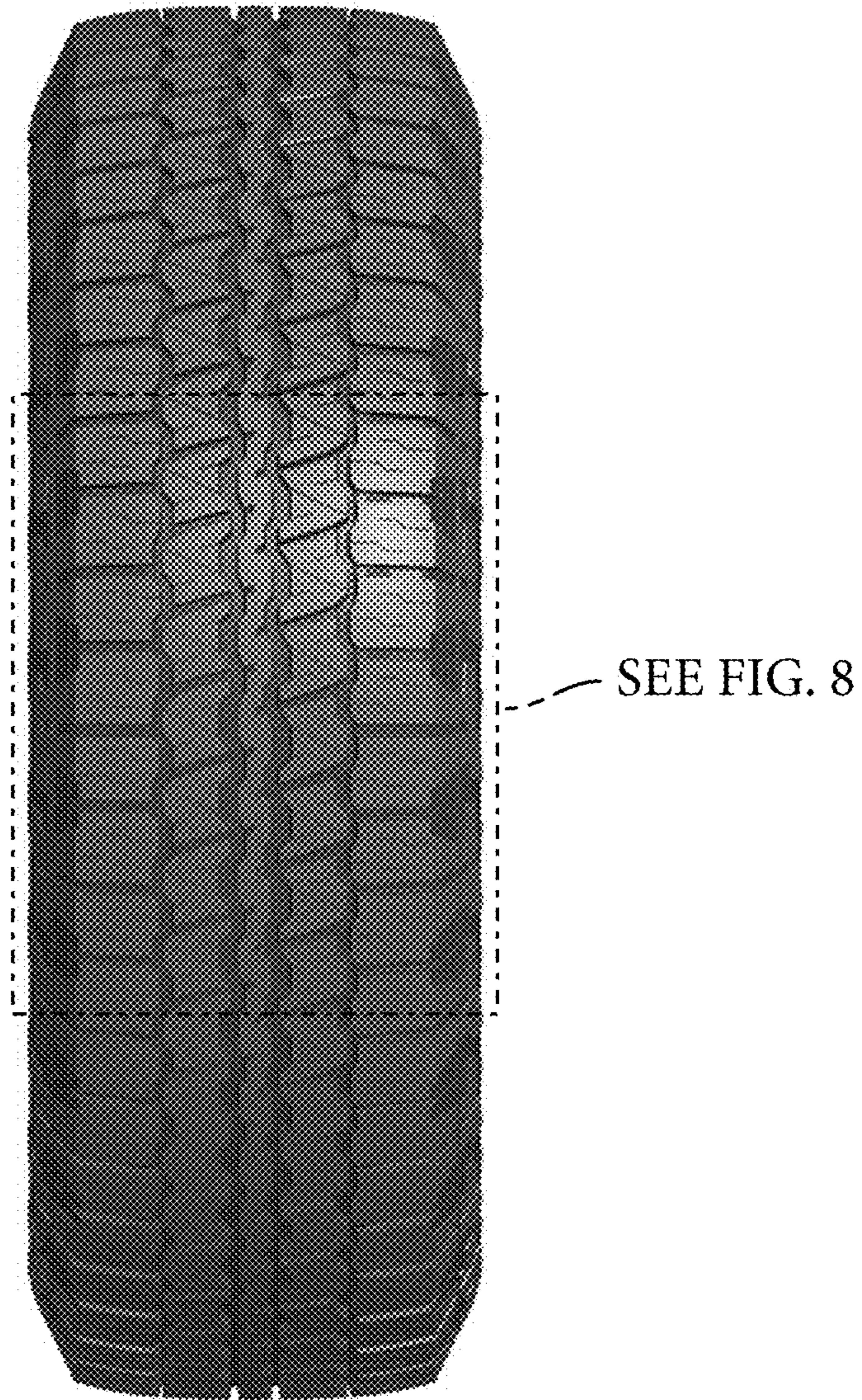


FIG. 2



FIG. 3



FIG. 4



FIG. 5



FIG. 6




FIG. 7



FIG. 8