

US00D984364S

(12) **United States Design Patent**
Kleinschuster

(10) **Patent No.:** **US D984,364 S**
(45) **Date of Patent:** **** Apr. 25, 2023**

- (54) **TIRE**
- (71) Applicant: **Custom Wheel House, LLC**, Santa Fe Springs, CA (US)
- (72) Inventor: **Sean J. Kleinschuster**, Menifee, CA (US)
- (73) Assignee: **CUSTOM WHEEL HOUSE, LLC**, Santa Fe Springs, CA (US)
- (**) Term: **15 Years**
- (21) Appl. No.: **29/806,357**
- (22) Filed: **Sep. 2, 2021**
- (51) **LOC (14) Cl.** **12-15**
- (52) **U.S. Cl.**
USPC **D12/572**
- (58) **Field of Classification Search**
USPC D12/500–532, 544, 566, 569, 570, 572, D12/577, 604, 900
CPC Y10T 152/10027; B60C 1/0016; B60C 11/0306; B60C 11/0302; B60C 3/06; B60C 9/17
See application file for complete search history.

D603,788 S	11/2009	Lundgren	
D608,272 S	1/2010	Osaka	
D621,342 S	8/2010	Osaka	
D641,508 S *	7/2011	Molina	D12/501
D653,195 S	1/2012	Sareen	
D708,565 S *	7/2014	Wang	D12/544
D711,814 S	8/2014	Ohara	
D732,463 S	6/2015	Petr et al.	
D750,548 S *	3/2016	Matsumoto	D12/535
D766,164 S *	9/2016	Chen	D12/544
D766,165 S *	9/2016	Chen	D12/544
D780,098 S	2/2017	Sareen	
D790,445 S	6/2017	Fitzgerald et al.	
D791,681 S	7/2017	Zhang et al.	
D806,640 S	1/2018	Petr	
D808,895 S	1/2018	Kreitzman et al.	
D827,556 S *	9/2018	Thornburg	D12/544
D859,297 S	9/2019	Liu	

(Continued)

OTHER PUBLICATIONS

Tensor Method 414 Bead Grip™ [Dec. 15, 2022] found online [Dec. 15, 2022]—<https://tensortire.com/collections/wheel-sand-series-packages/products/414-bead-grip-gloss-graphite-tensor-ss-33-front-1>.*

Primary Examiner — John A Voytek
(74) *Attorney, Agent, or Firm* — Reising Ethington, P.C.

(56) **References Cited**

U.S. PATENT DOCUMENTS

D142,691 S *	10/1945	Billingsley	D12/577
D275,942 S *	10/1984	Shirashoji	D12/572
D389,103 S	1/1998	Hashimoto et al.	
D414,727 S	10/1999	Brown et al.	
D445,373 S	7/2001	Wohlgamuth	
D449,570 S *	10/2001	Lo	D12/556
D470,099 S *	2/2003	Board	D12/534
D487,055 S	2/2004	Rooney et al.	
D487,056 S	2/2004	Rooney et al.	
D499,691 S *	12/2004	Brown	D12/592
D501,181 S *	1/2005	Brown	D12/572
D502,445 S *	3/2005	Brown	D12/570
D580,347 S	11/2008	Lo	

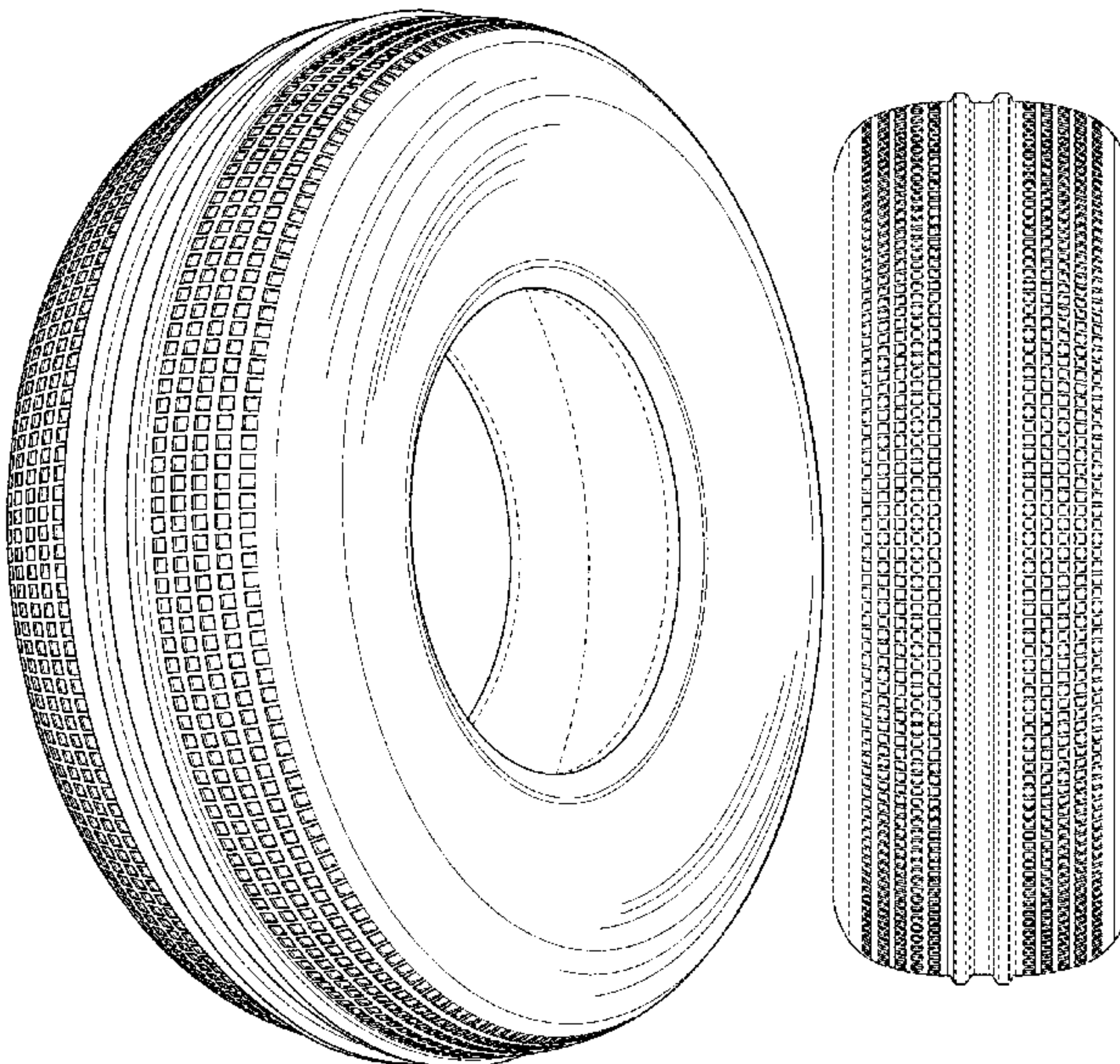
(57) **CLAIM**

The ornamental design for a tire, as shown and described.

DESCRIPTION

FIG. 1 is a perspective view of the tire; FIG. 2 is a side elevation view of the tire of FIG. 1; and, FIG. 3 is a front elevation view of the tire of FIG. 1, it being understood that the tire tread pattern repeats uniformly throughout the circumference of the tire. The broken lines depict portions of the tire that form no part of the claimed design.

1 Claim, 3 Drawing Sheets



(56)

References Cited

U.S. PATENT DOCUMENTS

D869,384 S * 12/2019 Hsueh D12/544
D879,020 S 3/2020 Sato
D893,403 S * 8/2020 Xu D12/544
D902,129 S 11/2020 Kleinschuster et al.

* cited by examiner




FIG. 1




FIG. 2

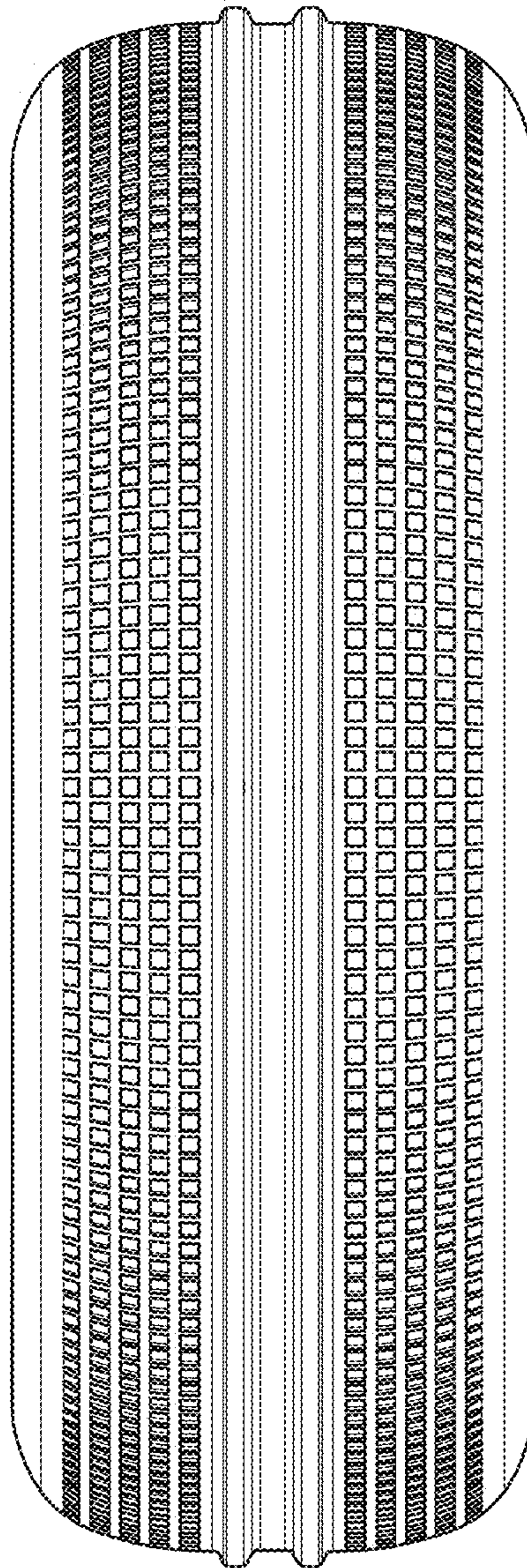


FIG. 3