



US00D984306S

(12) **United States Design Patent**  
**Mehta**

(10) **Patent No.:** **US D984,306 S**  
(45) **Date of Patent:** **\*\* Apr. 25, 2023**

(54) **GEMSTONE**

FOREIGN PATENT DOCUMENTS

(71) Applicant: **Lumex DMCC**, Dubai (AE)

IL 35734 \* 10/2001

(72) Inventor: **Vishal Mehta**, Dubai (AE)

OTHER PUBLICATIONS

(\*\*) Term: **15 Years**

Chinese Checker: Online Faceting Designs and Diagram, Available 1999, International Gem Society, Site Visited on Sep. 1, 2022, <https://www.gemsociety.org/article/online-faceting-designs-diagrams-chinese-checker/> (Year: 1999).\*

(21) Appl. No.: **29/779,394**

Radiant Cut Loose Diamonds for Sale, Nov. 7, 2022, <https://www.pinterest.com/pin/449656344023952944/>, 1 page.

(22) Filed: **Apr. 19, 2021**

Buying Guide Princess-Cut Diamonds, Nov. 7, 2022, <https://www.kay.com/princess-cut-diamonds-buying-guide>, 13 pages.

(51) **LOC (14) Cl.** ..... **11-01**

(52) **U.S. Cl.**  
USPC ..... **D11/90**

(58) **Field of Classification Search**  
USPC ..... D11/1, 34-36, 89-92; D2/976  
CPC ..... A44C 17/00; A44C 17/001; A44C 17/002;  
A44C 17/003; A44C 17/007; A44C  
17/008; A44C 17/02  
See application file for complete search history.

\* cited by examiner

*Primary Examiner* — Llorellys Martinez

*Assistant Examiner* — Nicole M. Leech

(74) *Attorney, Agent, or Firm* — Phillips Nizer LLP

(56) **References Cited**

(57) **CLAIM**

U.S. PATENT DOCUMENTS

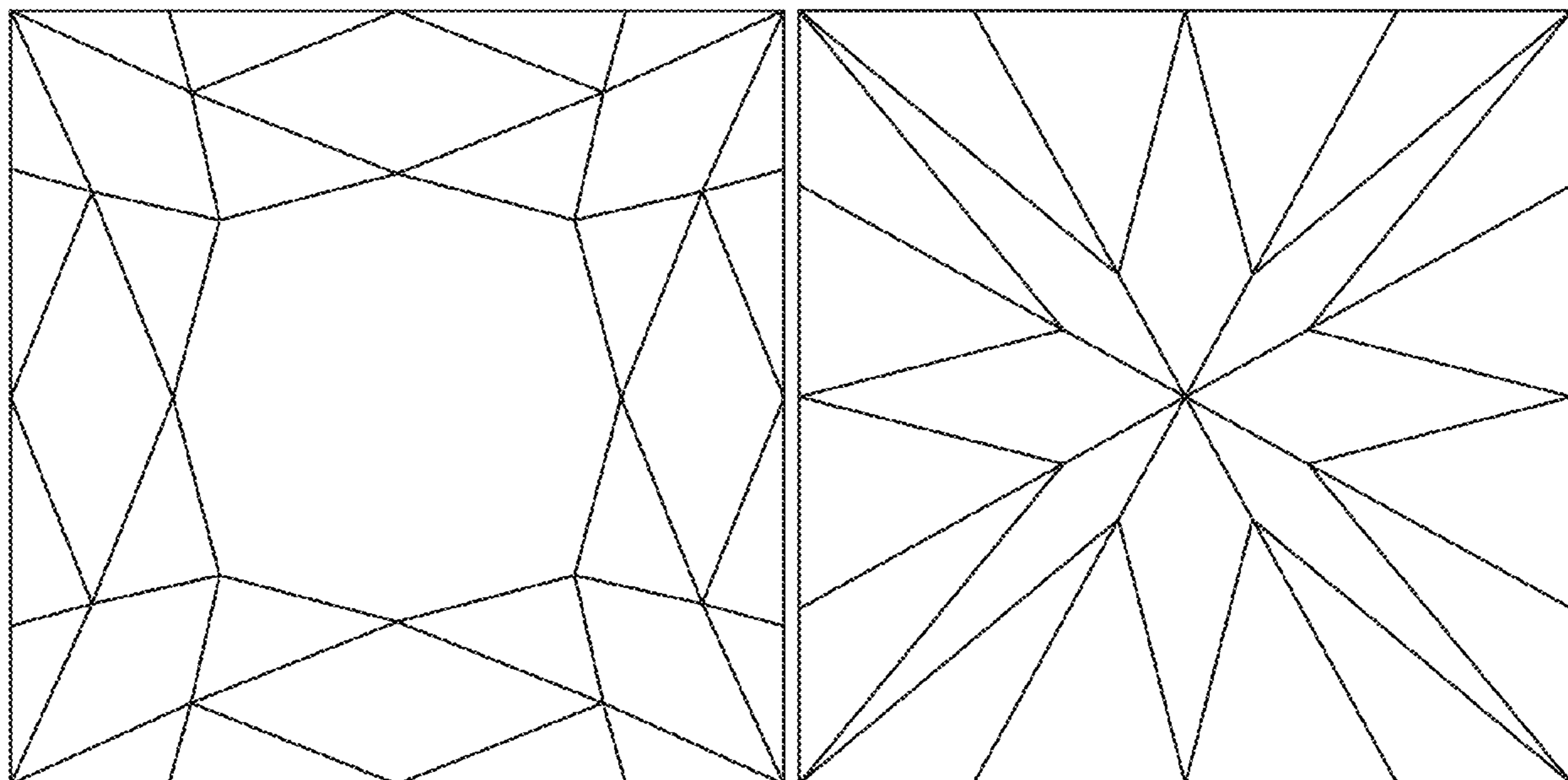
The ornamental design for a gemstone, as shown and described.

D402,582 S *	12/1998	Ambar	.....	D11/89
D475,318 S *	6/2003	Atlass	.....	D11/90
D502,664 S *	3/2005	Atlass	.....	D11/90
D503,652 S *	4/2005	Atlass	.....	D11/90
D522,908 S *	6/2006	Horowitz	.....	A44C 17/001
				D11/90
D654,393 S *	2/2012	Goldberg	.....	D11/90
D701,138 S *	3/2014	Mehta	.....	D11/90
D813,714 S *	3/2018	Shah	.....	D11/90
2005/0115275 A1 *	6/2005	Kedem	.....	A44C 17/001
				63/32
2020/0077754 A1 *	3/2020	Mehta	.....	A44C 17/001

**DESCRIPTION**

FIG. 1 is a top view of a gemstone showing my new design; FIG. 2 is a bottom view thereof; FIG. 3 is a side view thereof, with the opposite side view, front view and rear view being identical thereto; and, FIG. 4 is a perspective view thereof.

**1 Claim, 2 Drawing Sheets**



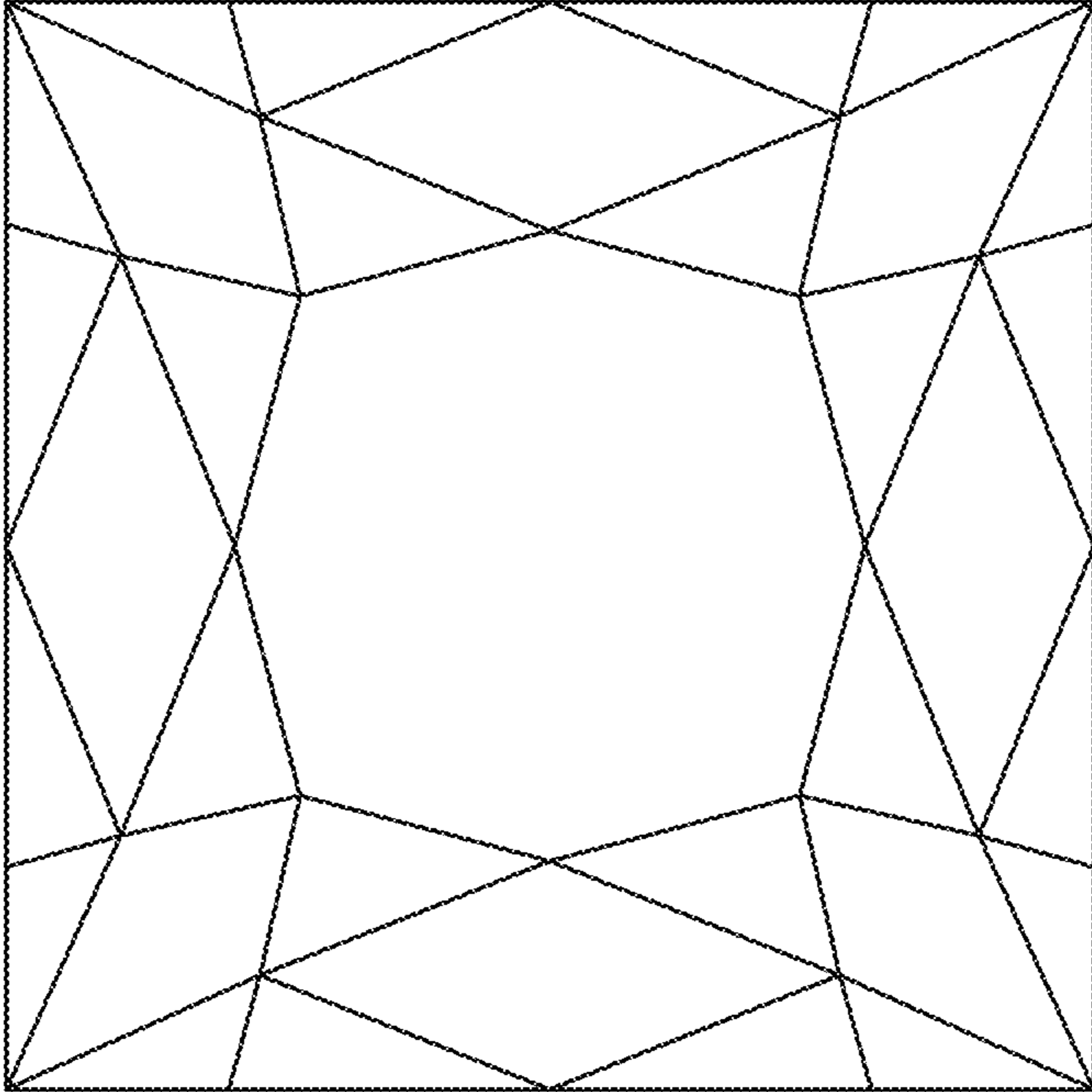


FIG. 1

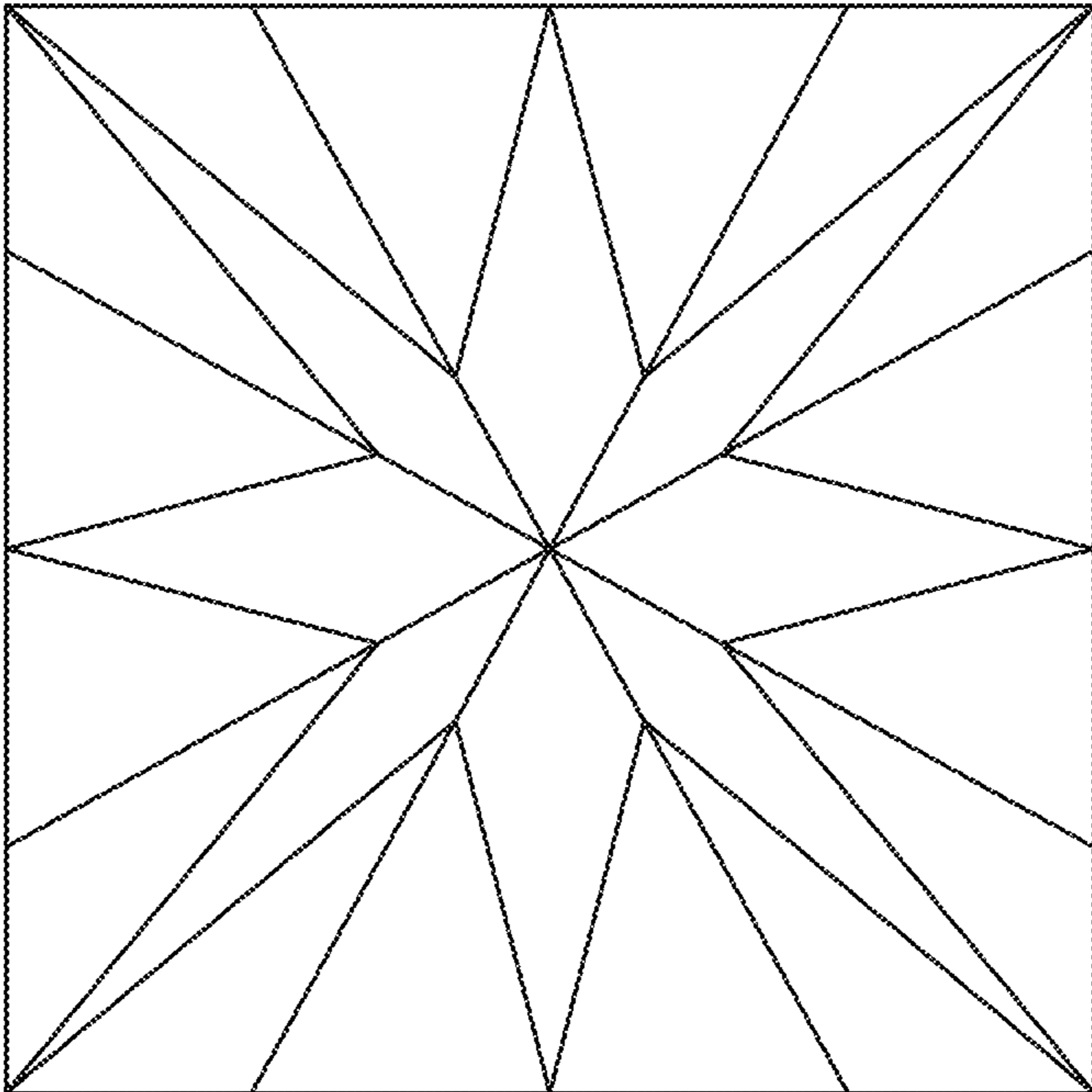


FIG. 2

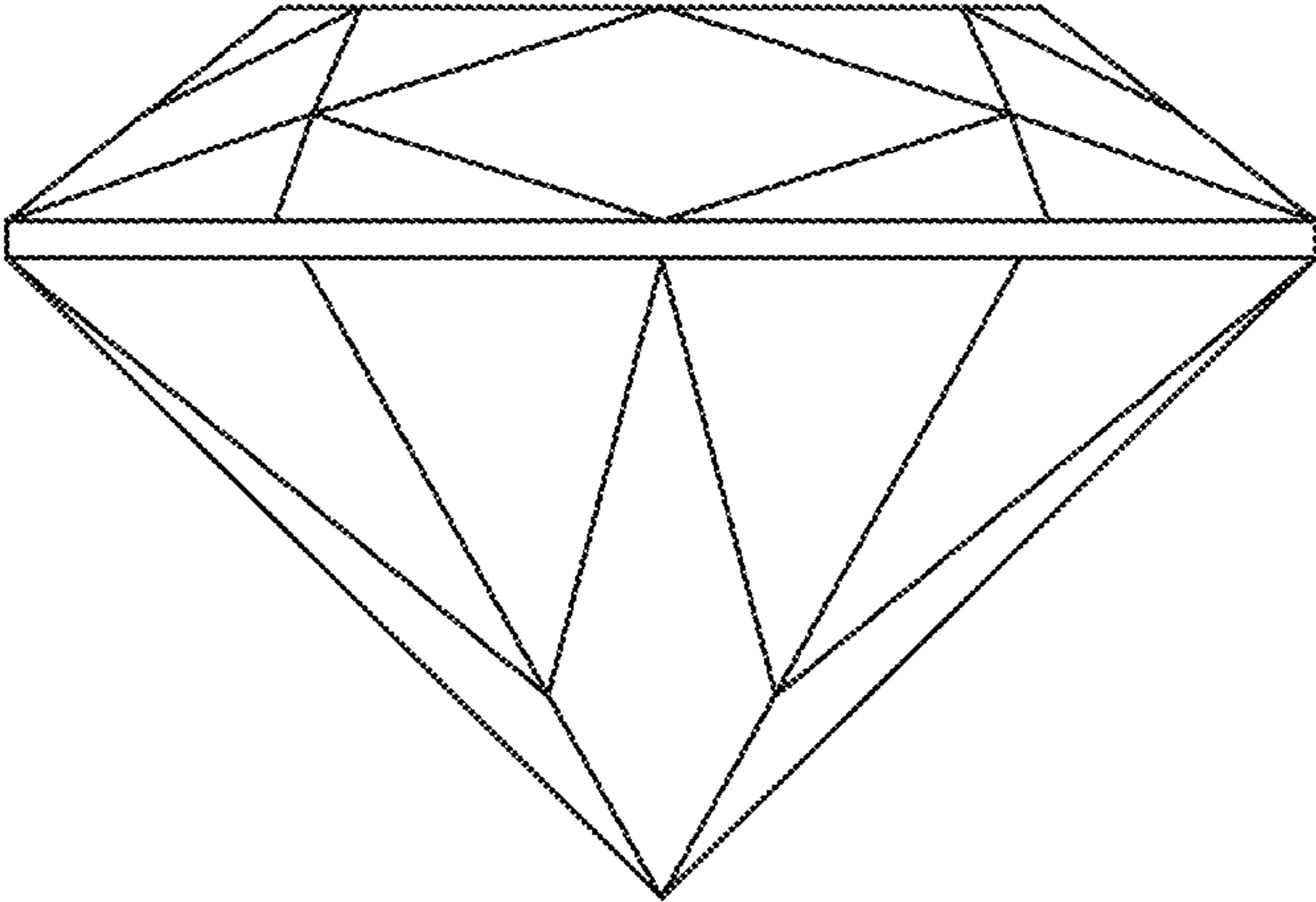


FIG. 3

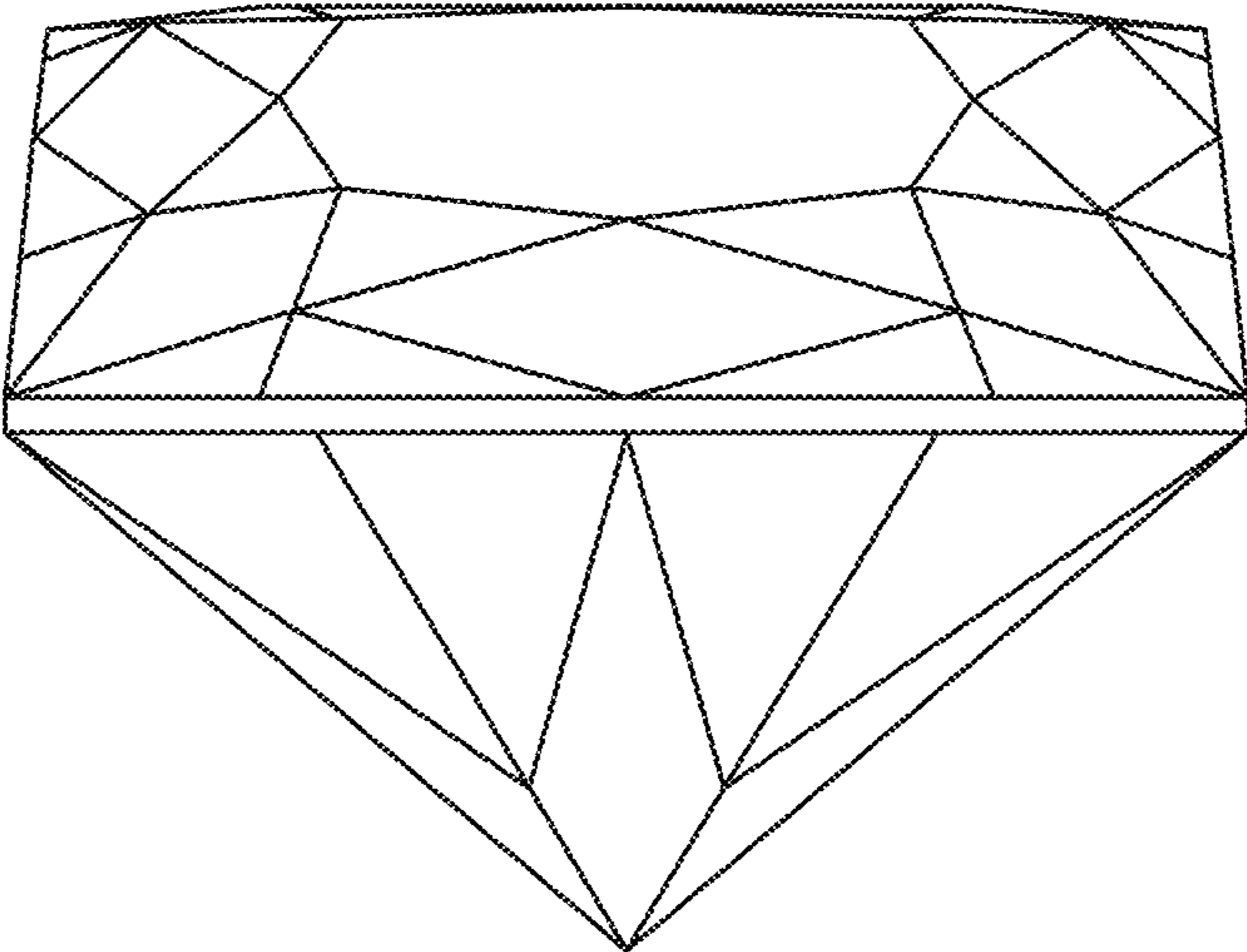


FIG. 4