



US00D984300S

(12) **United States Design Patent**
Crawford

(10) **Patent No.:** **US D984,300 S**

(45) **Date of Patent:** **** Apr. 25, 2023**

(54) **WATCH BAND**

(71) Applicant: **Cody Crawford**, Parker, CO (US)

(72) Inventor: **Cody Crawford**, Parker, CO (US)

(**) Term: **15 Years**

(21) Appl. No.: **29/782,149**

(22) Filed: **May 4, 2021**

(51) **LOC (14) Cl.** **11-01**

(52) **U.S. Cl.**
USPC **D11/3**

(58) **Field of Classification Search**
USPC D11/1-5; D10/31-32
CPC A44C 5/00
See application file for complete search history.

(56) **References Cited**

U.S. PATENT DOCUMENTS

D136,736 S	*	11/1943	Mercer	224/164
D344,038 S	*	2/1994	Phillips	D11/5
D390,492 S	*	2/1998	Riley	D11/5
D653,408 S	*	1/2012	Sajid	D30/152
D692,339 S	*	10/2013	Cerrato	D11/3
D712,295 S	*	9/2014	Ennis	D20/22
D794,490 S	*	8/2017	Lindgren	D11/3
D863,096 S	*	10/2019	Akana	D11/3
D882,445 S	*	4/2020	Liao	D11/3
D883,837 S	*	5/2020	Akana	D11/3
D896,677 S	*	9/2020	Wang	D11/3
D904,920 S	*	12/2020	Harms	D14/344
D969,127 S	*	11/2022	Lei	D14/344

FOREIGN PATENT DOCUMENTS

CN	304071616	*	3/2017
GB	6069392	*	8/2019

OTHER PUBLICATIONS

4-Ring Black & Grey "James Bond" Nylon Zulu Strap (Matte Steel) straps house pp. 1-5 2023 <https://strapshouse.com/products/4-ring-black-grey-james-bond-nylon-zulu-strap-steel> (Year: 2023).*

Benchmark 18mm Grey Nylon Watch Band amazon pp. 1-8 2022 https://www.amazon.com/dp/B09MRNZBNT/ref=sspa_dk_detail_2? (Year: 2022).*

* cited by examiner

Primary Examiner — Kevin K Rudzinski

Assistant Examiner — Evans David Delesline

(74) *Attorney, Agent, or Firm* — Sam IP Legal Solutions, P.C.; Ryan D. Sam

(57) **CLAIM**

The ornamental design for a watch band, as shown and described.

DESCRIPTION

FIG. 1 is a top perspective view of a watch band embodying my new design;

FIG. 2 is a bottom perspective view thereof;

FIG. 3 is a top plan view thereof;

FIG. 4 is a bottom plan view thereof;

FIG. 5 is a left-side elevational view thereof;

FIG. 6 is a right-side elevational view thereof;

FIG. 7 is a front elevational view thereof;


FIG. 8 is a back elevational view thereof;

FIG. 9 is a top perspective view thereof with a watch element attached to the watch band; and,

FIG. 10 is a bottom perspective view of the watch band in a buckled configuration with the watch element attached to the watch band.

The broken lines in FIGS. 9 and 10 forming the watch element, which is a separate environmental structure from the watch band, form no part of the claimed design. The illustrated stitching in the Figures forms part of the claimed design.

1 Claim, 4 Drawing Sheets



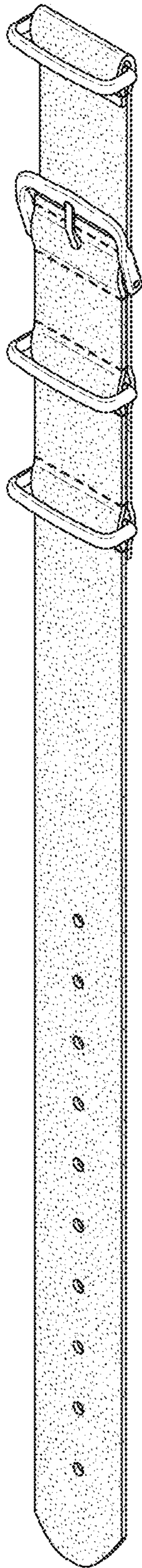


FIG. 1

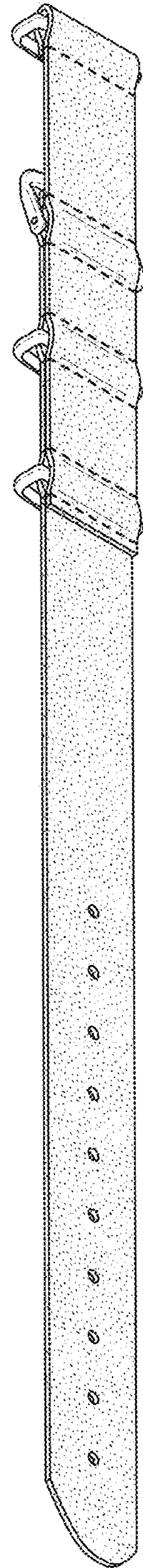


FIG. 2




FIG. 3

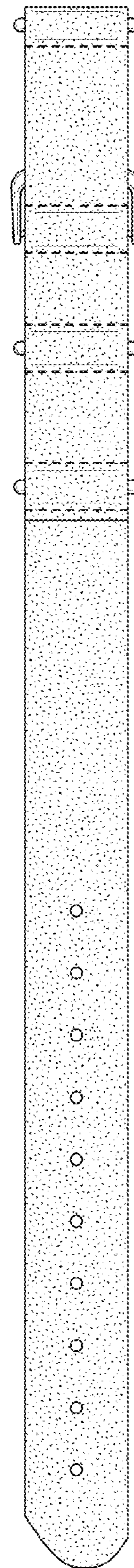


FIG. 4

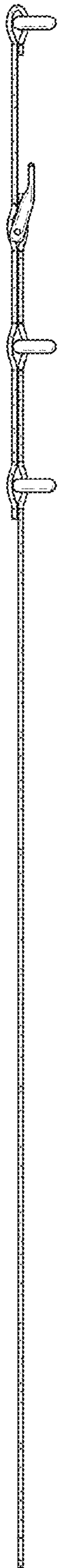


FIG. 5




FIG. 7




FIG. 8




FIG. 6

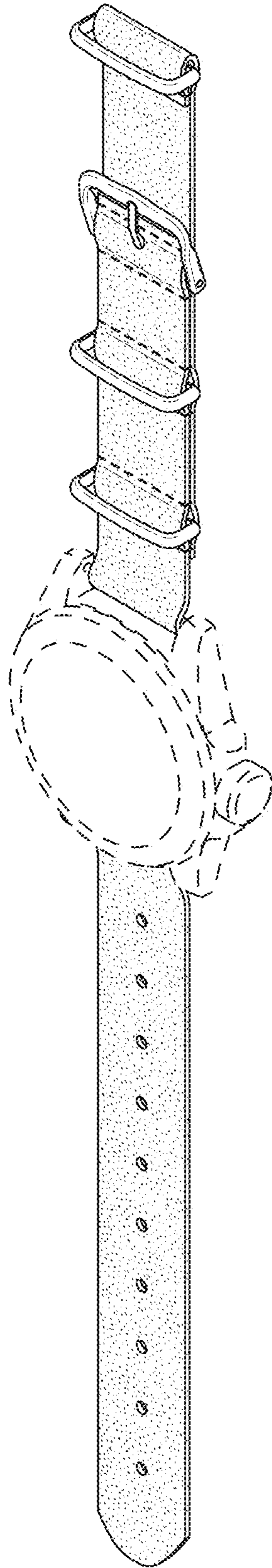


FIG. 9

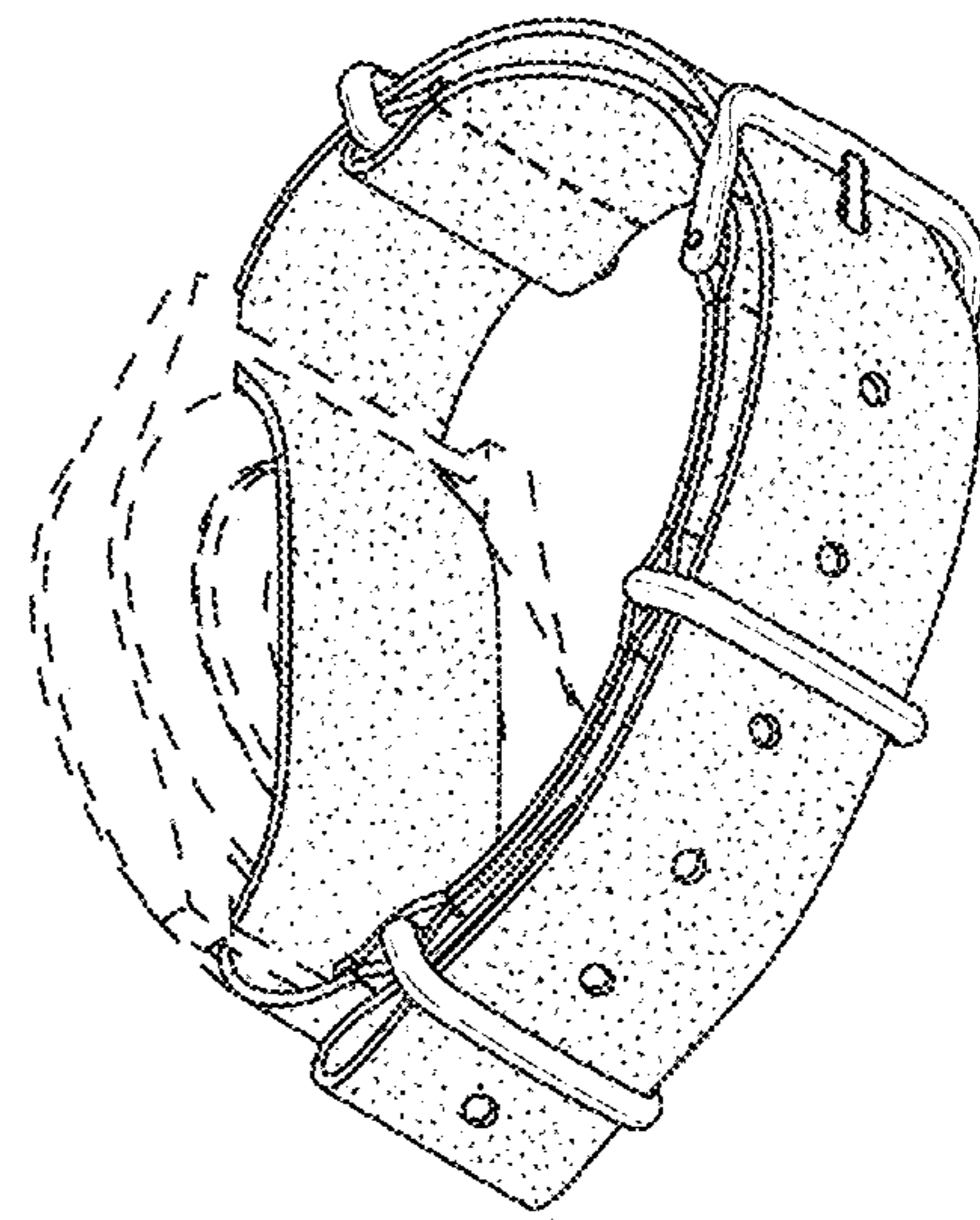


FIG. 10