



US00D984284S

(12) **United States Design Patent**
Carson et al.

(10) **Patent No.:** **US D984,284 S**
(45) **Date of Patent:** **** Apr. 25, 2023**

(54) **SEASONING POD HOLDER**

(71) Applicant: **Occo Co.**, New York, NY (US)
(72) Inventors: **Lisa Carson**, New York, NY (US);
Connie Wang, Brooklyn, NY (US)
(73) Assignee: **OCCO CO.**, New York, NY (US)
(**) Term: **15 Years**
(21) Appl. No.: **29/770,778**
(22) Filed: **Feb. 16, 2021**
(51) **LOC (14) Cl.** **09-03**
(52) **U.S. Cl.**
USPC **D9/761**
(58) **Field of Classification Search**
USPC D9/761, 732, 756, 739, 737, 741, 743,
D9/744, 430, 414-418; D7/399-400,
D7/601-602; D3/201, 203.1, 203.6,
D3/205-206; D19/102-104; D28/83, 86;
D24/224
CPC B65D 75/327; B65D 75/367; B65D 75/32;
B65D 75/22; B65D 75/14; B65D 5/00;
B65D 5/001; B65D 5/0015; B65D
5/0227; B65D 5/18; B65D 85/72; B65D
83/04;

(Continued)

(56) **References Cited**

U.S. PATENT DOCUMENTS

D58,449 S * 7/1921 Price D9/432
4,168,002 A * 9/1979 Crosby B65D 75/367
206/459.5

(Continued)

FOREIGN PATENT DOCUMENTS

EM 008799779-0005 * 1/2022
EM 009074321-0001 * 8/2022
WO WO-D212083-006 * 6/2021

OTHER PUBLICATIONS

SureMed™ Tri-Fold Multi-Med Blister Packaging. Date first avail-
able: Jul. 28, 2020. Site visited: Oct. 4, 2022. Available online:
<https://www.etsy.com/listing/1289999705/suremed-tri-fold-multi-med-blister> (Year: 2020).*

(Continued)

Primary Examiner — Catherine S Posthauer

Assistant Examiner — Joan E. Diehl

(74) *Attorney, Agent, or Firm* — Troutman Pepper
Hamilton Sanders LLP

(57) **CLAIM**

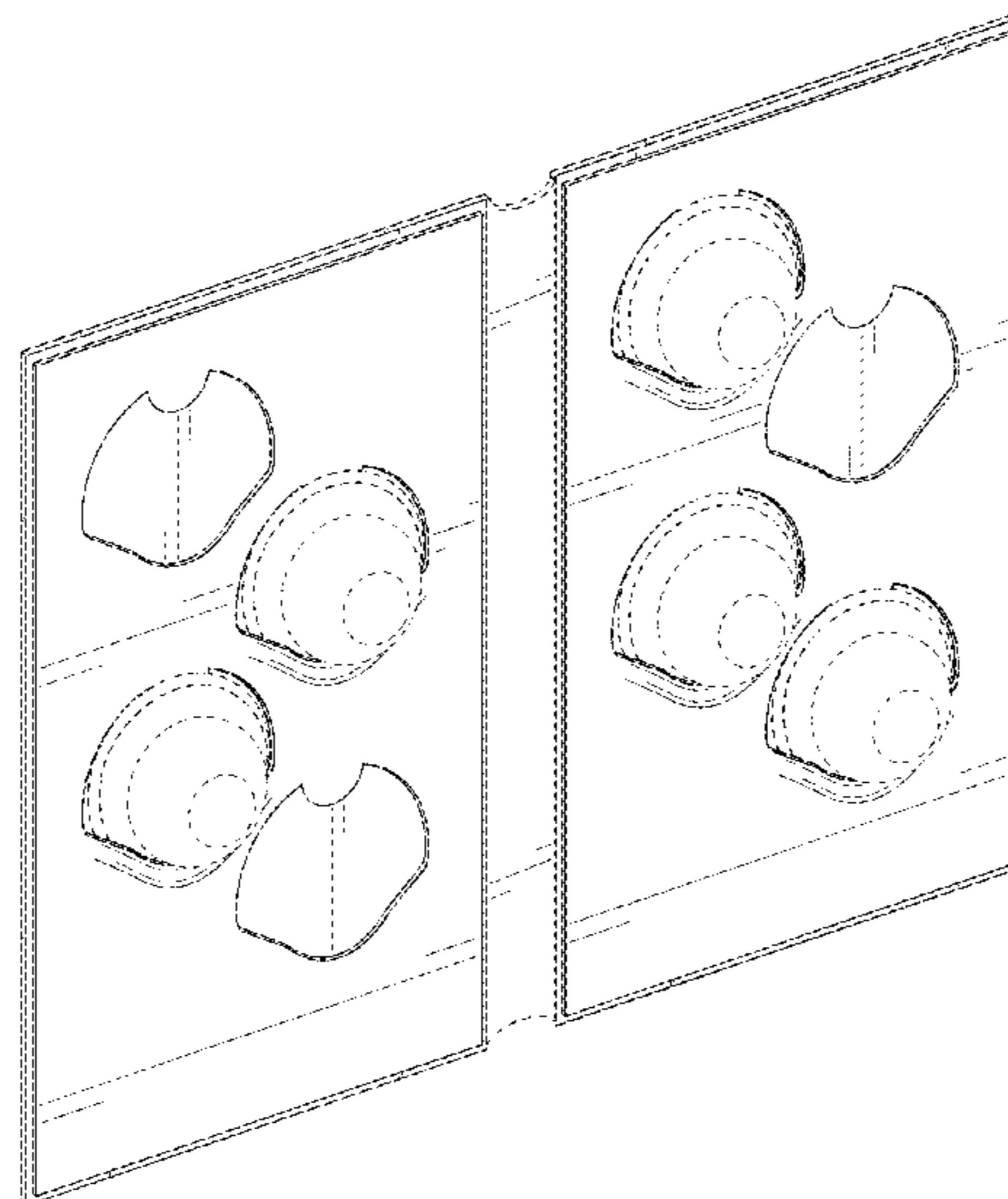
The ornamental design for a seasoning pod holder, as shown
and described.

DESCRIPTION

FIG. 1 is a perspective view of a seasoning pod holder,
showing our new design in a closed position;
FIG. 2 is a top plan view thereof;
FIG. 3 is a bottom plan view thereof;
FIG. 4 is a left side elevation view thereof;
FIG. 5 is a right side elevation view thereof;
FIG. 6 is a front elevation view thereof;
FIG. 7 is a rear elevation view thereof;
FIG. 8 is a top plan view of the seasoning pod holder in an
open position;
FIG. 9 is a perspective view thereof;
FIG. 10 is a top plan thereof, wherein exemplary seasoning
pods are placed inside the seasoning pod holder;
FIG. 11 is a perspective view thereof; and,
FIG. 12 is a perspective view thereof, wherein an exemplary
seasoning pod is shown removed from the seasoning pod
holder.

The broken lines are shown for the purpose of illustrating
both parts of the article as well as environmental subject
matter of exemplary seasoning pods. None of the broken
lines form part of the claimed design.

1 Claim, 11 Drawing Sheets



(58) **Field of Classification Search**
CPC A45D 33/20; A45D 33/26; A45D 33/28;
A45D 33/18; A45D 33/006
See application file for complete search history.

2003/0213721 A1* 11/2003 Jones B65D 75/367
206/528
2012/0160862 A1* 6/2012 Gutierrez B65D 75/327
206/468
2021/0101731 A1* 4/2021 Carson B65D 85/72
2022/0281662 A1* 9/2022 Carson B65D 73/0078

(56) **References Cited**

U.S. PATENT DOCUMENTS

6,093,430 A * 7/2000 Gupta B65D 75/327
426/115
6,349,820 B1 * 2/2002 Kelley A47J 47/04
206/472
D628,374 S * 12/2010 Lee D3/201
D631,609 S * 1/2011 Lai D28/83
D784,124 S * 4/2017 Zeitlin D9/418
D877,417 S * 3/2020 Staab D28/83
D915,880 S * 4/2021 Markoulis D9/418
D930,974 S * 9/2021 Marshall D9/756
D931,684 S * 9/2021 Zeng D7/600.4
D939,776 S * 12/2021 Huang D28/83

OTHER PUBLICATIONS

“Occo Spice Pods Make Even the Least Confident Cook Feel Like a Total Pro in the Kitchen,” in PureWow.com, by Destinee Scott. Date published: Oct. 26, 2021. Site visited: Oct. 4, 2022. Available online: <https://www.purewow.com/food/occo-spice-pods> (Year: 2021).*

Romaunt Travel Carrying Case Compatible with Nespresso Original Line Capsules. Date first available: Nov. 4, 2019. Site visited: Oct. 4, 2022. Available online: https://www.amazon.com/ROMAUNT-Compatible-OriginalLine-Protective-Pods%EF%BC%88black%EF%BC%89/dp/B07ZZ4Z4ND/ref=sr_1_2 (Year: 2019).*

* cited by examiner




FIG. 1




FIG. 2




FIG. 3




FIG. 4




FIG. 5




FIG. 6




FIG. 7

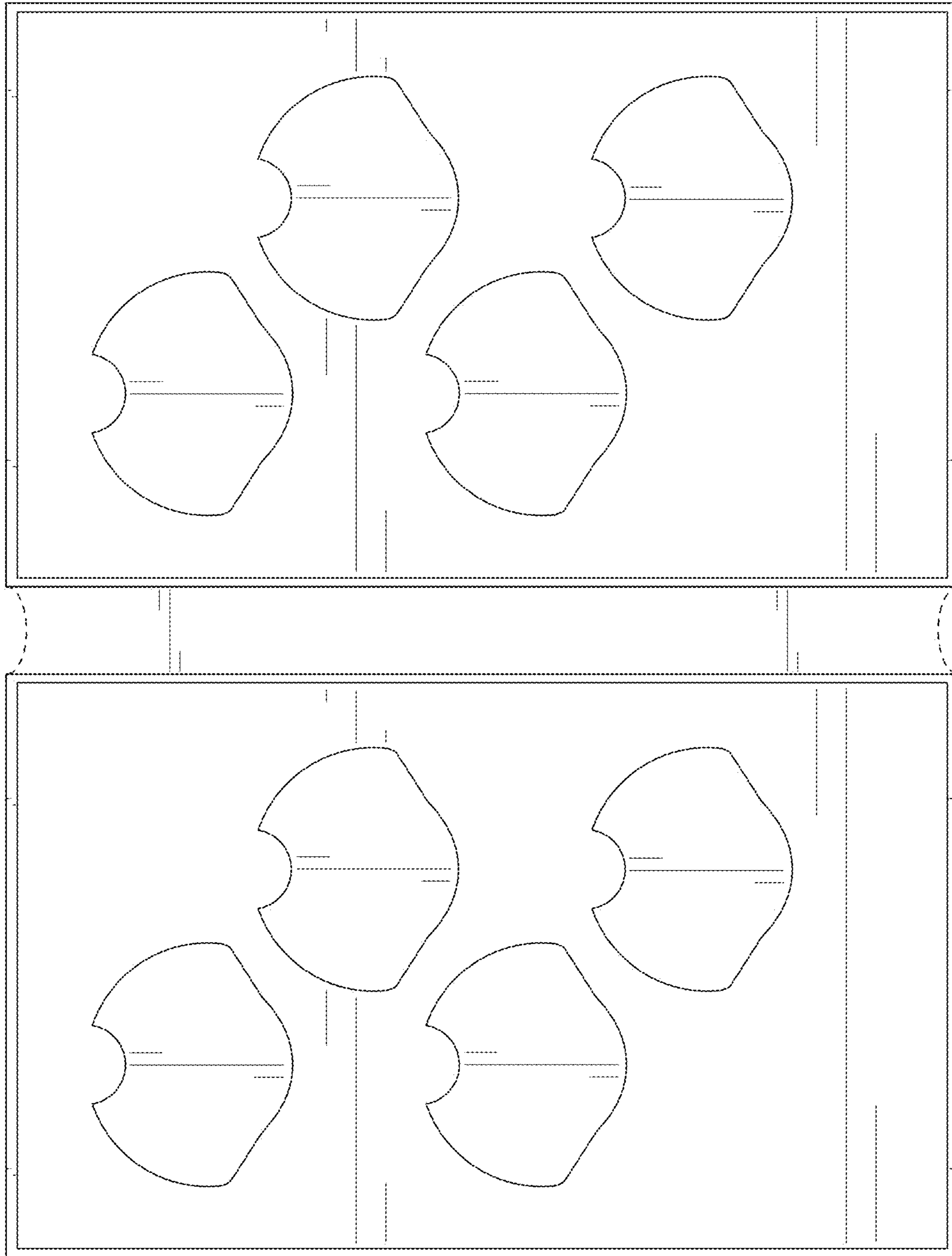


FIG. 8

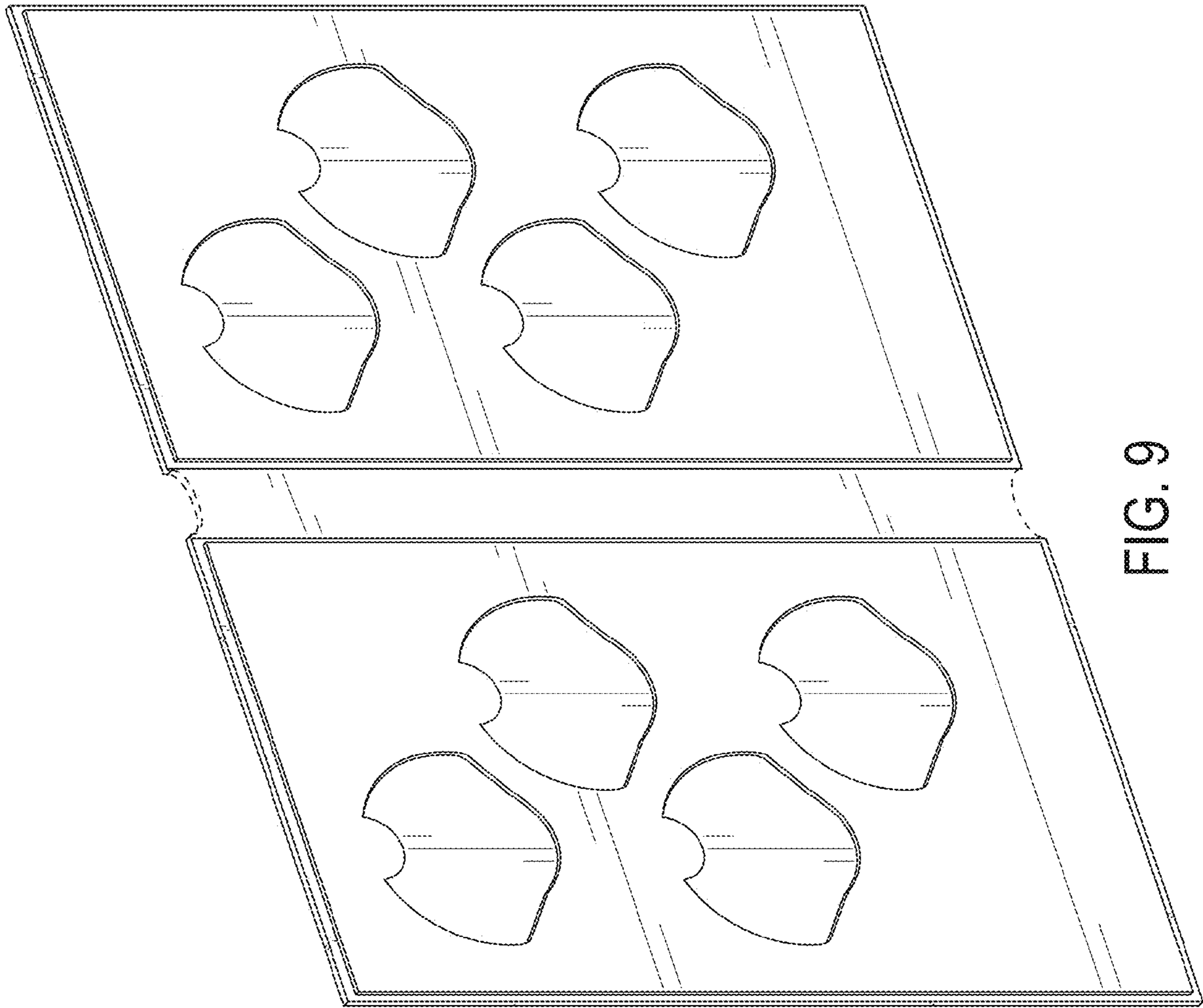


FIG. 9

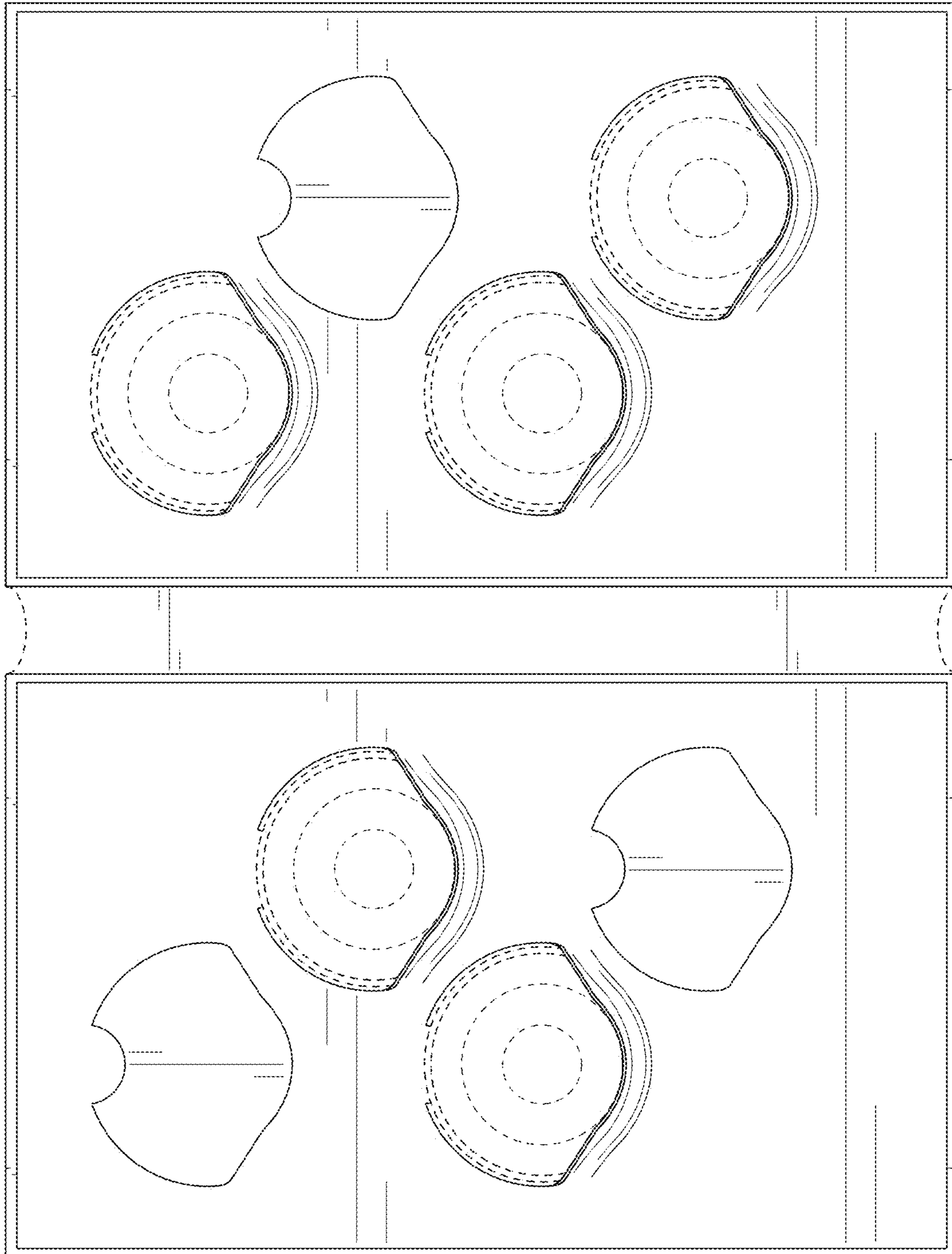


FIG. 10

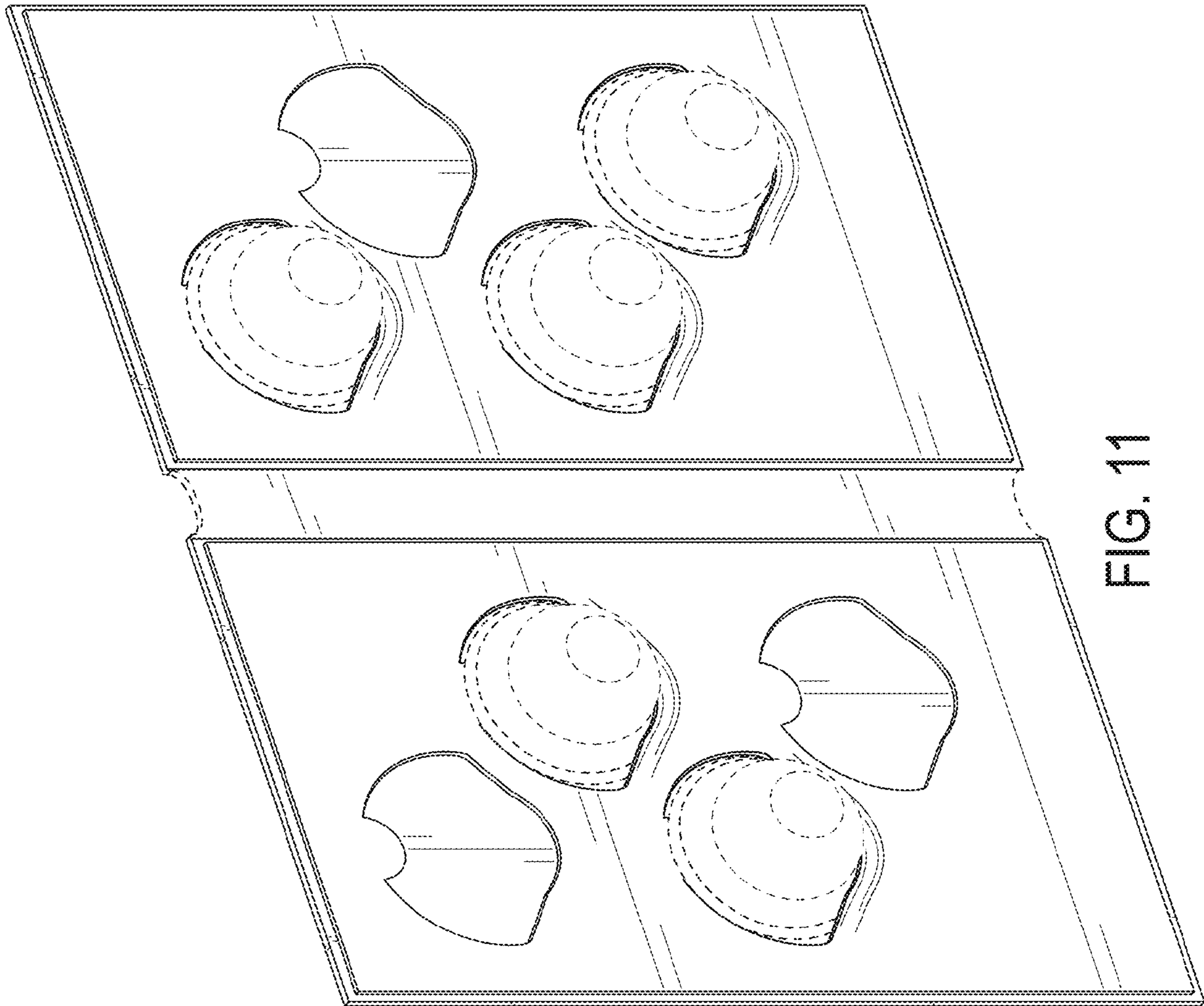


FIG. 11

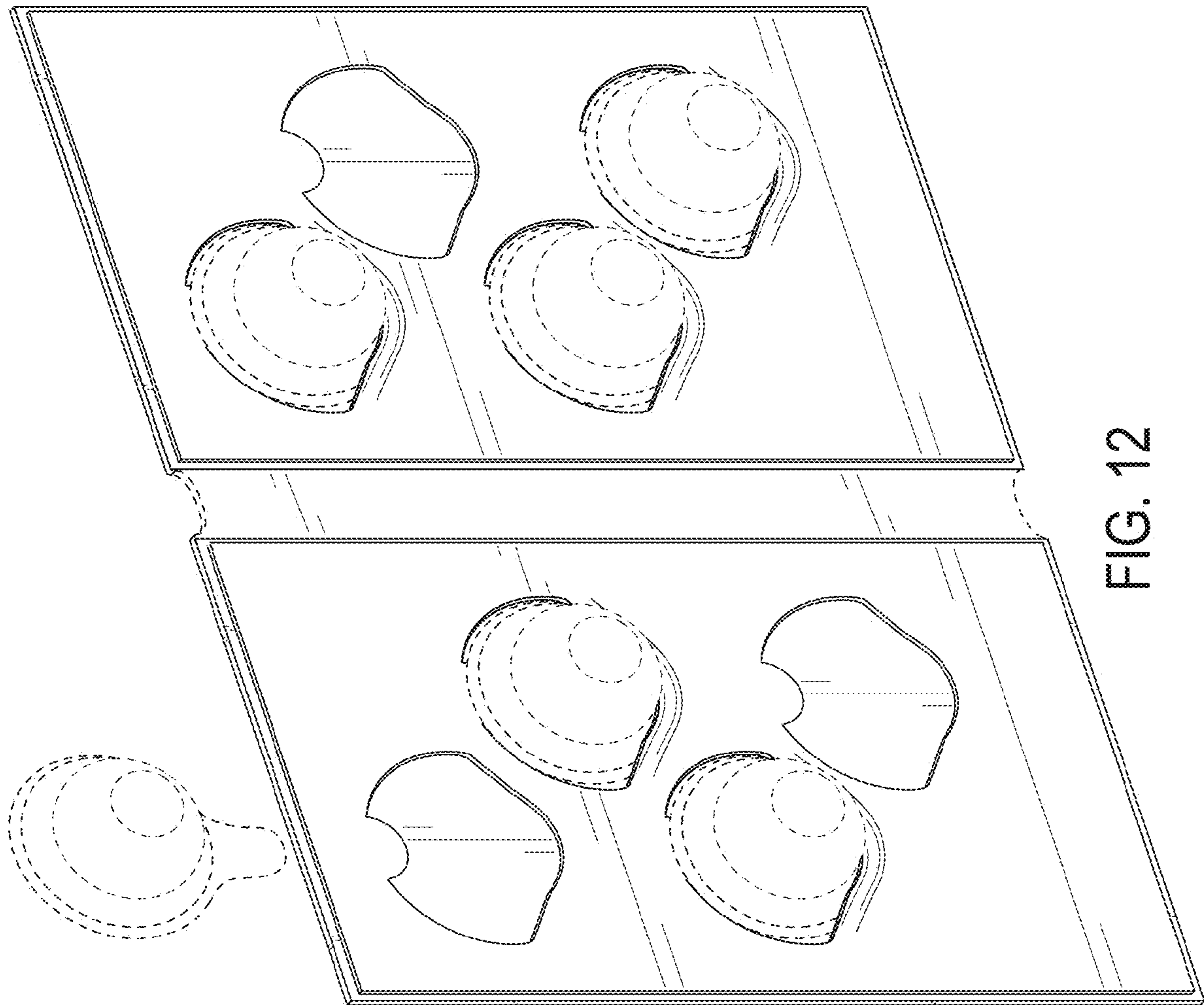


FIG. 12