



US00D984272S

(12) **United States Design Patent**
Wayman

(10) **Patent No.:** **US D984,272 S**
(45) **Date of Patent:** **** Apr. 25, 2023**

- (54) **DISPENSING CONTAINER**
- (71) Applicant: **Shimmy Products LLC**, Boston, MA (US)
- (72) Inventor: **Ashley Wayman**, Chestnut Hill, MA (US)
- (73) Assignee: **SHIMMY PRODUCTS LLC**, Boston, MA (US)
- (**) Term: **15 Years**
- (21) Appl. No.: **29/806,800**
- (22) Filed: **Sep. 7, 2021**
- (51) **LOC (14) Cl.** **09-01**
- (52) **U.S. Cl.**
USPC **D9/552**
- (58) **Field of Classification Search**
USPC D9/500, 503, 504, 549, 417, 552, 529
CPC B65D 83/0409
See application file for complete search history.

D541,161 S 4/2007 Ames
D558,051 S * 12/2007 Born D9/424
D560,360 S * 1/2008 Raile D3/265
(Continued)

OTHER PUBLICATIONS

ShimmyGo, available Mar. 1, 2022, [online], [site visited Jan. 20, 2023]. Available from internet, URL: <https://getshimmy.com/products/shimmy-go> (Year: 2022).*

(Continued)

Primary Examiner — W. A. Teddy Falloway
Assistant Examiner — Amanda Kay Birdwell
(74) *Attorney, Agent, or Firm* — ArentFox Schiff LLP

(57) **CLAIM**

The ornamental design for a dispensing container, as shown and described.

DESCRIPTION

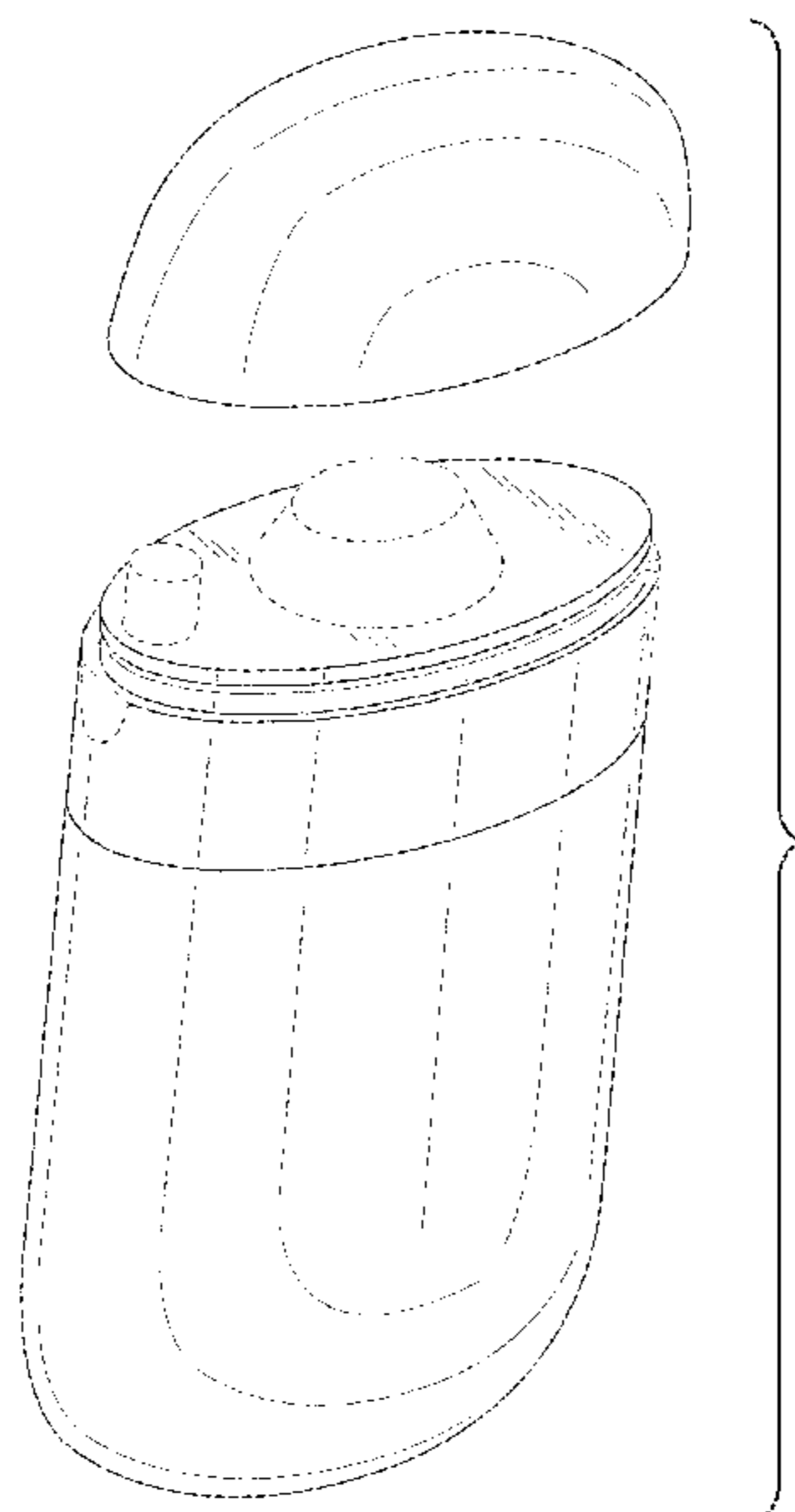
FIG. 1 is a top front left perspective view of a dispensing container in a closed state showing my new design; FIG. 2 is a front view of the design shown in FIG. 1; FIG. 3 is a rear view of the design shown in FIG. 1; FIG. 4 is a left side view of the design shown in FIG. 1; FIG. 5 is a right side view of the design shown in FIG. 1; FIG. 6 is a top view of the design shown in FIG. 1; FIG. 7 is a bottom view of the design shown in FIG. 1; FIG. 8 is a top front left perspective view of a dispensing container in an exploded state showing my new design; FIG. 9 is a front view of the design shown in FIG. 8; FIG. 10 is a rear view of the design shown in FIG. 8; FIG. 11 is a left side view of the design shown in FIG. 8; FIG. 12 is a right side view of the design shown in FIG. 8; FIG. 13 is a top view of the design shown in FIG. 8; and, FIG. 14 is a bottom view of the design shown in FIG. 8. The broken lines shown in the figures are included for the purpose of illustrating portions of the dispensing container and form no part of the claimed design.

(56) **References Cited**

U.S. PATENT DOCUMENTS

D239,160 S *	3/1976	Giberstein et al.	D9/426
D281,861 S *	12/1985	Jones	D9/542
D305,300 S *	1/1990	Kraft	D9/542
D310,480 S *	9/1990	Geiger	D9/689
D396,747 S *	8/1998	Cheung	D3/265
D422,139 S *	4/2000	Meikle	D3/268
D425,299 S *	5/2000	Charbonneau	D3/265
D430,279 S *	8/2000	Bunce	D23/366
D438,459 S *	3/2001	Holthaus	D9/728
6,386,778 B1 *	5/2002	Guay	A45D 33/02 401/47
D462,431 S *	9/2002	Bunce	D23/366
D476,897 S *	7/2003	Brozell	D9/521
D484,806 S *	1/2004	Cummings	D9/558
D528,012 S *	9/2006	Snyder	D9/557

1 Claim, 14 Drawing Sheets



(56)

References Cited

U.S. PATENT DOCUMENTS

D568,736 S * 5/2008 Born D9/414
 D576,494 S 9/2008 Bakie
 D618,114 S 6/2010 Lee et al.
 D637,647 S * 5/2011 Allison D19/73
 D639,664 S * 6/2011 Thorpe D9/521
 D642,472 S 8/2011 Concin et al.
 D643,294 S * 8/2011 Thorpe D9/521
 D646,574 S * 10/2011 Bore D9/549
 D656,831 S 4/2012 Thorpe et al.
 D672,642 S * 12/2012 Supranowicz D9/420
 D673,455 S 1/2013 Lachery et al.
 D691,049 S 10/2013 Blasko et al.
 D708,784 S 7/2014 Kim
 D718,142 S 11/2014 Son
 D720,622 S 1/2015 Gelov
 D723,375 S 3/2015 Brune et al.
 D739,750 S 9/2015 Luijendijk
 D740,669 S 10/2015 De Vries et al.
 D740,671 S 10/2015 De Vries et al.
 D744,342 S 12/2015 Blasko et al.
 D749,955 S 2/2016 Staten et al.
 D752,442 S * 3/2016 O'Donahue D9/558
 D767,402 S * 9/2016 Bhattacharyya D9/563
 D775,414 S * 12/2016 Ampolini D27/186
 D775,951 S 1/2017 Wang

D784,162 S 4/2017 Villarreal et al.
 D794,464 S 8/2017 Graenitz
 D804,314 S 12/2017 Jeong
 D809,395 S 2/2018 Allesio et al.
 D830,836 S 10/2018 Keller
 D846,396 S 4/2019 Robling et al.
 D847,659 S 5/2019 Suzuki
 D848,270 S 5/2019 Wilkins et al.
 D848,272 S 5/2019 Wilkins et al.
 D848,273 S 5/2019 Wilkins et al.
 D850,265 S 6/2019 Robling et al.
 D860,795 S 9/2019 McGreevy
 D860,798 S 9/2019 McGreevy
 D867,899 S 11/2019 Jun et al.
 D872,580 S 1/2020 Baranes
 D920,804 S * 6/2021 Davis D9/686
 2009/0223989 A1 * 9/2009 Gelardi B65D 83/0409
 221/154

OTHER PUBLICATIONS

ShimmyGoHandSanitizerDispenser, available Mar. 1, 2022, [online],
 [site visited Jan. 20, 2023]. Available from internet, URL: <https://www.amazon.com/Shimmy-Hand-Sanitizer-Dispenser-Refillable/dp/B09TRZRFF8> (Year: 2022).*

* cited by examiner

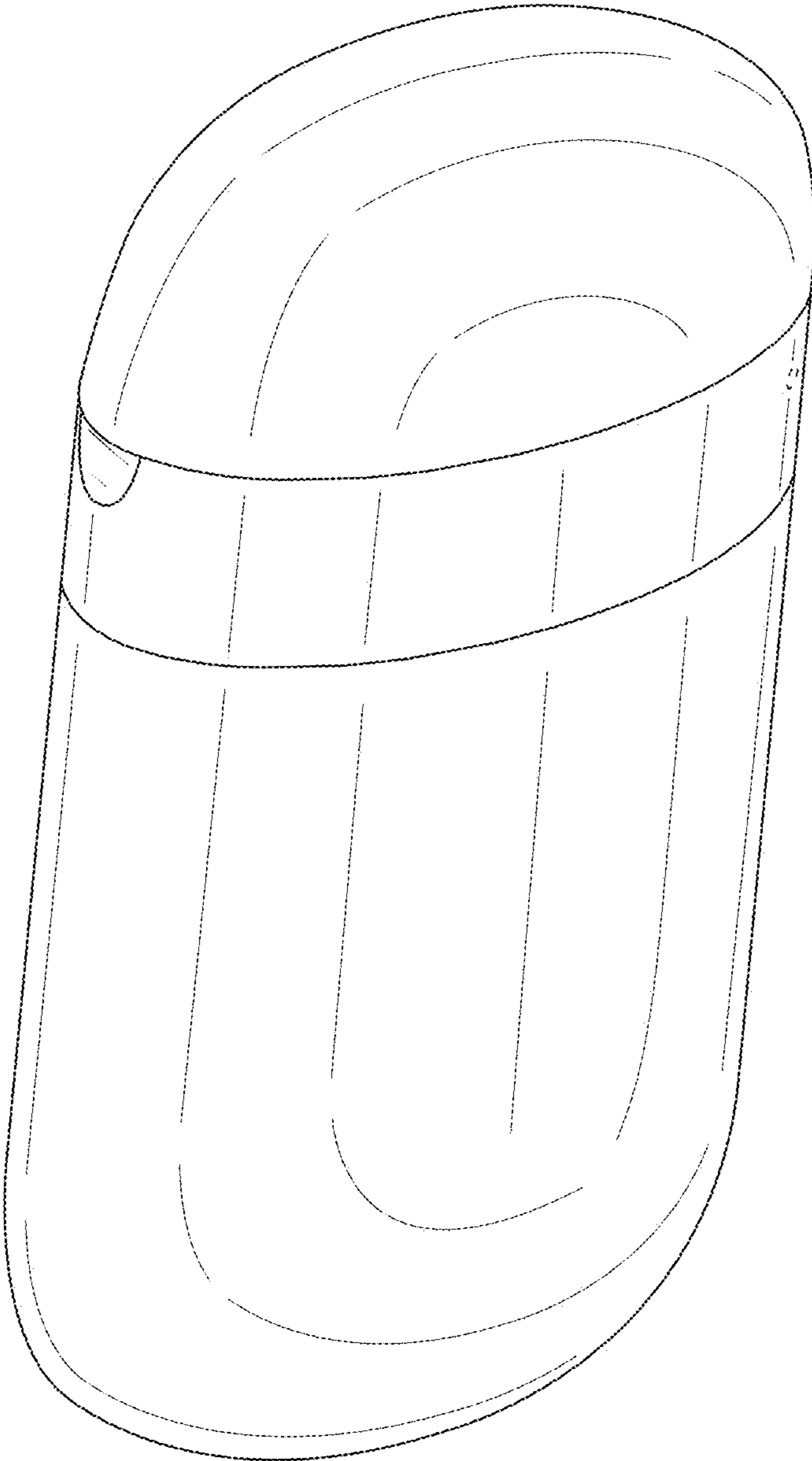


FIG. 1

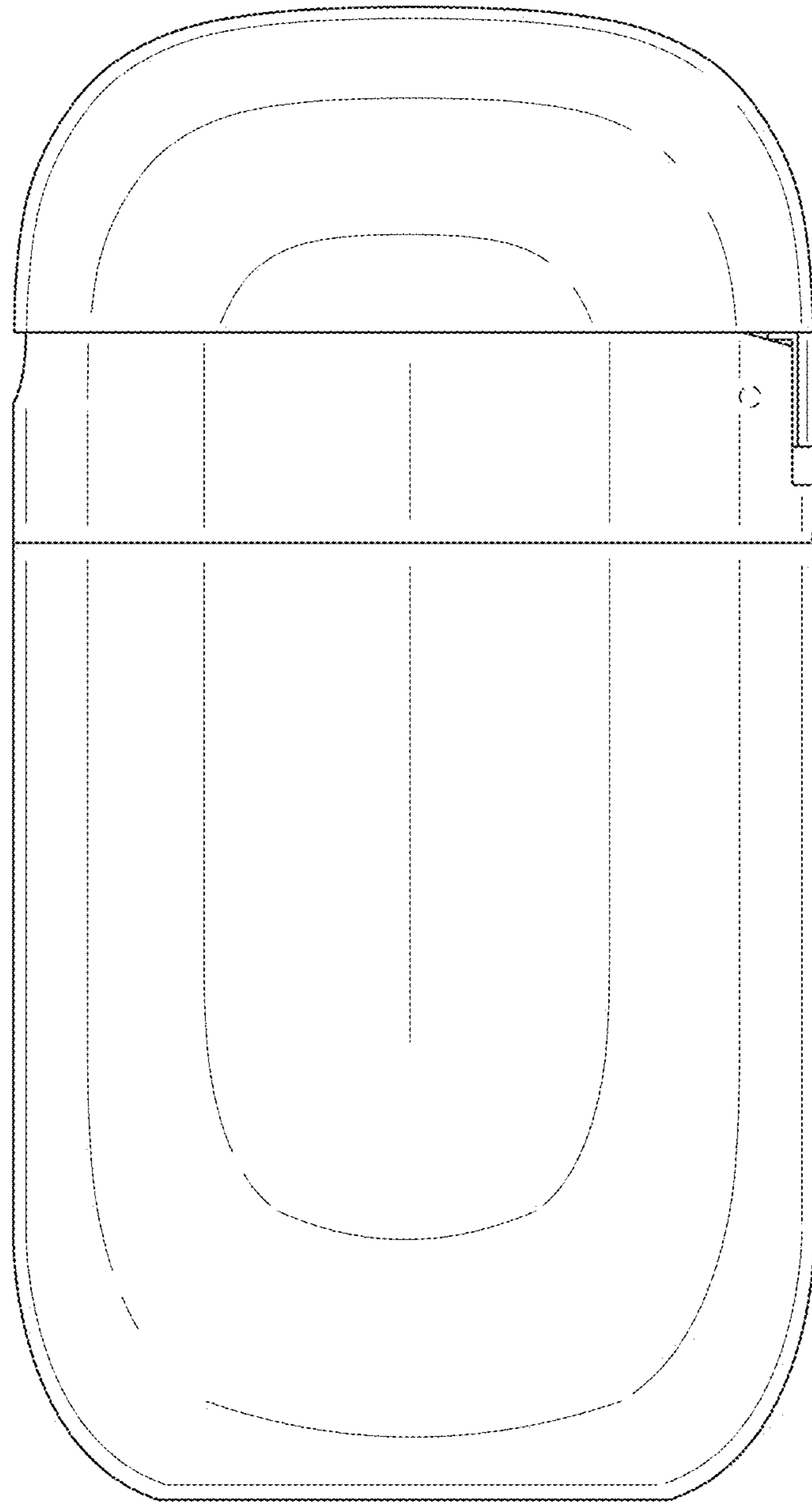


FIG. 2

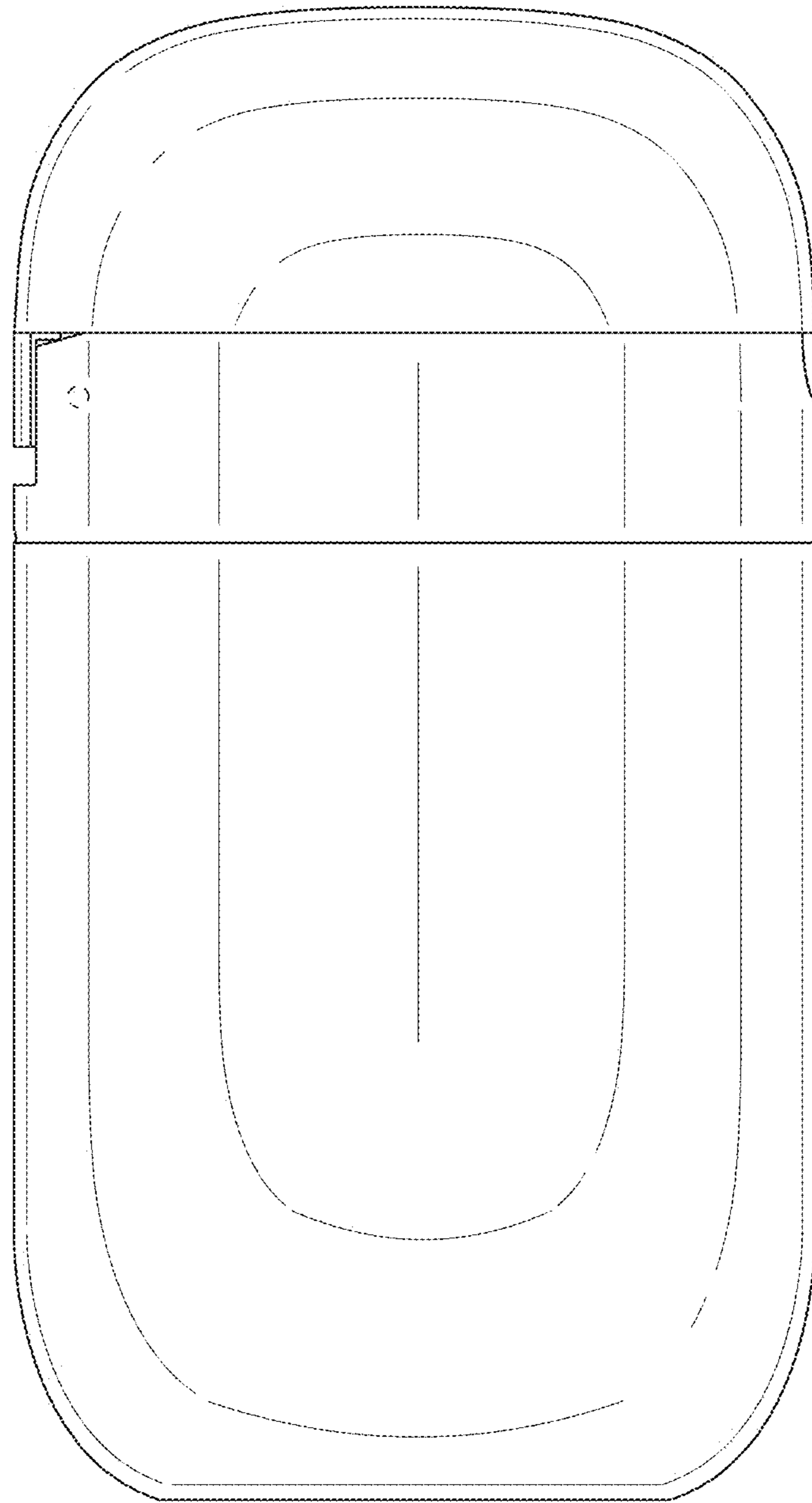


FIG. 3




FIG. 4

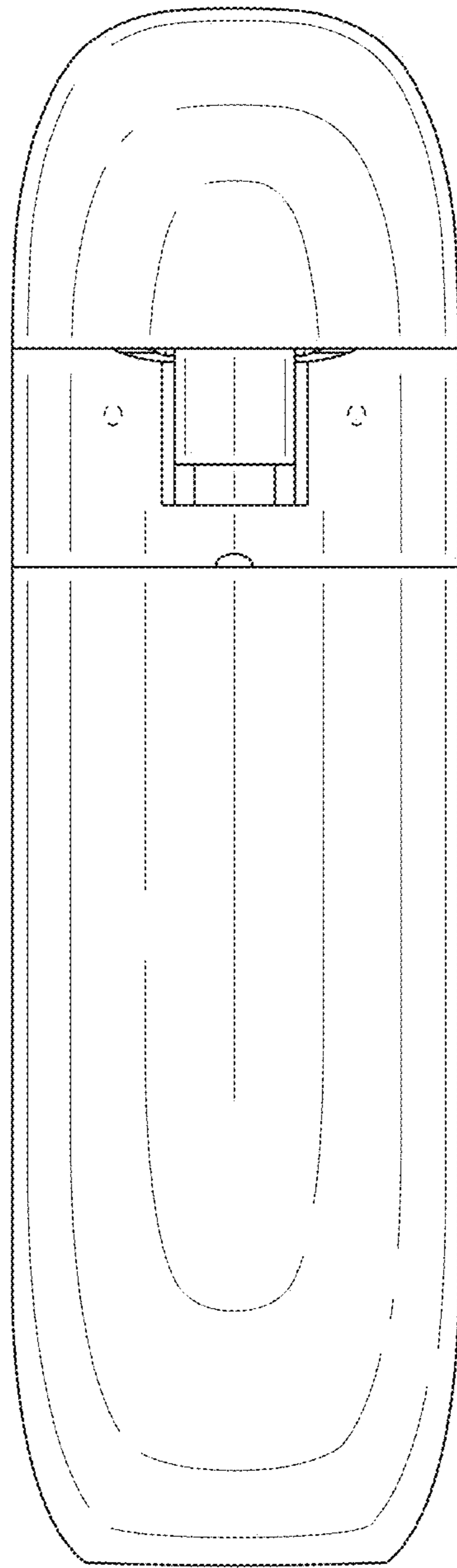


FIG. 5

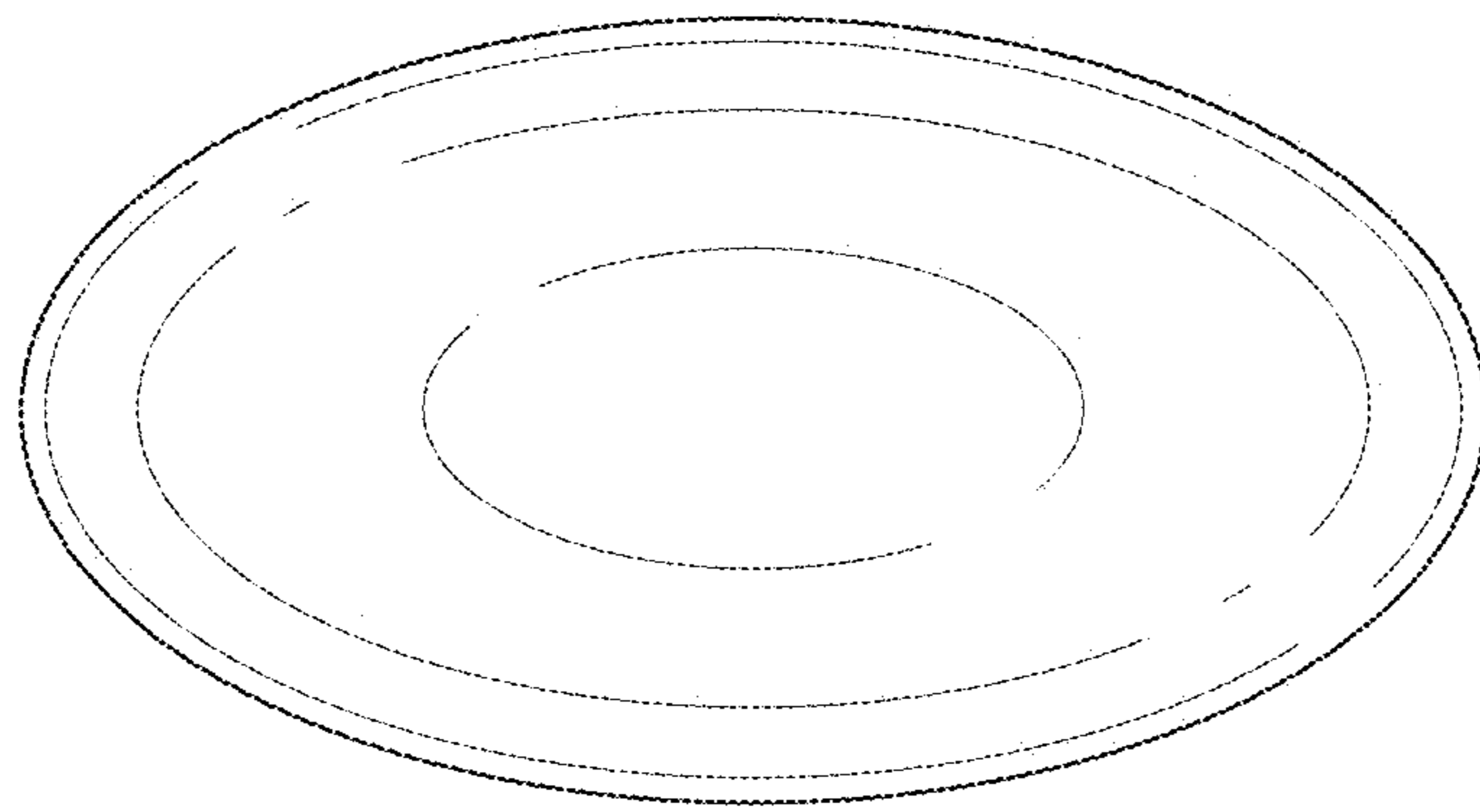


FIG. 6

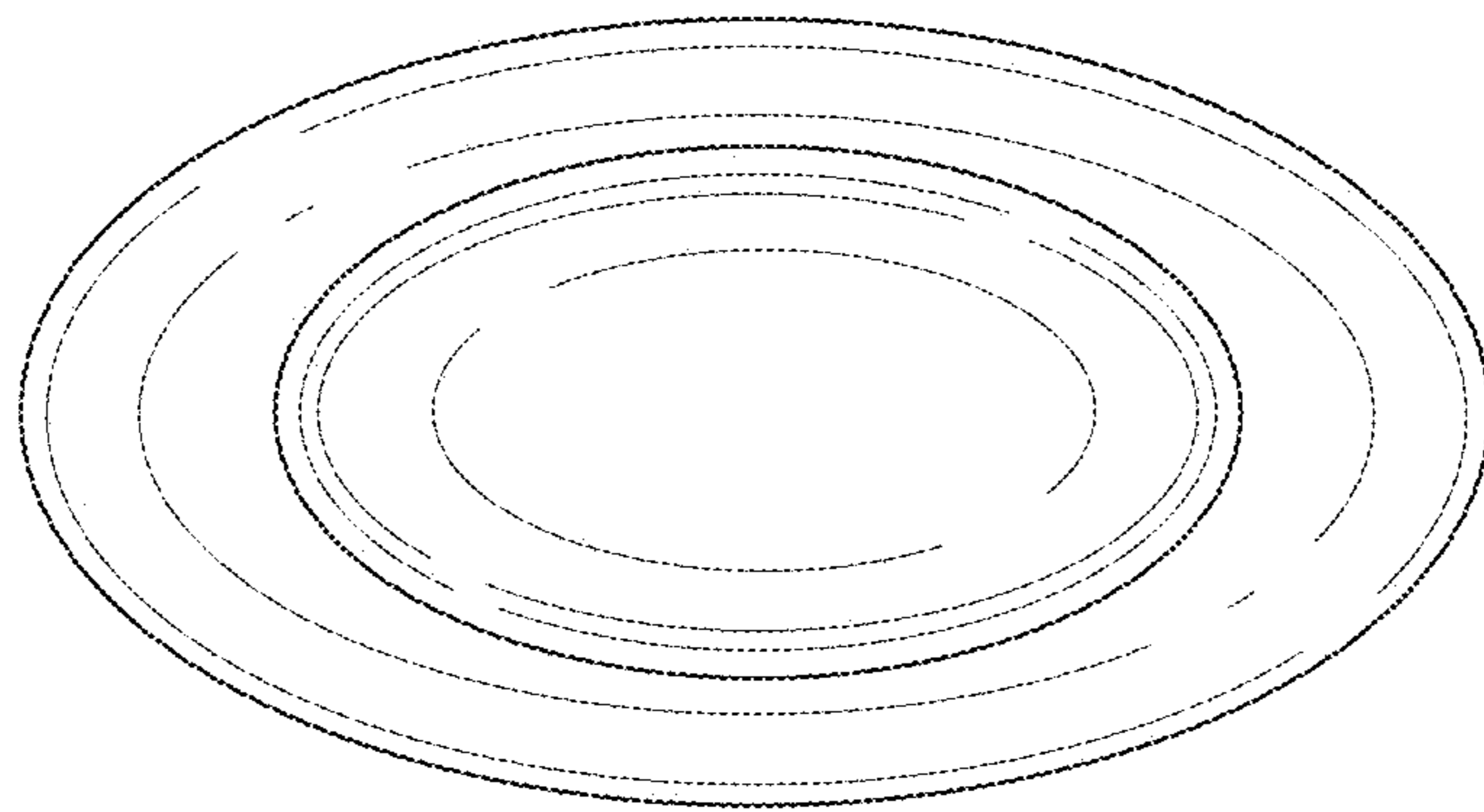


FIG. 7




FIG. 8

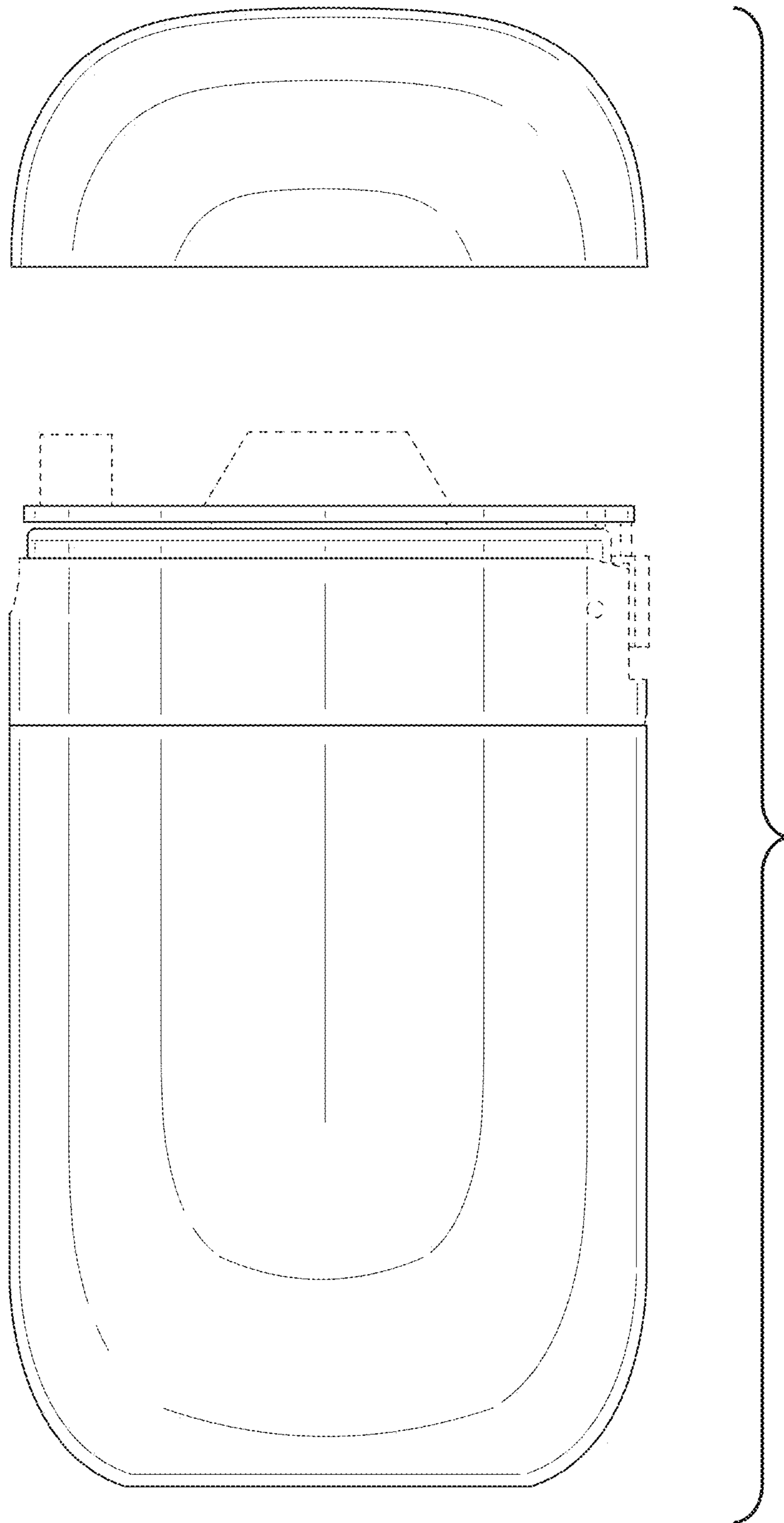


FIG. 9

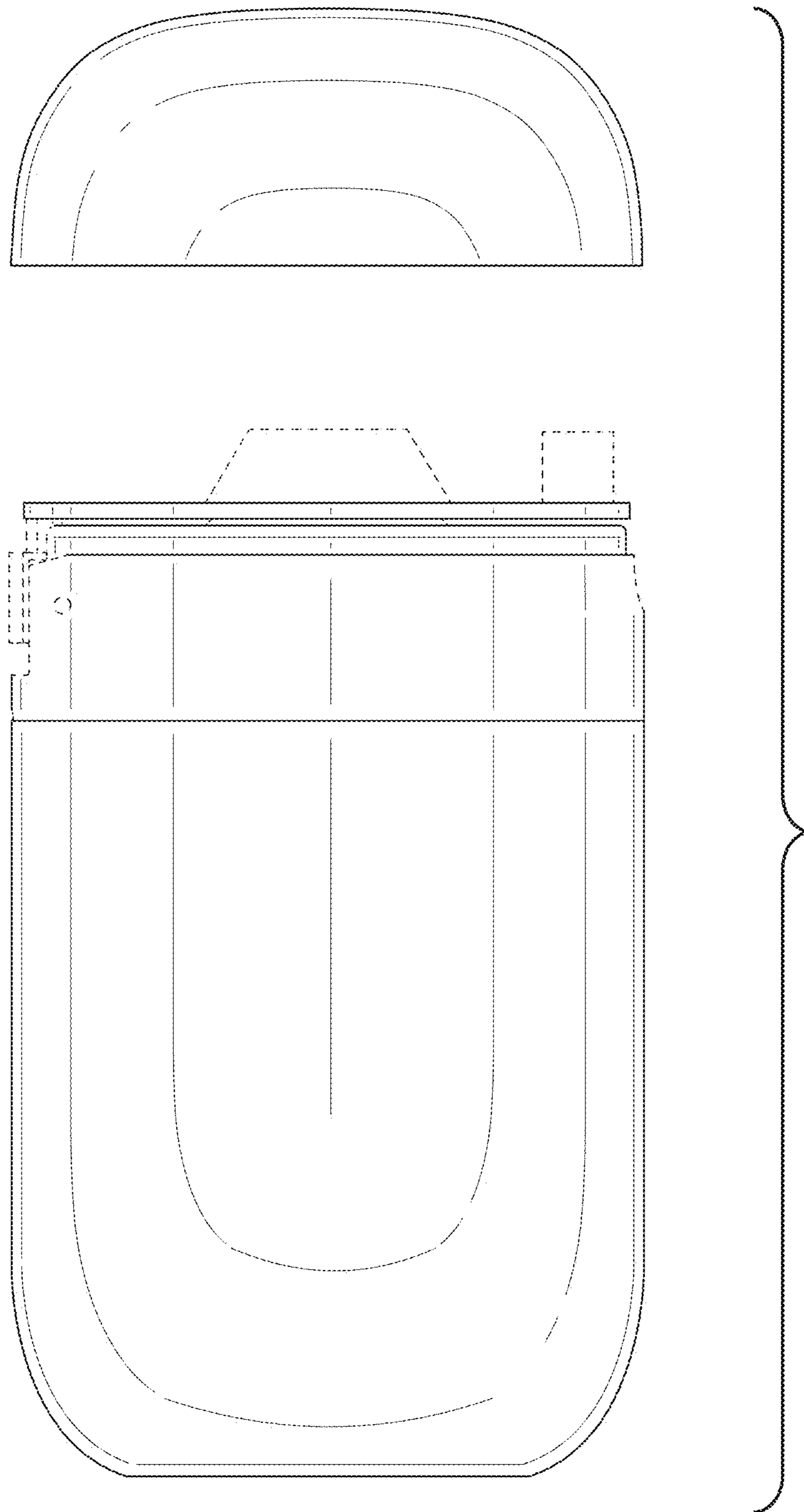


FIG. 10

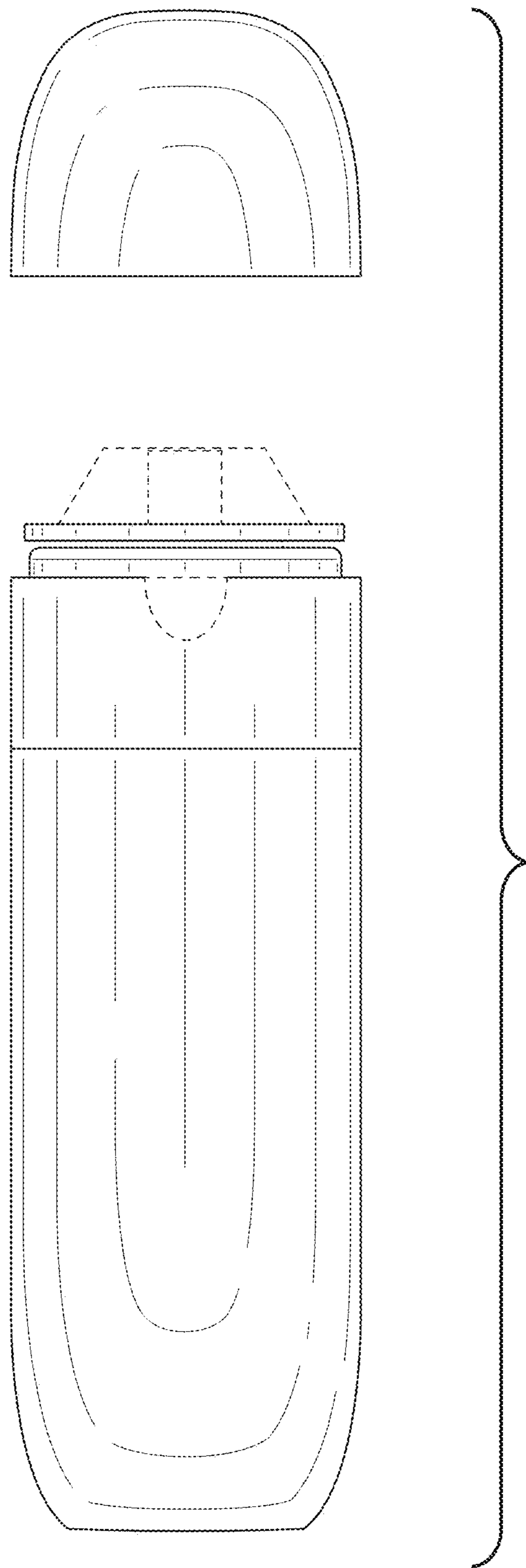


FIG. 11

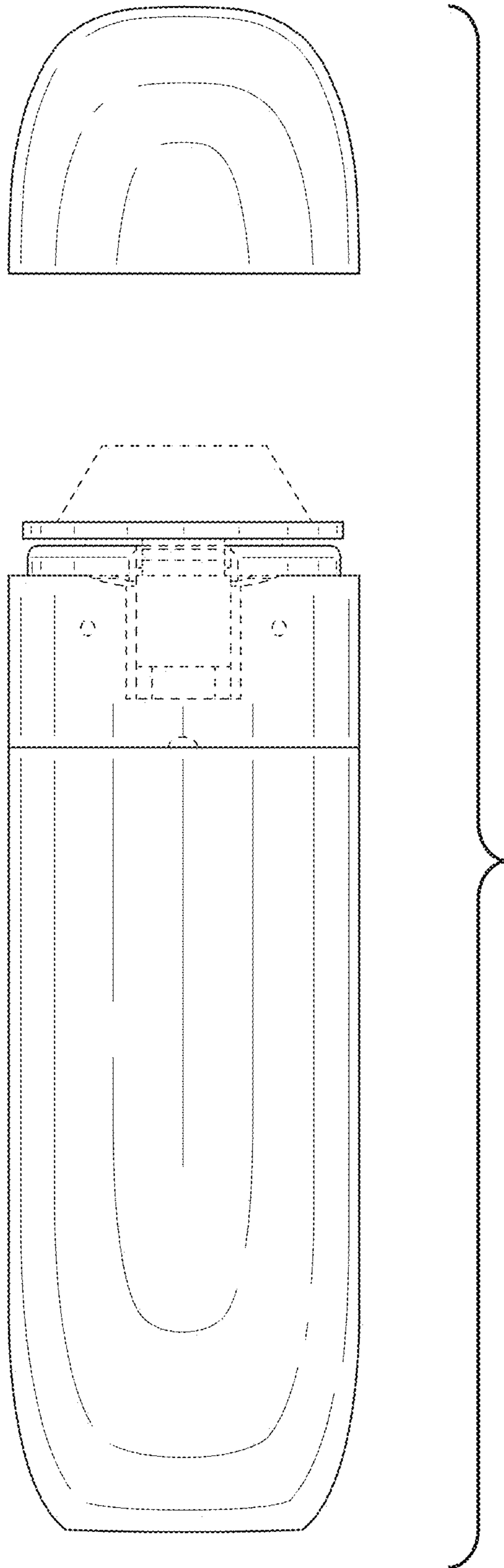


FIG. 12

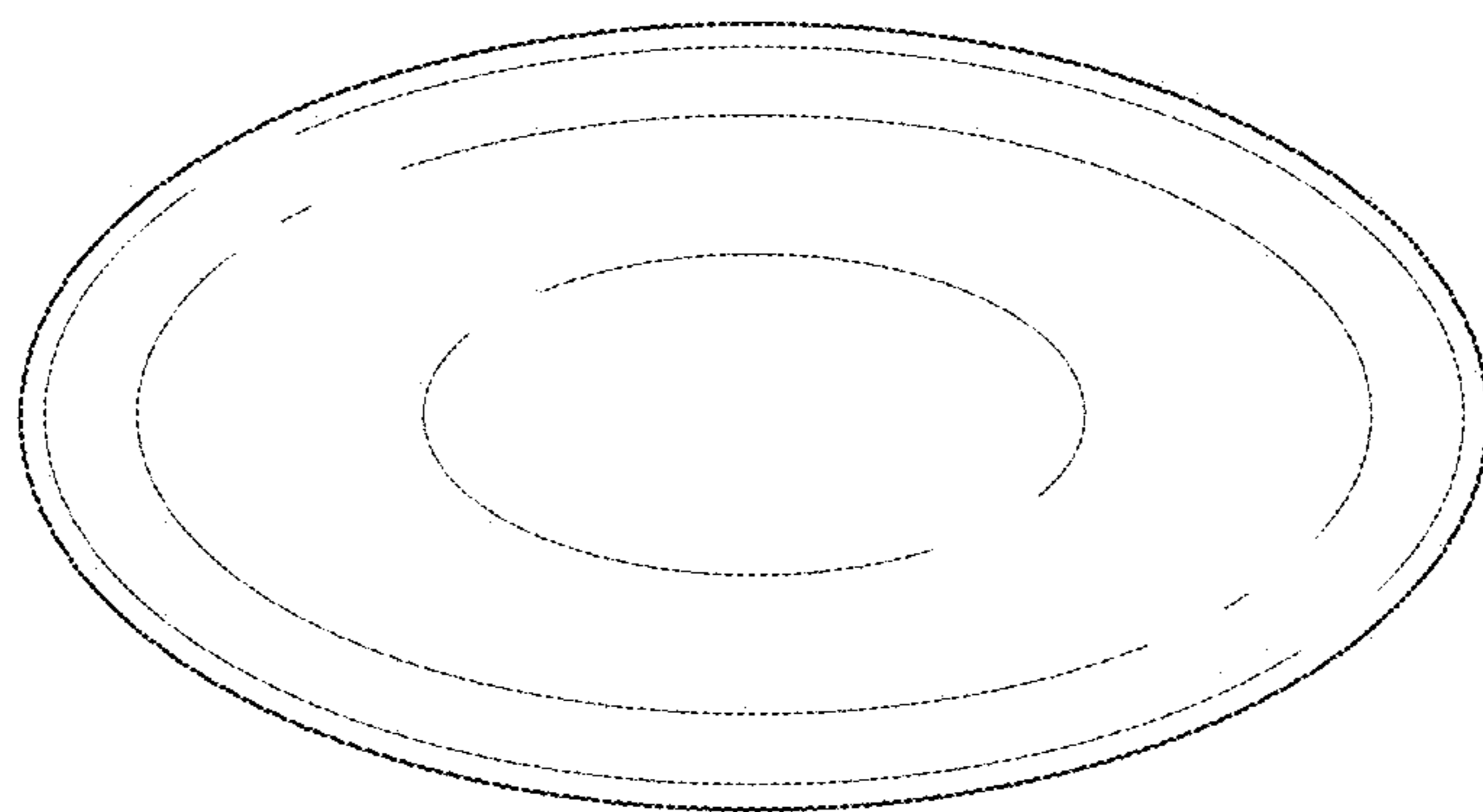


FIG. 13

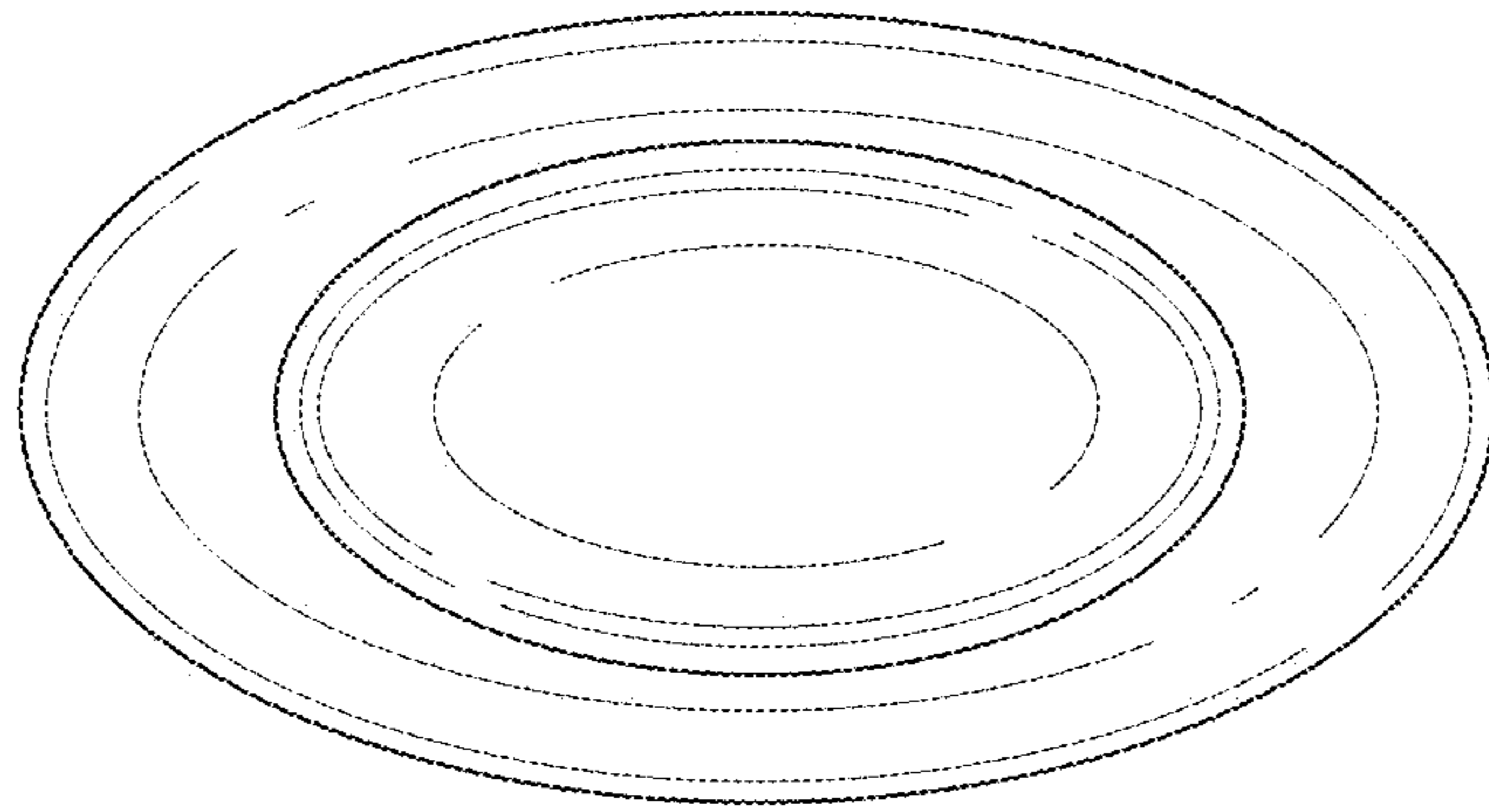


FIG. 14