



US00D984251S

(12) **United States Design Patent** (10) **Patent No.:** **US D984,251 S**
Xu (45) **Date of Patent:** **** Apr. 25, 2023**

(54) **CHAIR LEG COVER**

(71) Applicant: **Feifei Xu**, Shenzhen (CN)

(72) Inventor: **Feifei Xu**, Shenzhen (CN)

(**) Term: **15 Years**

(21) Appl. No.: **29/807,491**

(22) Filed: **Sep. 13, 2021**

(51) **LOC (14) Cl.** **08-11**

(52) **U.S. Cl.**
USPC **D8/374**

(58) **Field of Classification Search**
USPC D8/15-16, 19-20, 72-74, 300, 303,
D8/306-308, 313, 315, 321, 349-350,
D8/354-355, 373-378, 363, 382-383,
D8/387, 393, 61, 88-89, 14, 367-370;
D7/388, 701; D21/679
CPC A47B 91/12; A47B 91/04; A47C 7/002;
A47C 7/50; A47C 7/62
See application file for complete search history.

(56) **References Cited**

U.S. PATENT DOCUMENTS

D400,088 S	*	10/1998	Hurrie	D8/374
D404,992 S	*	2/1999	Sittig	D8/374
D463,732 S	*	10/2002	MacDonald	D8/374
D467,341 S	*	12/2002	Meyer	D6/601
D482,264 S	*	11/2003	Shiffler	D8/374
D486,726 S		2/2004	Bushey		
D488,711 S	*	4/2004	Heisey	D8/374
D492,190 S	*	6/2004	Howe	D8/374
D493,095 S	*	7/2004	Sittig	D8/374
D497,307 S	*	10/2004	Heisey	D8/374
D498,412 S	*	11/2004	Pehta	D8/374
D513,169 S		12/2005	Bushey		
D513,583 S		1/2006	Chase		
D649,442 S		11/2011	Gardner		
D652,712 S	*	1/2012	Bushey	D8/374
D660,136 S		5/2012	Jarowenko		
D715,628 S		10/2014	Meyers		

D728,353 S		5/2015	Sharratt		
D741,156 S	*	10/2015	LaFlair, Sr.	D8/374
D774,384 S		12/2016	Dombkova		
D789,186 S	*	6/2017	Sakai	D8/374
D793,211 S	*	8/2017	Exley	D8/374
D890,598 S	*	7/2020	Chase	D8/374
D891,234 S	*	7/2020	Logar	D8/374
D955,209 S	*	6/2022	De Bruin	D8/374
2014/0197296 A1	*	7/2014	Jones	A47B 91/12 248/346.11

FOREIGN PATENT DOCUMENTS

GB 6158139 * 9/2021

OTHER PUBLICATIONS

Silicone Chair Leg Floor Protectors, Date Visited: Sep. 6, 2022, Amazon, Date Available: Dec. 9, 2020, <https://www.amazon.com/Silicone-Protectors-Furniture-Protection-Hardwood/dp/B08NJBBF8?th=1> (Year: 2020).*

* cited by examiner

Primary Examiner — Karen S Acker

Assistant Examiner — Elizabeth S Ko

(74) *Attorney, Agent, or Firm* — Rumit Ranjit Kanakia


(57) **CLAIM**

The ornamental design for a chair leg cover, as shown and described.

DESCRIPTION

FIG. 1 is a front elevational view of a chair leg cover showing my new design;
FIG. 2 is a left side view thereof;
FIG. 3 is a top plan view thereof;
FIG. 4 is a bottom plan view thereof; and,
FIG. 5 is a perspective view of a chair leg cover of FIG. 1. The oblique line shading used in the drawings indicates that the surfaces of the chair leg cover are transparent.

1 Claim, 5 Drawing Sheets






FIG. 1

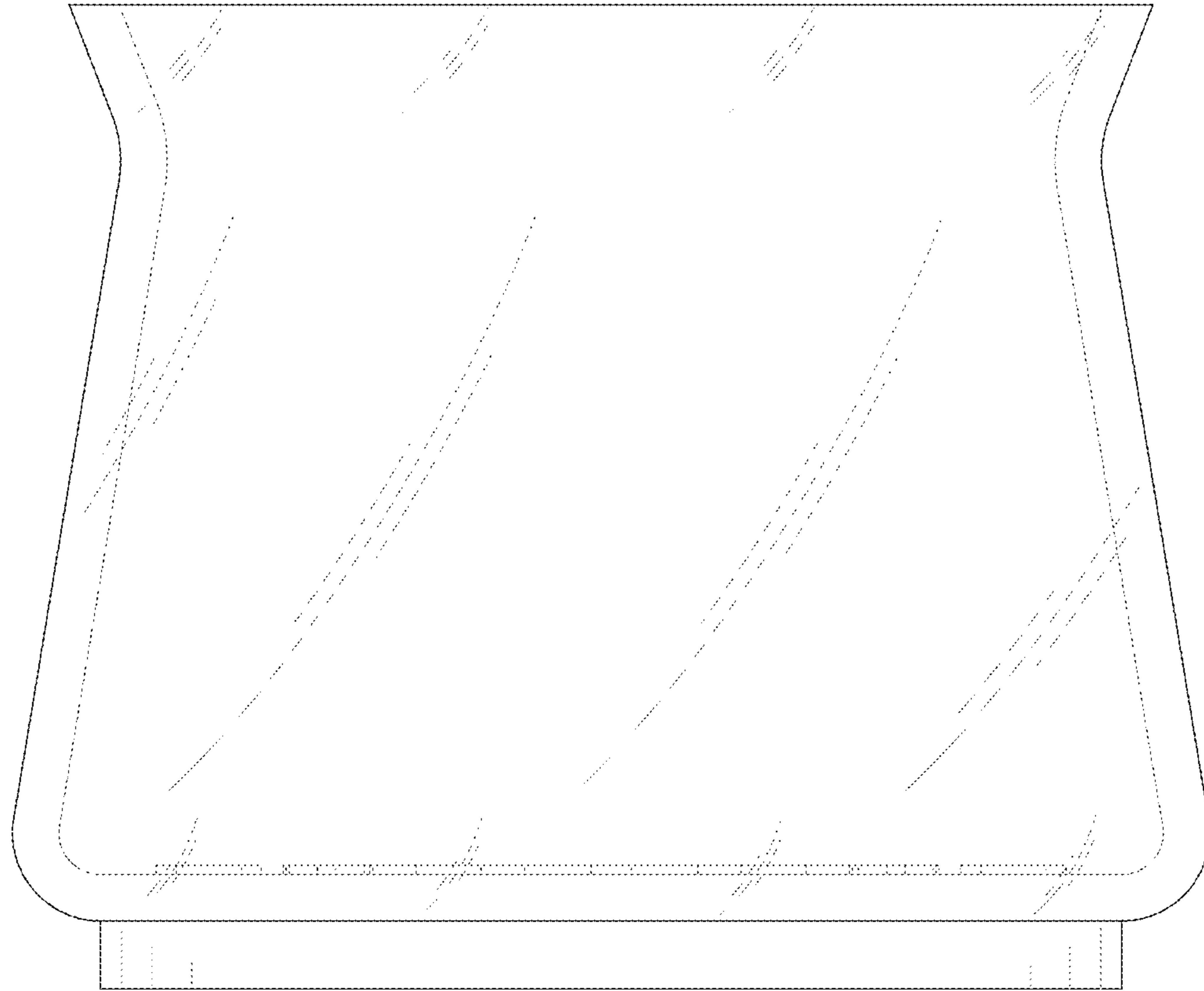


FIG. 2

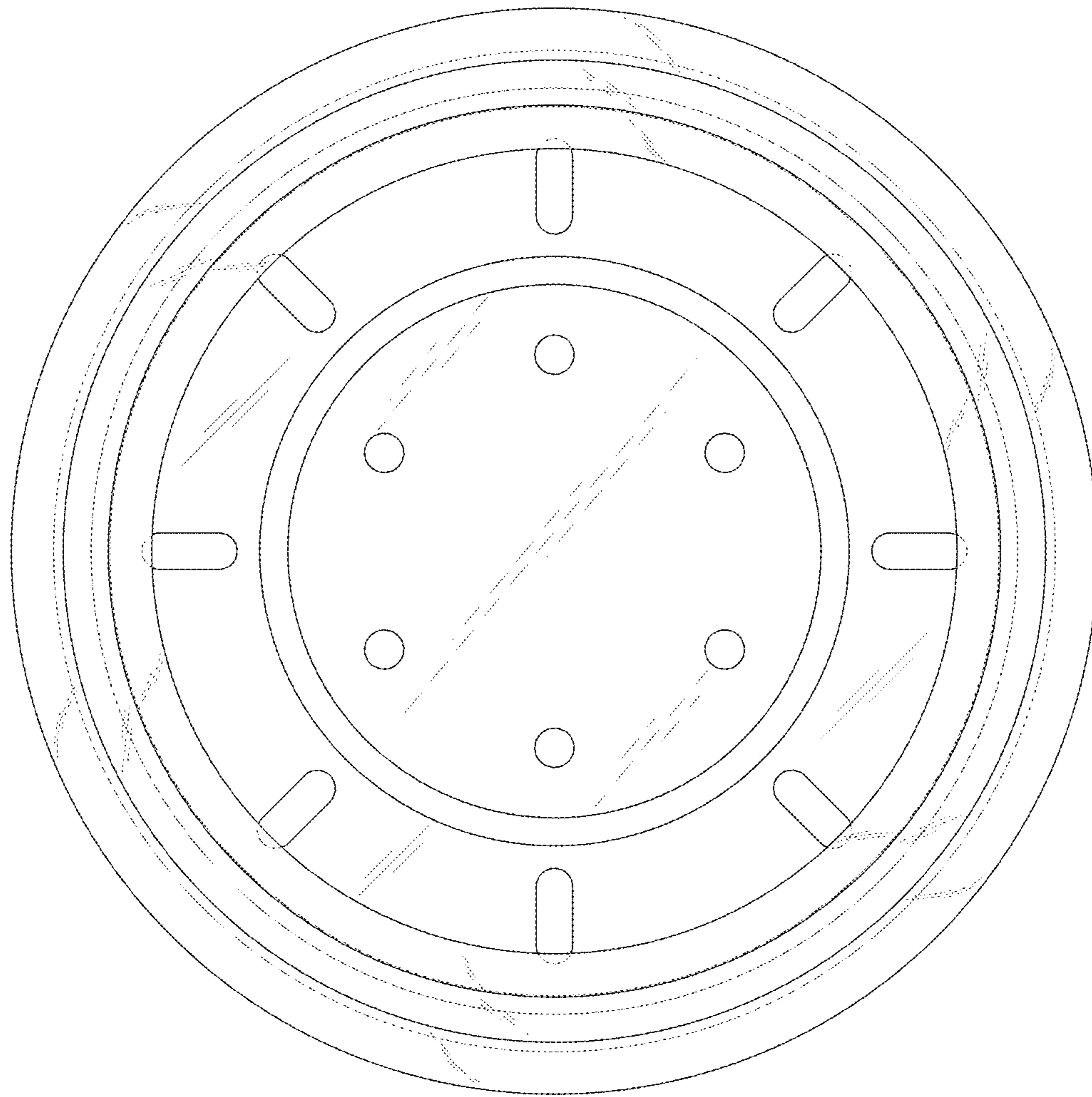


FIG. 3




FIG. 4




FIG. 5