



US00D984243S

(12) **United States Design Patent**
Warren

(10) **Patent No.:** **US D984,243 S**

(45) **Date of Patent:** **** Apr. 25, 2023**

(54) **BRAZED REBAR GABION FAÇADE**

(71) Applicant: **Dan Warren**, Tahoe Vista, CA (US)

(72) Inventor: **Dan Warren**, Tahoe Vista, CA (US)

(**) Term: **15 Years**

(21) Appl. No.: **29/692,278**

(22) Filed: **May 23, 2019**

(51) **LOC (14) Cl.** **08-05**

(52) **U.S. Cl.**

USPC **D8/354**

(58) **Field of Classification Search**

USPC D25/199; D8/354, 356, 371, 394-396,
D8/499, 53, 100, 365

CPC E04C 5/166; E04C 5/168; E04C 5/167

See application file for complete search history.

(56) **References Cited**

U.S. PATENT DOCUMENTS

3,338,018	A *	8/1967	Mess, Jr.	E04C 5/18 52/687
5,076,735	A *	12/1991	Hilfiker	E02D 29/0208 405/262
D355,582	S *	2/1995	Sleight	D8/380
5,699,642	A *	12/1997	McDevitt, Jr.	E04C 5/162 403/392
D526,188	S *	8/2006	Minor	D8/396
D534,418	S *	1/2007	Minor	D8/396
7,959,125	B1 *	6/2011	Coleman	E04G 17/12 249/34
9,057,168	B1 *	6/2015	Dugan, Jr.	E02B 7/20
9,534,350	B2	1/2017	Heselden	
10,112,325	B2 *	10/2018	Goss	B29C 39/10
11,319,707	B1 *	5/2022	Ayres	E04C 5/167
2002/0194809	A1 *	12/2002	Schulze	E04C 5/166 52/712
2003/0183742	A1 *	10/2003	DeLoach, Sr.	E04C 2/384 249/18

2004/0040247	A1 *	3/2004	Morse	E04C 5/166 52/685
2006/0059841	A1 *	3/2006	Bennett	E04B 1/215 52/649.1
2009/0202308	A1 *	8/2009	Heselden	E02D 29/0208 405/273
2010/0024343	A1 *	2/2010	Eggermont	E02D 29/0208 52/648.1
2010/0111611	A1 *	5/2010	Olstad	E02D 29/0208 405/128.1
2012/0134756	A1 *	5/2012	Heselden	E02D 29/0216 405/273

(Continued)

Primary Examiner — Keli L Hill

Assistant Examiner — Harold E Blackwell, II

(74) *Attorney, Agent, or Firm* — Quickpatents, LLC;
Kevin Prince

(57) **CLAIM**

The ornamental design for a brazed rebar gabion façade, as shown and described.

DESCRIPTION

FIG. 1 is a perspective view of a brazed rebar gabion façade, showing my new design;

FIG. 2 is an enlarged perspective view thereof;

FIG. 3 is a front elevational view of FIG. 2;

FIG. 4 is a rear elevational view of FIG. 2;

FIG. 5 is a left-side elevational view of FIG. 2;

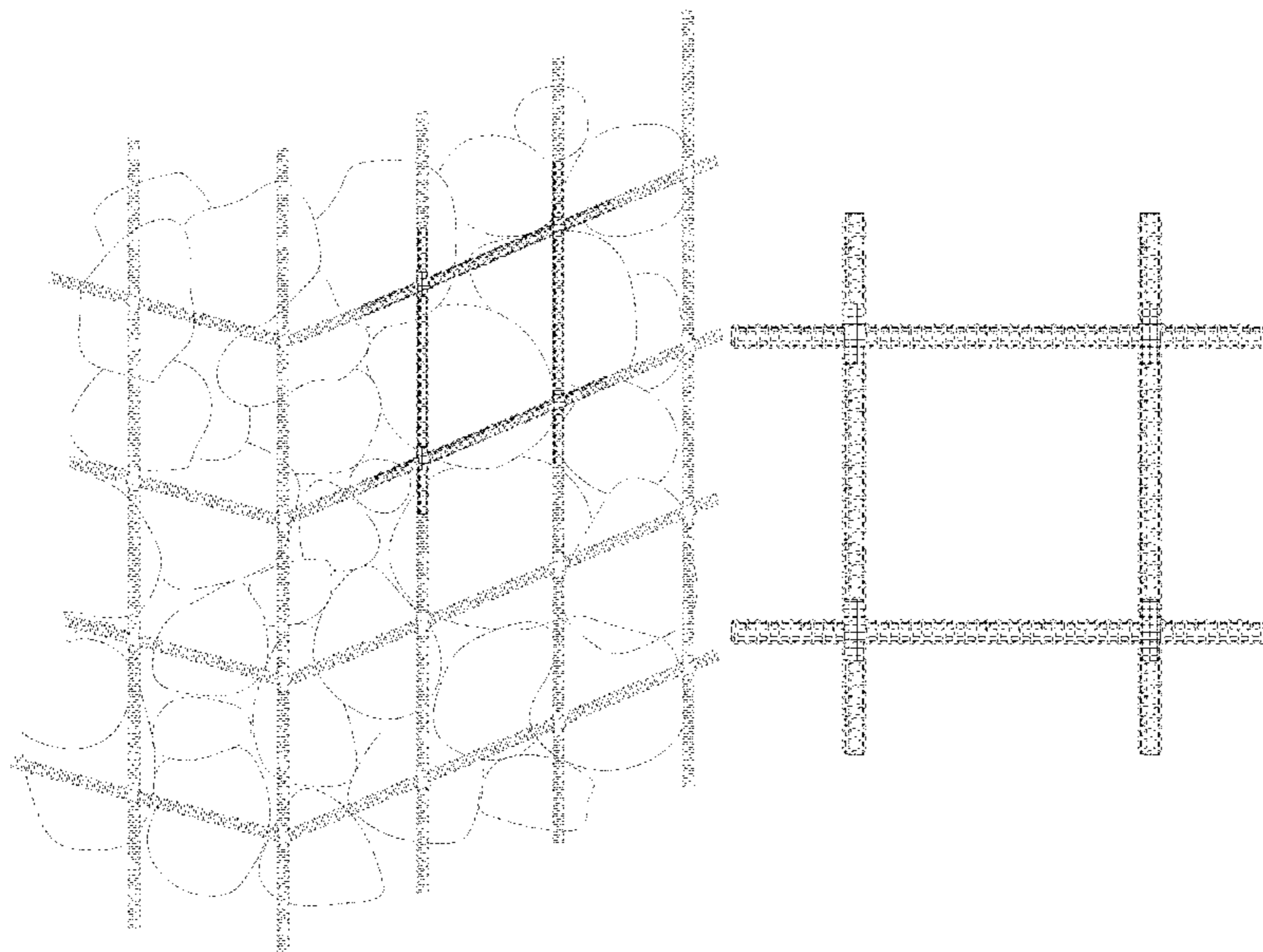
FIG. 6 is a right-side elevational view of FIG. 2;

FIG. 7 is a top plan view of FIG. 2; and,

FIG. 8 is a bottom plan view of FIG. 2.

The broken lines showing rocks in FIG. 1 depict environmental matter and form no part of the claimed design. The remaining broken lines depict portions of the brazed rebar gabion façade that form no part of the design. The welds shown at intersections of vertical and horizontal rebar are shaded to depict a bright contrasting golden color when compared with the rebar that is depicted by darker shading.

1 Claim, 4 Drawing Sheets



(56)

References Cited

U.S. PATENT DOCUMENTS

2012/0137598 A1* 6/2012 Chamoux E02D 31/004
52/173.1
2012/0317921 A1* 12/2012 Colton E04C 5/167
52/712
2013/0125498 A1* 5/2013 Lowery E04C 5/203
52/687
2013/0180200 A1* 7/2013 Gavin E04C 5/168
52/677
2015/0204039 A1* 7/2015 Scott E02D 29/0208
405/114
2016/0108618 A1* 4/2016 Buzimkic E04C 2/06
52/649.1
2017/0254085 A1* 9/2017 Larkin E04C 5/18
2017/0254086 A1* 9/2017 Larkin E04C 5/18
2018/0163403 A1* 6/2018 McCarthy E04C 5/166
2018/0266110 A1* 9/2018 Munsell E04C 5/166
2018/0355614 A1* 12/2018 Evans E04C 5/167
2019/0032298 A1* 1/2019 Dabos E01F 8/025
2020/0283864 A1* 9/2020 Workman C21D 6/002

* cited by examiner

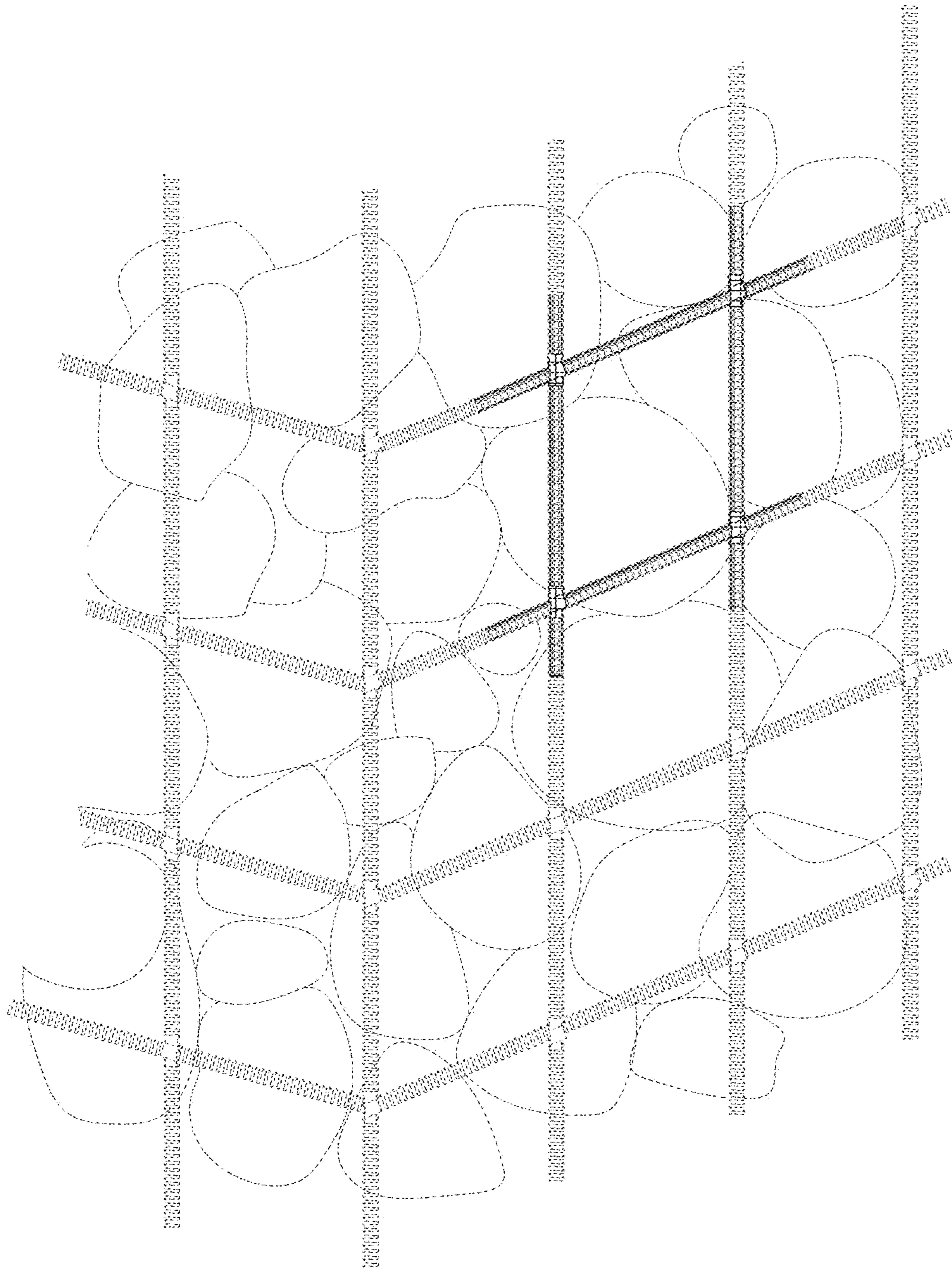


FIG. 1

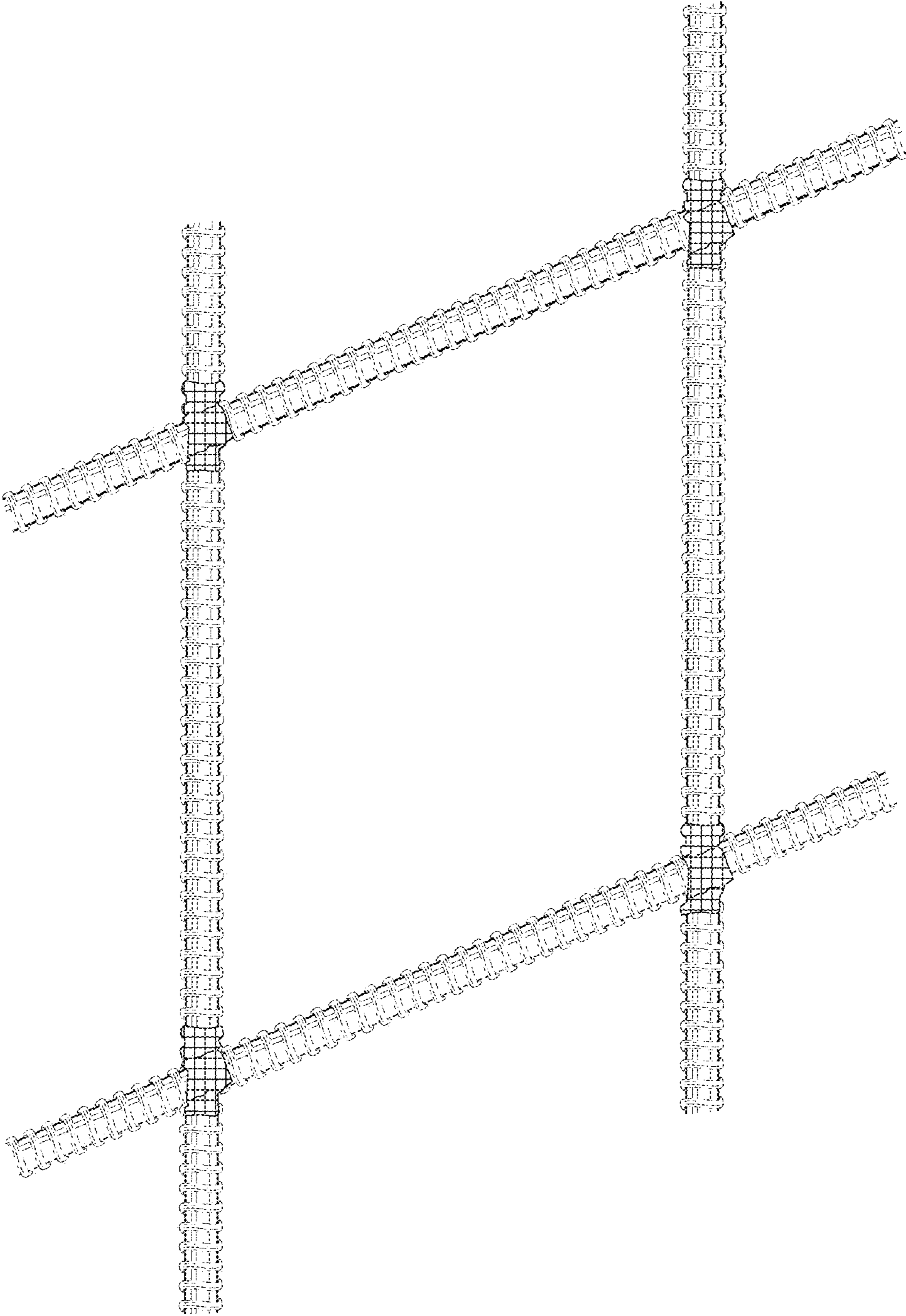


FIG. 2

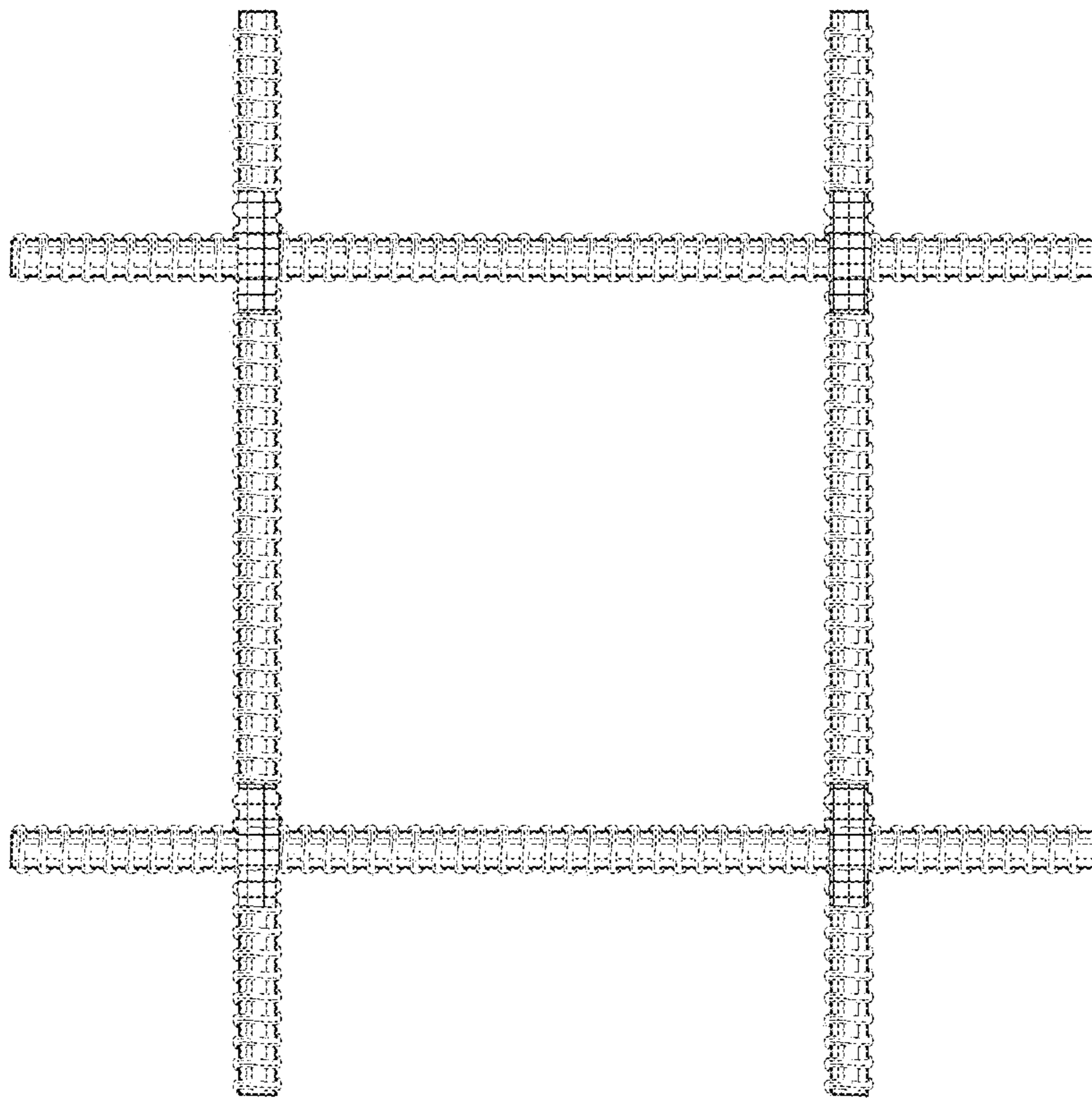


FIG. 3

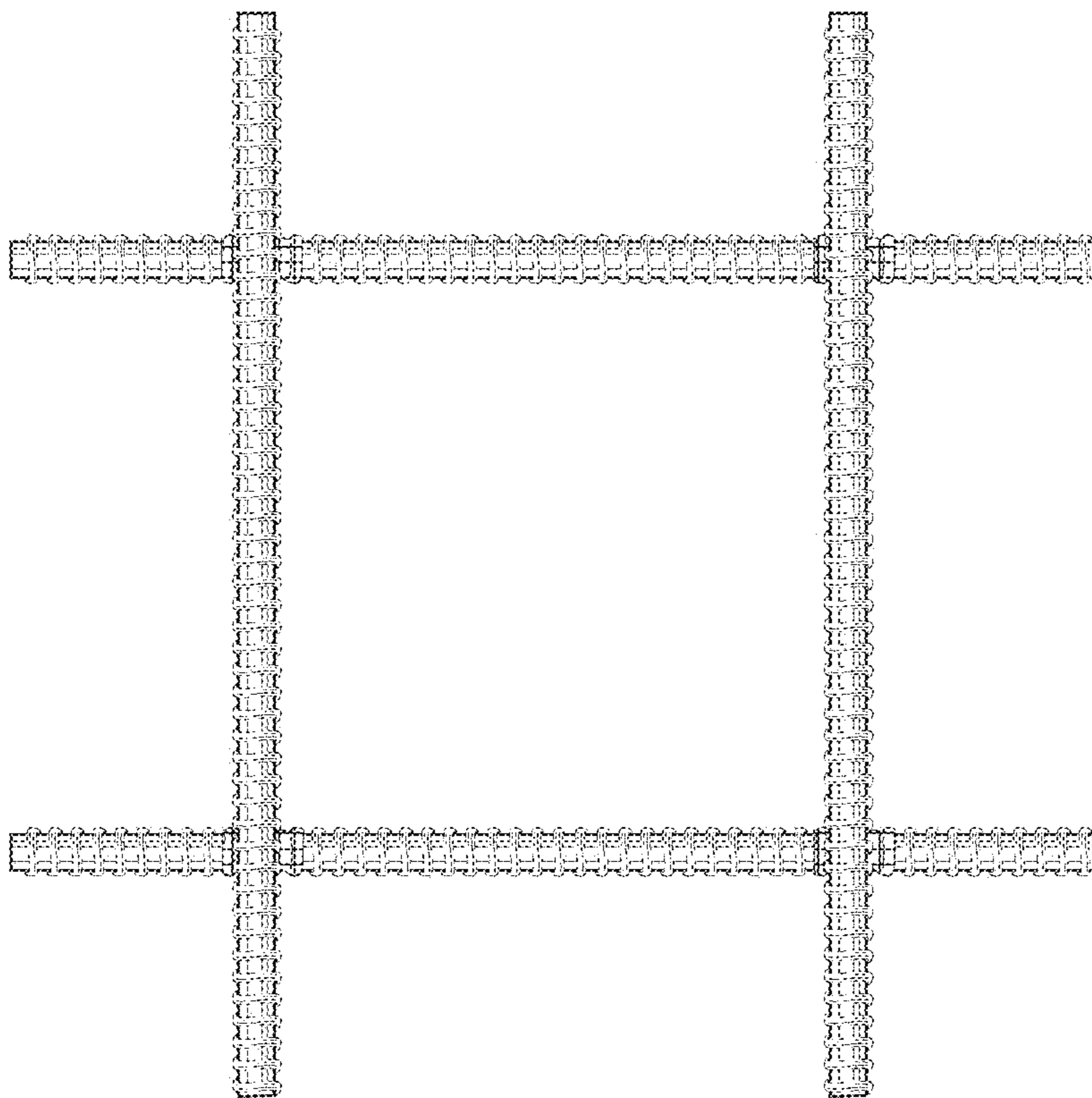


FIG. 4

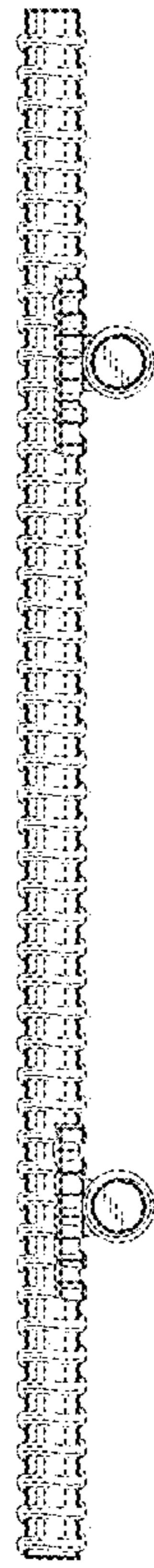


FIG. 5

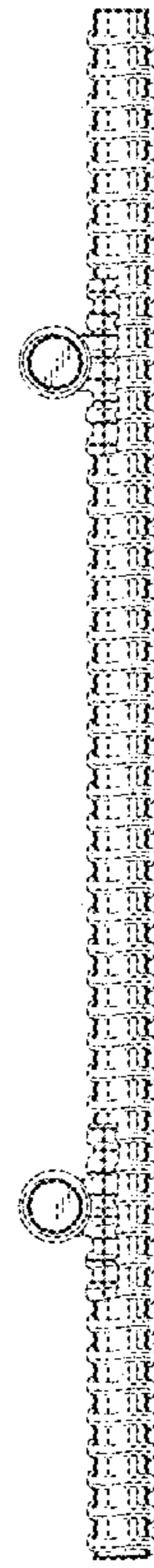


FIG. 6



FIG. 7

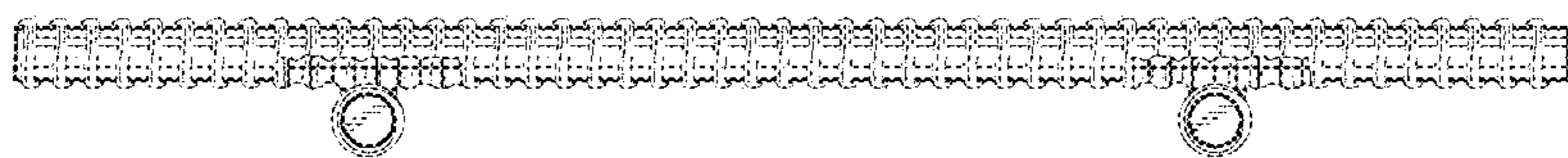


FIG. 8