



US00D984227S

(12) **United States Design Patent** (10) **Patent No.:** **US D984,227 S**
Ni et al. (45) **Date of Patent:** **** Apr. 25, 2023**

(54) **ORANGE JUICER**

A47J 19/00; A47J 19/02; A47J 19/023;
A47J 19/025; A47J 19/027; A47J 19/06;
A47J

(71) Applicant: **DONGGUAN ZHEN ZHONG KANG
PRECISION TRANSMISSION
TECHNOLOGY CO., LTD**, Dongguan
(CN)

(Continued)

(72) Inventors: **Tangrong Ni**, Dongguan (CN); **Jiahui
Zeng**, Dongguan (CN)

(56)

References Cited

U.S. PATENT DOCUMENTS

D135,703 S * 5/1943 Bunton D7/665
D276,876 S * 12/1984 Van Asten D7/665

(Continued)

(73) Assignee: **DONGGUAN ZHEN ZHONG KANG
PRECISION TRANSMISSION
TECHNOLOGY CO., LTD**, Dongguan
(CN)

FOREIGN PATENT DOCUMENTS

CN 301346749 * 9/2010
CN 301450043 * 1/2011
IN 331969-001-0001 * 12/2022

(**) Term: **15 Years**

(21) Appl. No.: **29/782,338**

OTHER PUBLICATIONS

(22) Filed: **May 6, 2021**

CrazyStyle Orange Juicer, posted date unknown [online], [retrieved
Jan. 23, 2023]. Retrieved from internet, [https://www.amazon.in/
Crazystyle-Orange-juicer-Kitchen-Square/dp/B07Q4PZVJ5](https://www.amazon.in/Crazystyle-Orange-juicer-Kitchen-Square/dp/B07Q4PZVJ5).*

(30) **Foreign Application Priority Data**

Apr. 21, 2021 (CN) 202130228605.7

(51) **LOC (14) Cl.** **07-04**

(52) **U.S. Cl.**

USPC **D7/665**

(58) **Field of Classification Search**

USPC D7/354, 355, 356, 357, 369, 380, 381,
D7/385, 400, 401.2, 409, 414, 415, 505,
D7/548, 549, 629, 637, 641, 642, 643,
D7/644, 645, 647, 648, 649, 650, 651,
D7/652, 653, 654, 661, 662, 663, 664,
D7/665, 666, 667, 668, 669, 674, 682,
D7/688, 691, 692, 698; D8/93, 94, 95,
D8/97, 100, 101, 103; D9/434, 454, 741,
D9/742, 759, 760, 761, 426; D23/290;
D32/55; D3/304, 309

CPC A47G 21/00; A47G 21/02; A47G 21/023;
A47G 21/04; A47G 21/06; A47G 21/065;
A47G 21/08; A23L 2/04; A23L 2/06;
A23L 15/00; A23L 5/15; A47J 19/005;

Primary Examiner — Nicole C Shiflet

Assistant Examiner — Yen Le Southwood

(74) *Attorney, Agent, or Firm* — Westbridge IP LLC

(57)

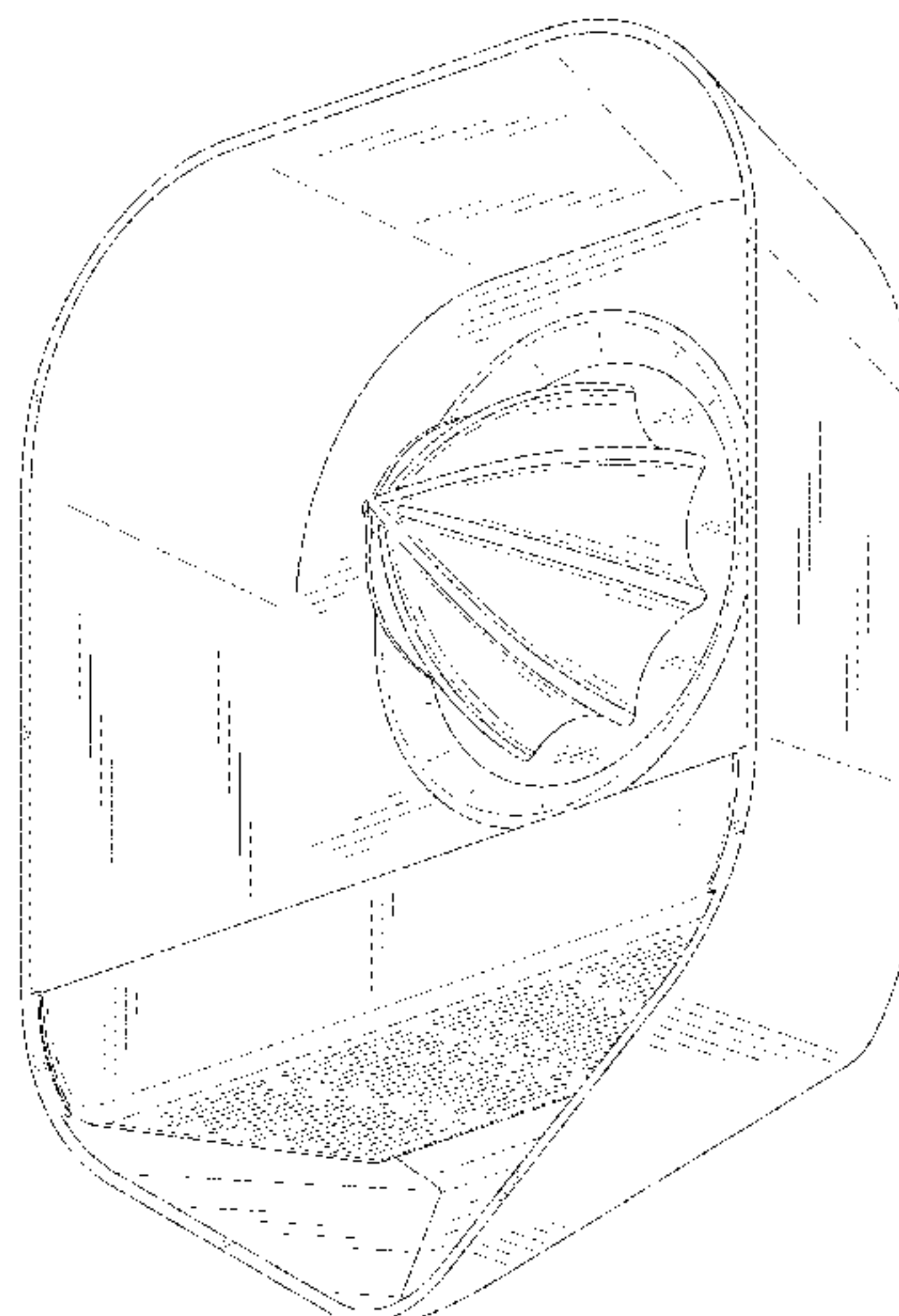
CLAIM

The ornamental design for an orange juicer, as shown and
described.

DESCRIPTION

FIG. 1 is a front perspective view of an orange juicer
showing our new design;
FIG. 2 is a rear perspective view thereof;
FIG. 3 is a front elevation view thereof;
FIG. 4 is a rear elevation view thereof;
FIG. 5 is a left side elevation view thereof;
FIG. 6 is a right side elevation view thereof;
FIG. 7 is a top plan view thereof; and,
FIG. 8 is a bottom plan view thereof.

(Continued)



The evenly broken lines in the drawings illustrate portions of the article that form no part of the claimed design.

1 Claim, 8 Drawing Sheets

(58) Field of Classification Search

CPC 27/05; A47J 31/06; A47J 31/0636; A47J 31/407; A47J 36/027; A47J 36/08; A47J 36/18; A47J 36/20; A47J 37/1295; A47J 42/28; A47J 43/044; A47J 43/06; A47J 43/22; A47J 43/24; A47J 43/25; A47J 43/28; A47J 43/281; A47J 43/284; A47J 43/285; A47J 43/286; A47J 47/20; A47J 2043/04454; B26B 3/00; B26B 3/02; B26B 9/02; B26B 13/06; B26B 13/12; B26B 25/005; B27B 21/00; B27B 21/004; B27B 21/56; B30B 9/02; B01D 35/28; B25G 1/102; F26B 5/08

See application file for complete search history.

(56) References Cited

U.S. PATENT DOCUMENTS

D432,308	S	*	10/2000	Lockhart	D3/304
D465,386	S	*	11/2002	Wang	D7/665
D473,431	S	*	4/2003	Schwamkrug	D7/665
D699,522	S	*	2/2014	Wong	D7/665
D922,815	S	*	6/2021	He	D7/369

* cited by examiner

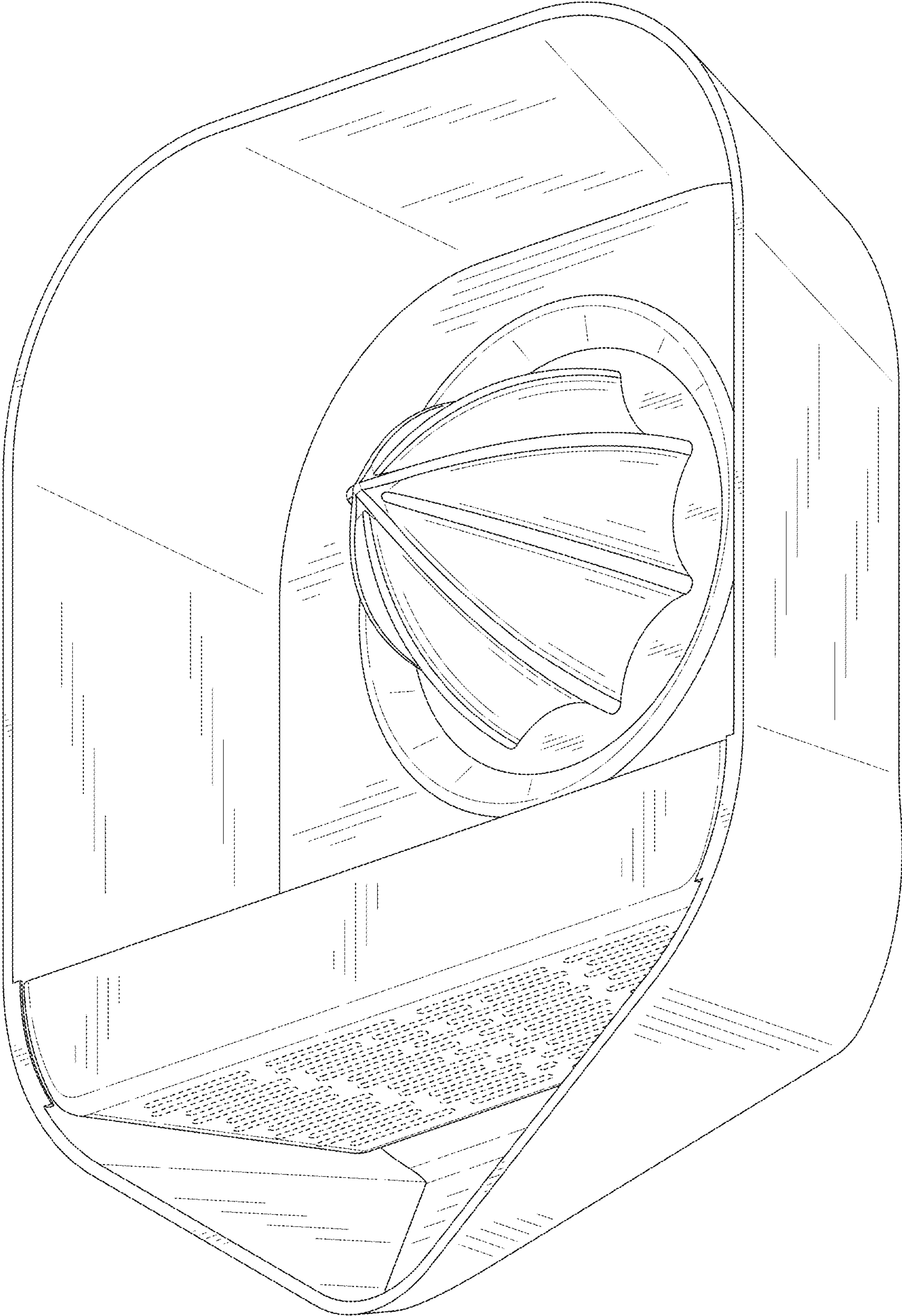


FIG. 1

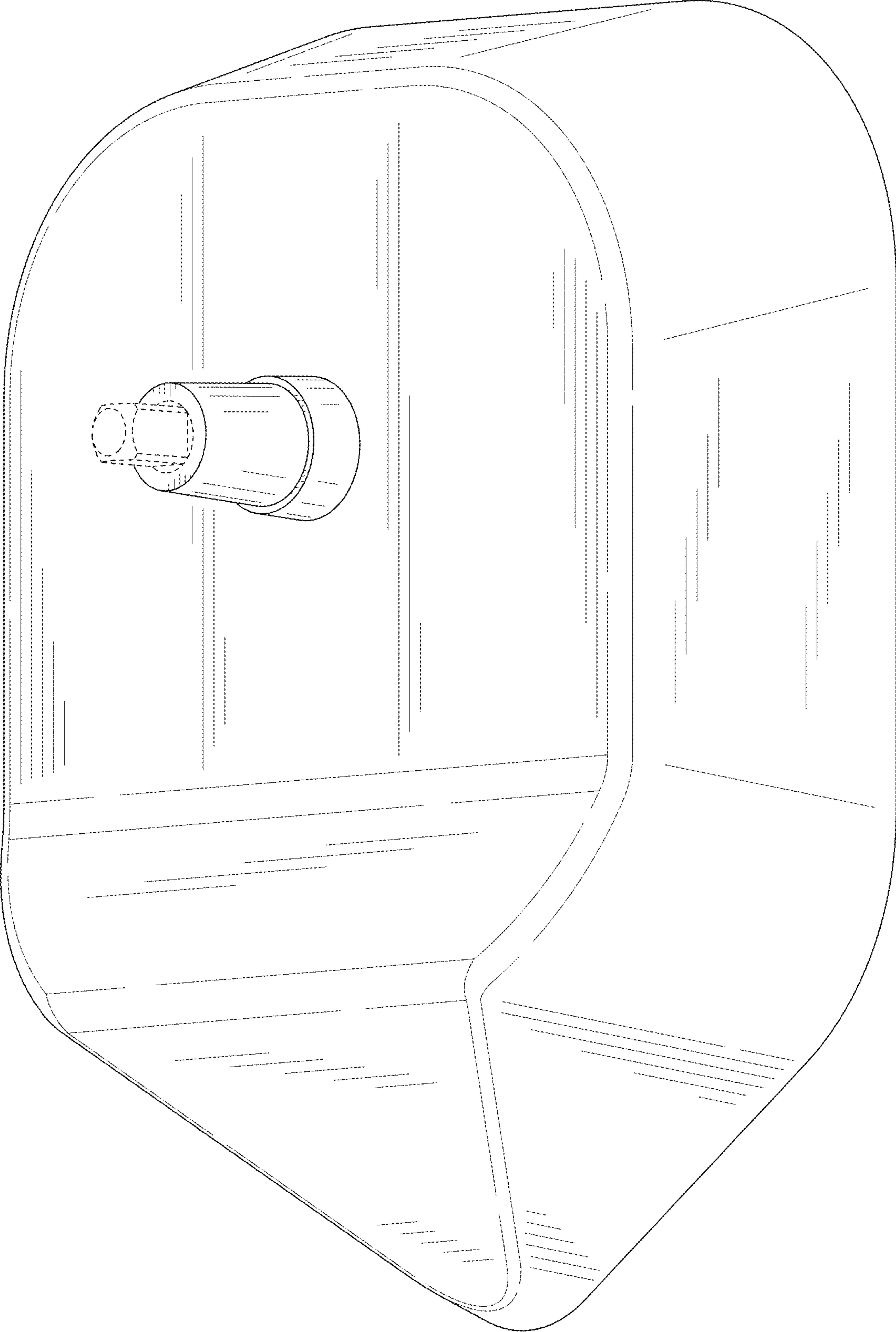


FIG. 2




FIG. 3

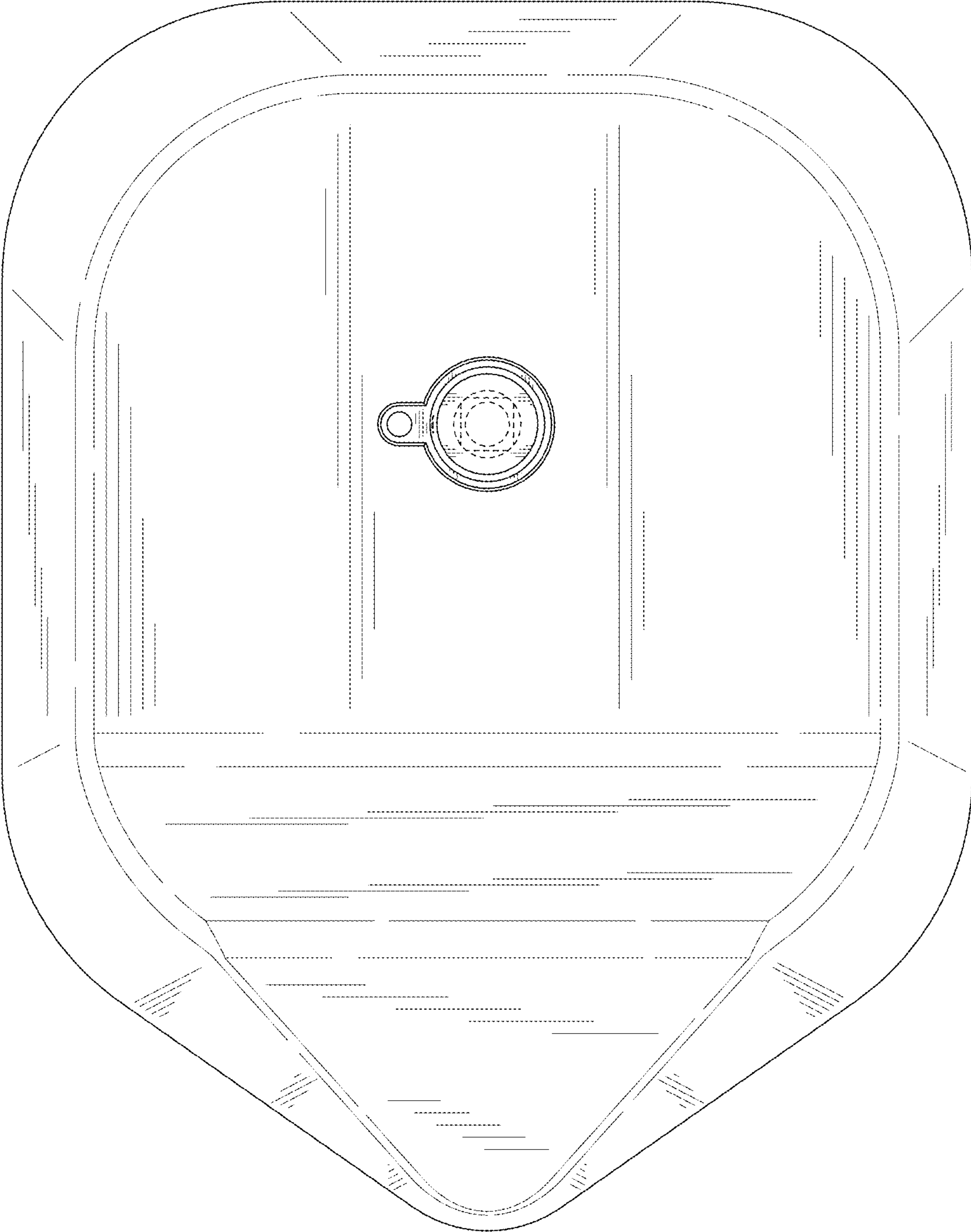


FIG. 4

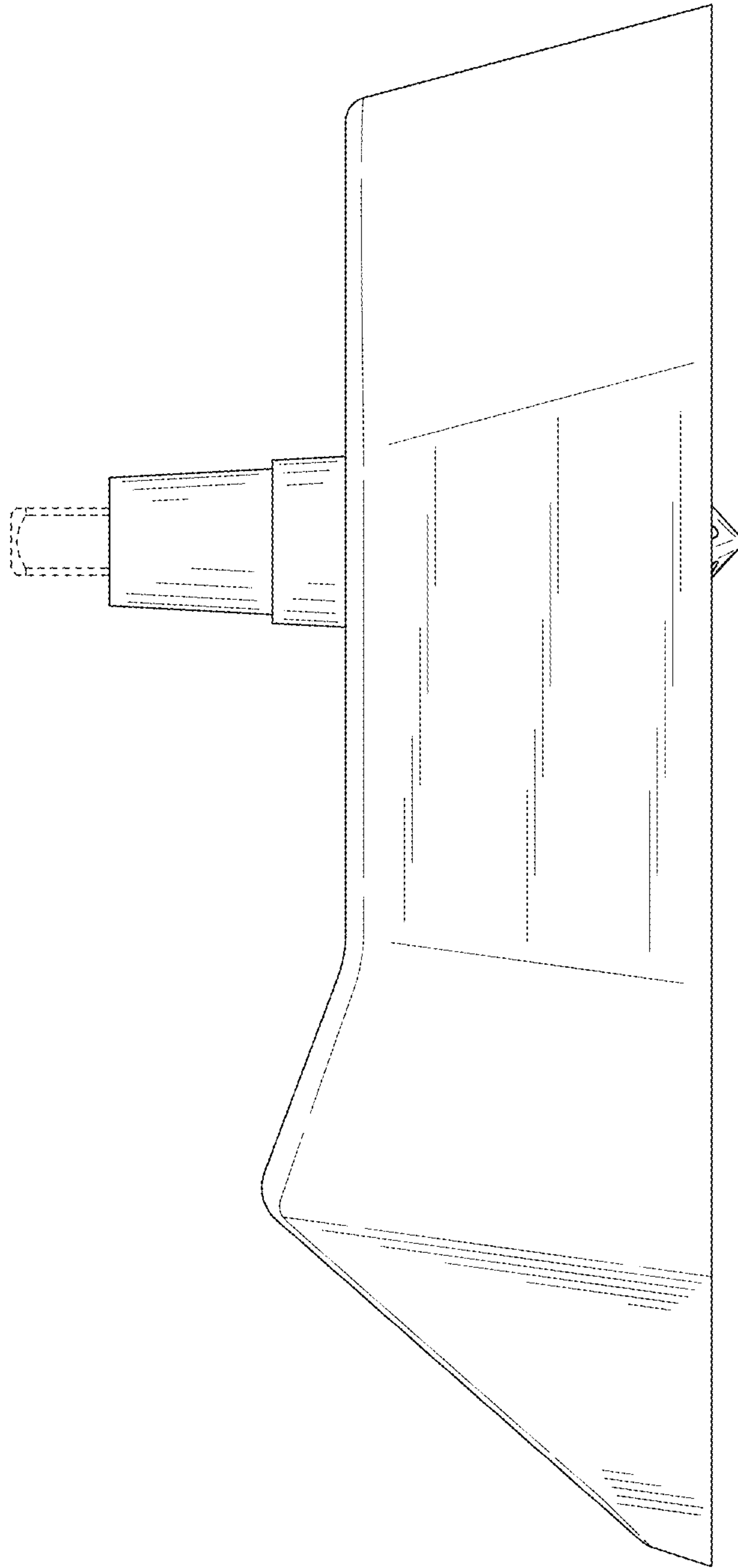


FIG. 5

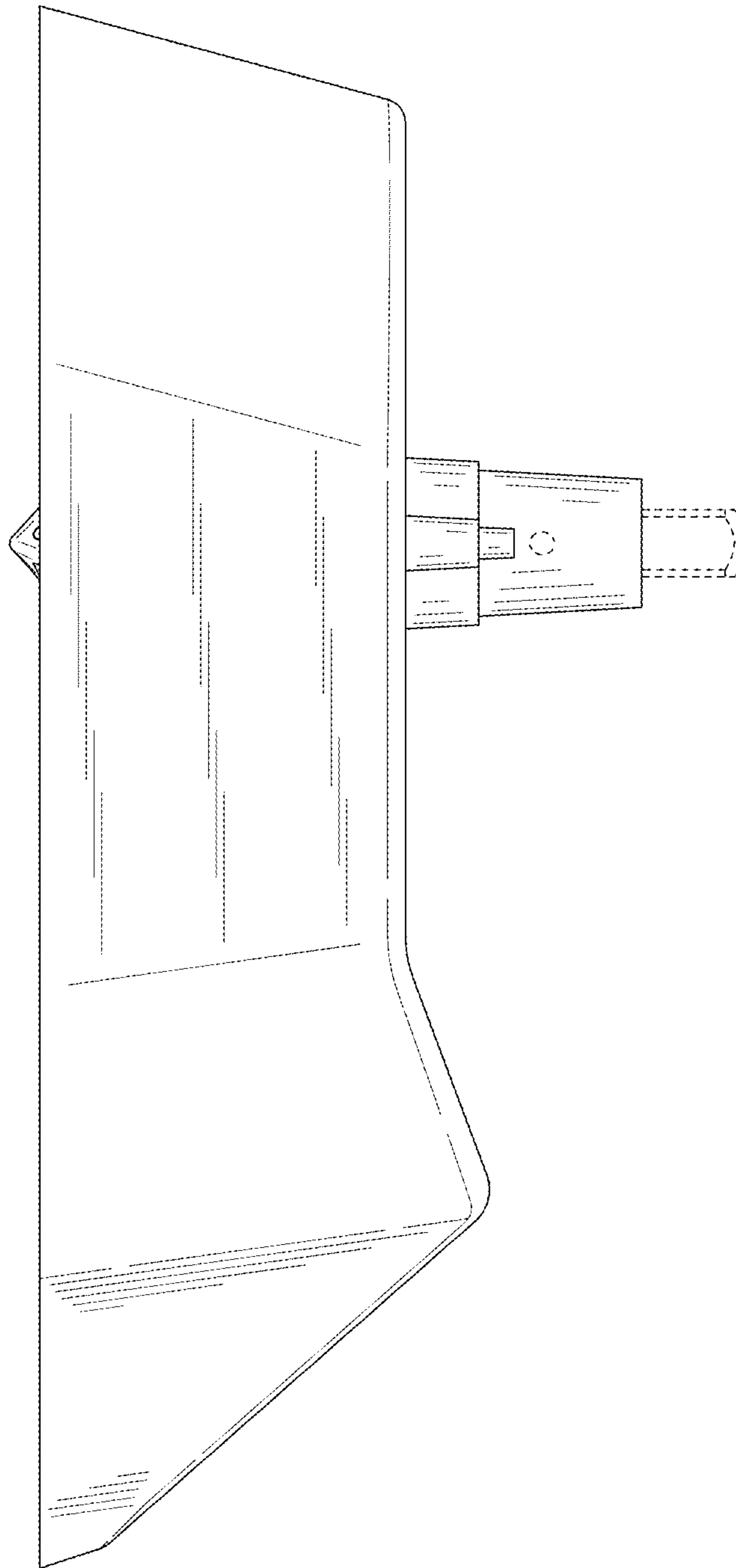


FIG. 6

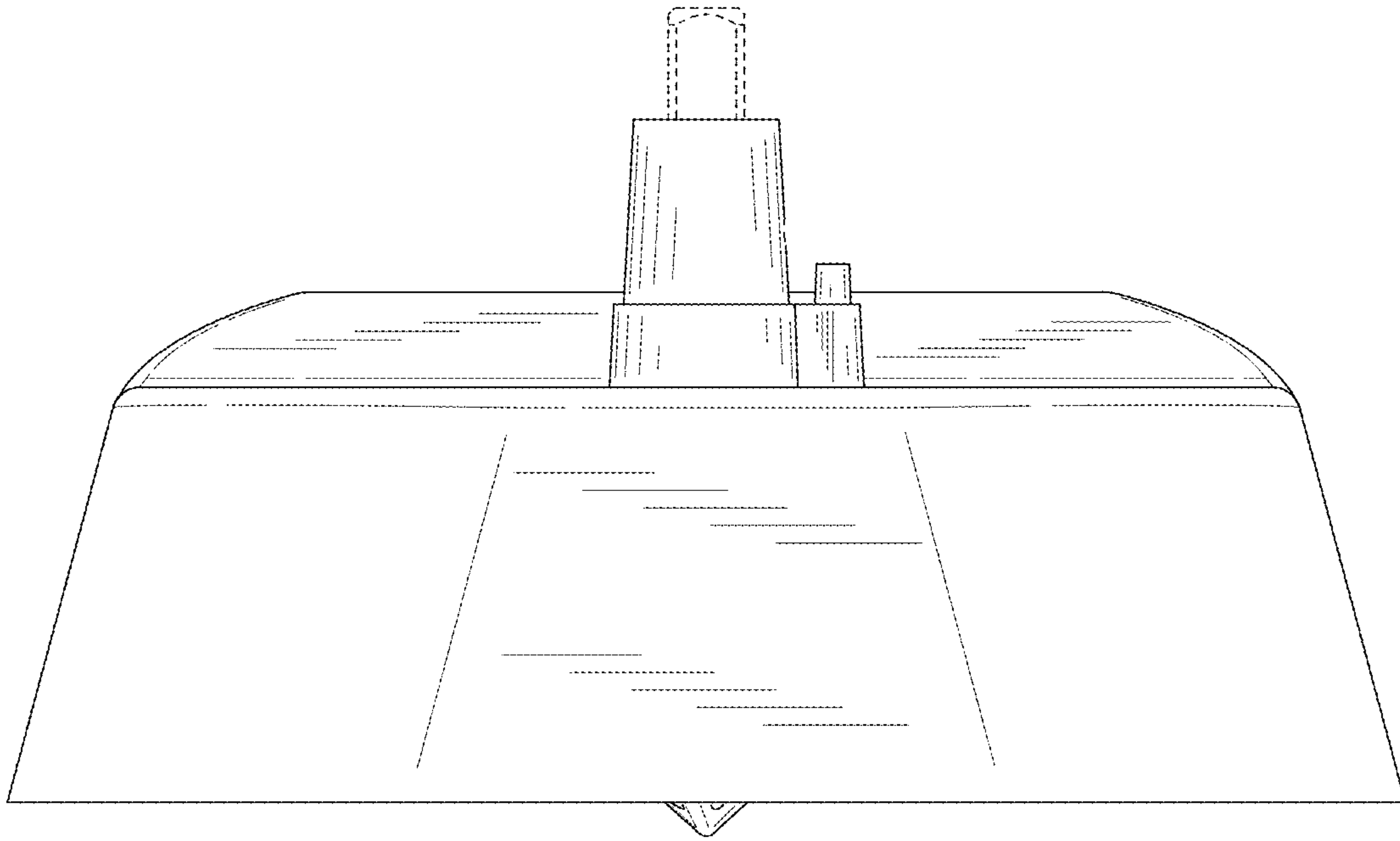


FIG. 7

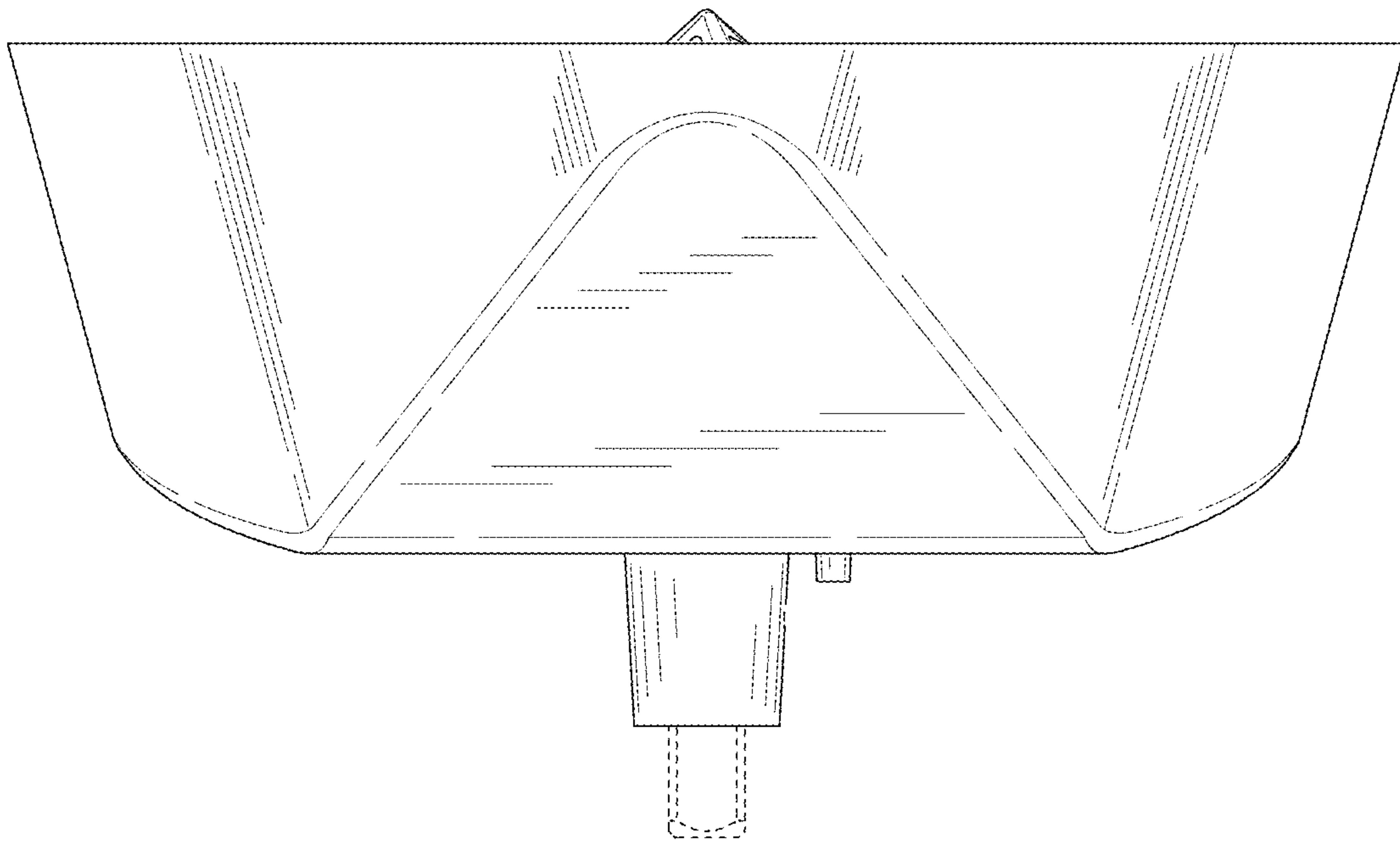


FIG. 8