



US00D984197S

(12) **United States Design Patent**
Jung et al.

(10) **Patent No.:** **US D984,197 S**
(45) **Date of Patent:** **** Apr. 25, 2023**

(54) **COOKING POT**

(71) Applicant: **LG ELECTRONICS INC.**, Seoul (KR)

(72) Inventors: **Hanjin Jung**, Seoul (KR); **Woonkyu Seo**, Seoul (KR); **Hyun Choi**, Seoul (KR); **Byeongkook Kim**, Seoul (KR)

(73) Assignee: **LG ELECTRONICS INC.**, Seoul (KR)

(**) Term: **15 Years**

(21) Appl. No.: **29/798,912**

(22) Filed: **Jul. 12, 2021**

(30) **Foreign Application Priority Data**

Jan. 18, 2021 (KR) 30-2021-0002569

(51) **LOC (14) Cl.** **07-02**

(52) **U.S. Cl.**
USPC **D7/360; D7/354**

(58) **Field of Classification Search**
USPC D7/323, 354-363, 391, 393-396, 409, D7/546, 549, 555; D9/428

CPC A47G 19/02; A47G 19/12; A47J 27/00; A47J 27/002; A47J 27/04; A47J 27/08; A47J 27/21; A47J 27/58; A47J 36/025; A47J 36/06; A47J 36/12; A47J 37/00; A47J 37/10; A47J 37/101; A47J 37/103; A47J 37/12; A47J 37/1204; A47J 45/061; A47J 45/071; A47J 45/08; H05B 6/12

See application file for complete search history.

(56) **References Cited**

U.S. PATENT DOCUMENTS

D221,096 S * 7/1971 Tevolitz D7/360
D248,363 S * 7/1978 Rinaldi D7/354

D305,197 S * 12/1989 Valdes D7/354
D632,129 S * 2/2011 Chen D7/354
D797,492 S * 9/2017 Shieh A47J 27/04
D797,514 S * 9/2017 Joseph D7/549
D798,145 S * 9/2017 Komai D9/428
D915,124 S * 4/2021 Vallee D7/354
D945,812 S * 3/2022 McVey D7/354
D959,193 S * 8/2022 McVey D7/354

OTHER PUBLICATIONS

Hot Pot Electric Olayks. Date First Available on Amazon.com Mar. 23, 2022. <https://www.amazon.com/dp/B09W94TPKP/ref> (Year: 2022).*

* cited by examiner

Primary Examiner — Ricky Pham

(74) *Attorney, Agent, or Firm* — Birch, Stewart, Kolasch & Birch, LLP

(57) **CLAIM**

We claim the ornamental design for a cooking pot, as shown and described.

DESCRIPTION

FIG. 1 is a perspective view of a cooking pot showing a new design;
FIG. 2 is a front view thereof;
FIG. 3 is a rear view thereof;
FIG. 4 is a left-side elevation view thereof;
FIG. 5 is a right-side elevation view thereof;
FIG. 6 is a top plan view thereof;
FIG. 7 is a bottom plan view thereof; and,
FIG. 8 is a disassembled perspective view thereof.
The broken lines shown in the drawings illustrate portions of the cooking pot that form no part of the claimed design.

1 Claim, 8 Drawing Sheets

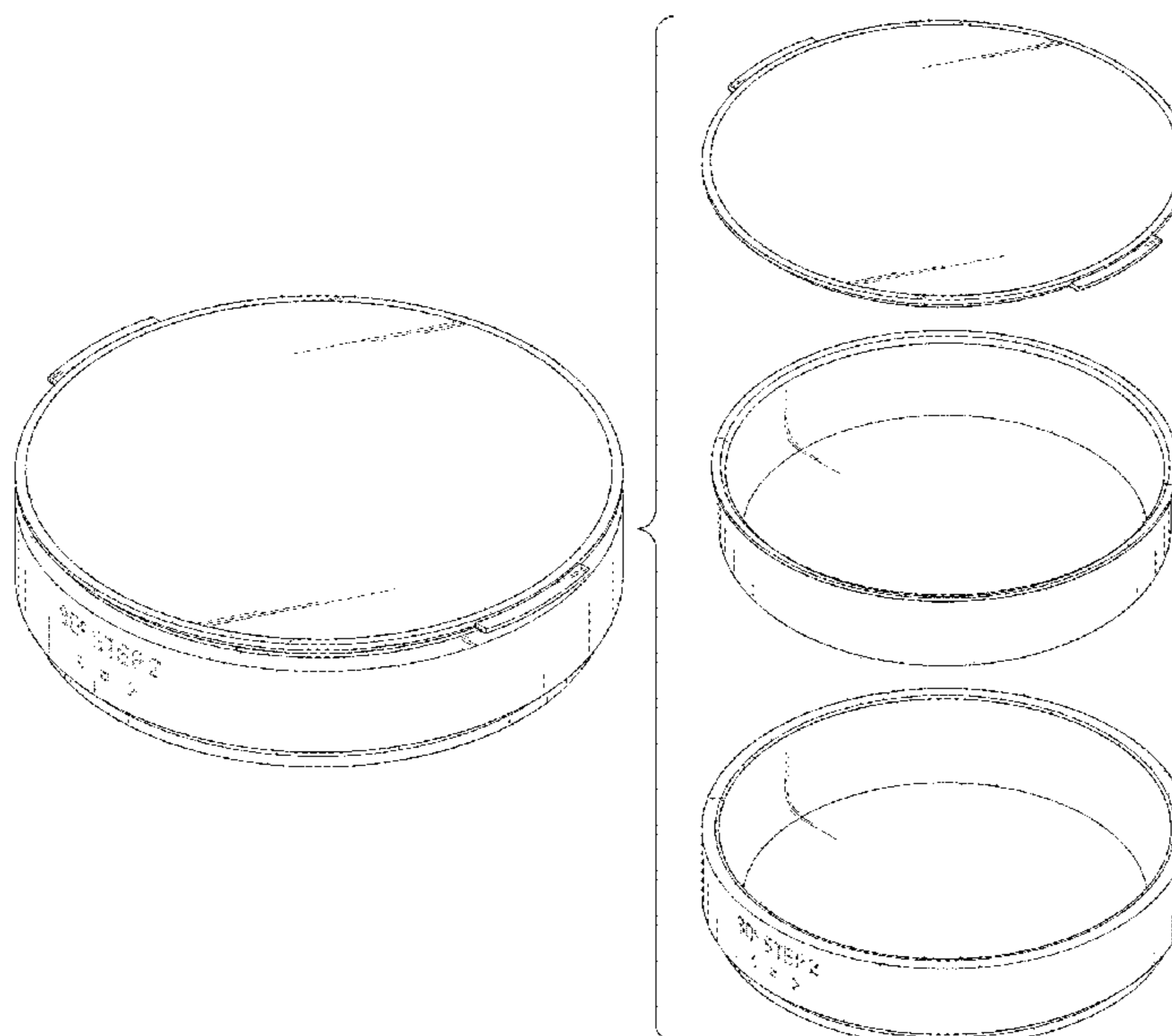


FIG. 1

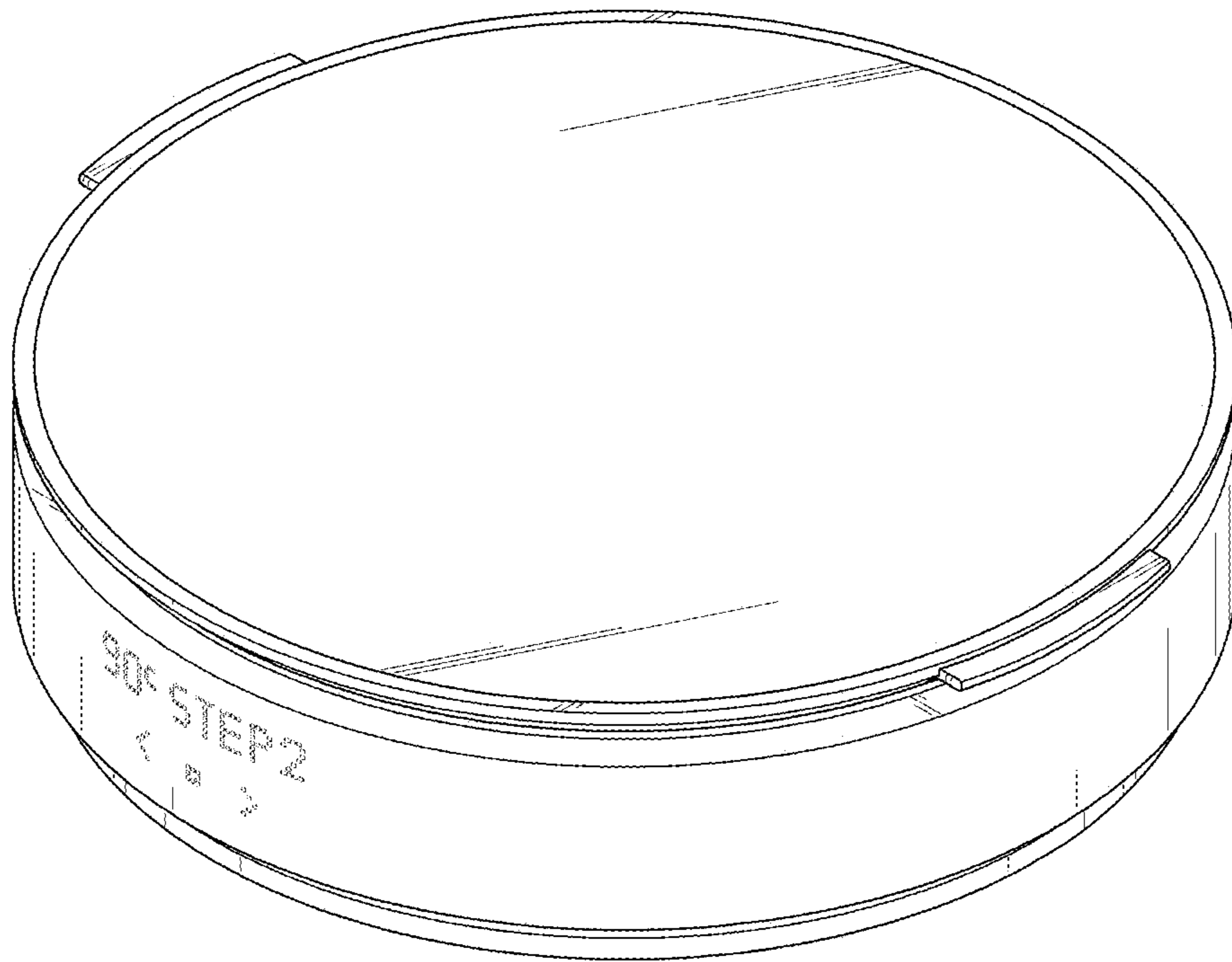


FIG. 2




FIG. 3




FIG. 4

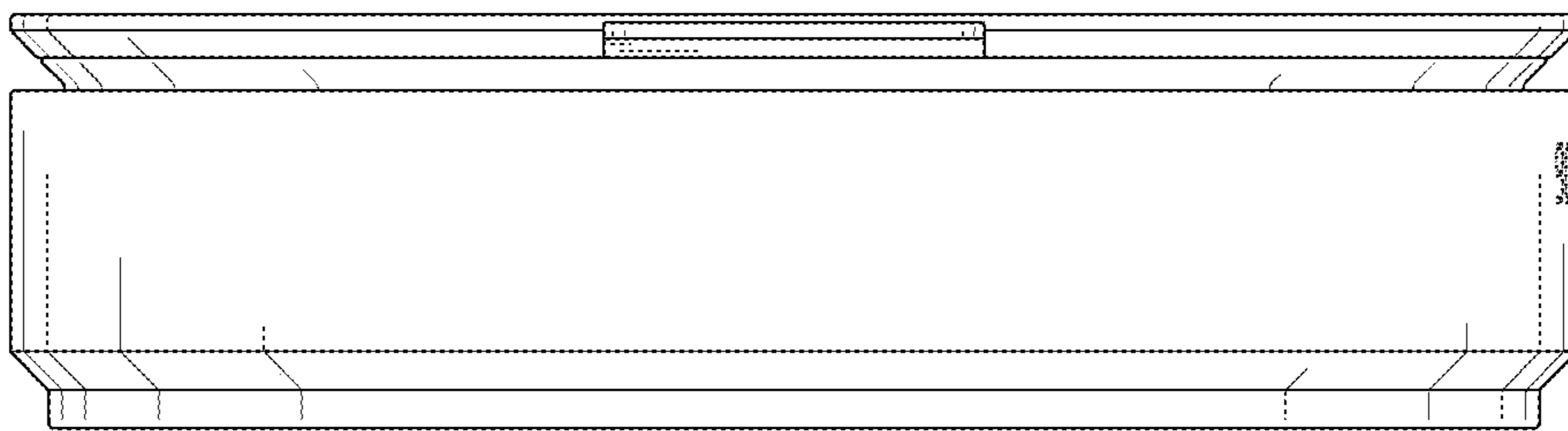


FIG. 5

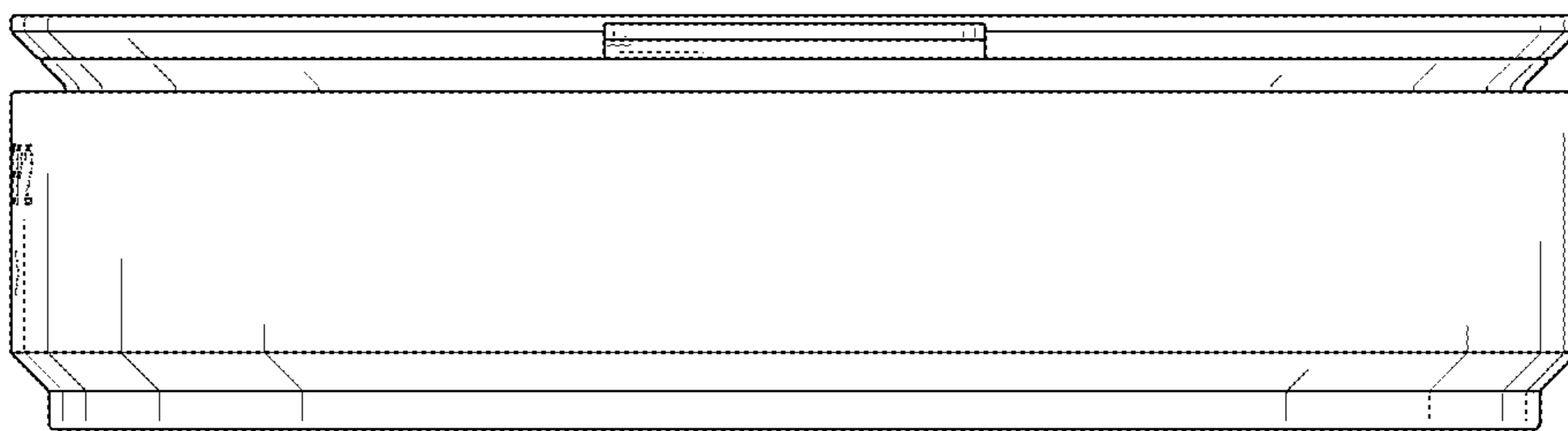


FIG. 6

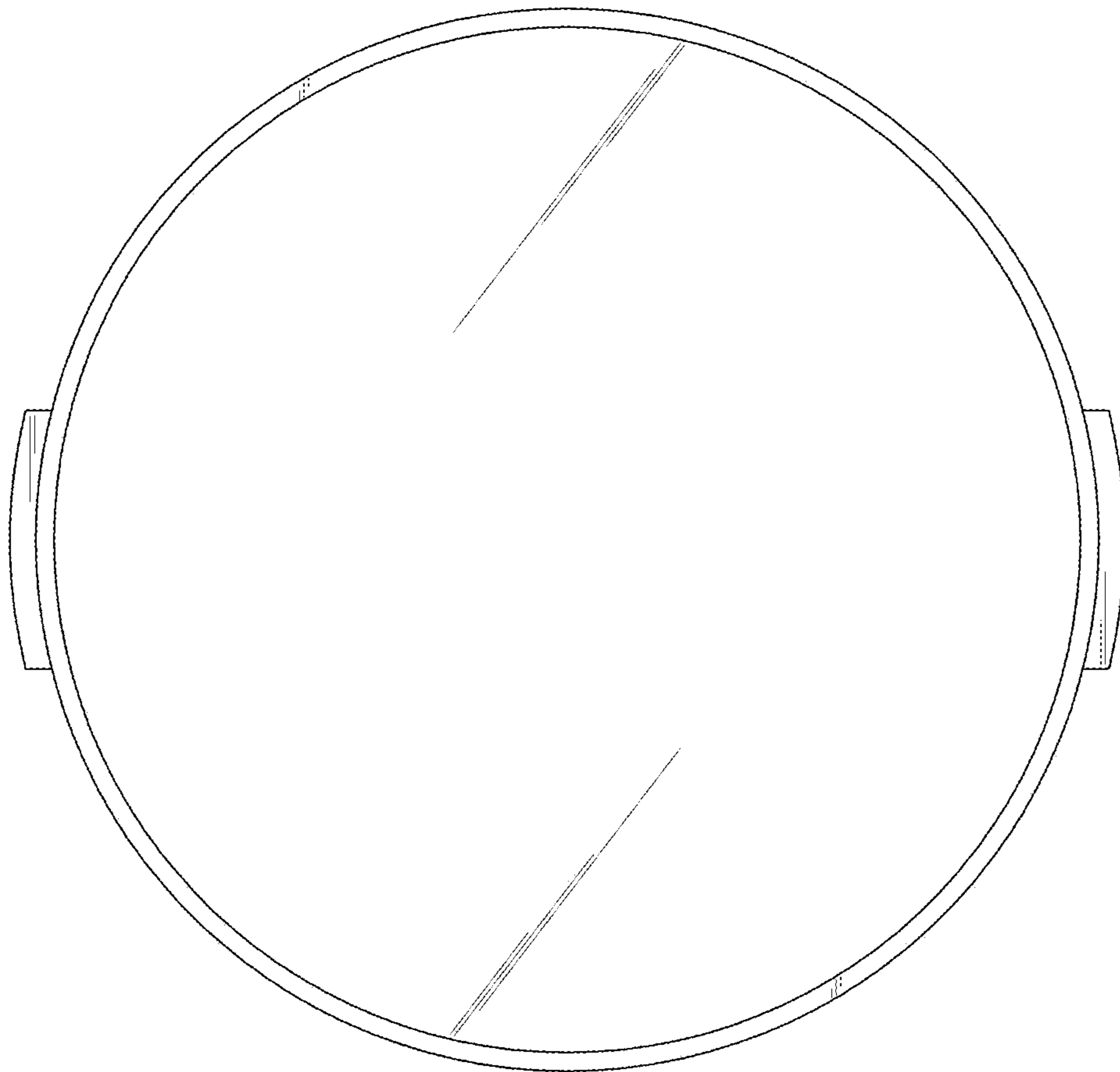


FIG. 7




FIG. 8

