



US00D984175S

(12) **United States Design Patent** (10) **Patent No.:** **US D984,175 S**  
**Li** (45) **Date of Patent:** **\*\* Apr. 25, 2023**

(54) **SECTIONAL SOFA COVER**  
(71) Applicant: **Shaoxing Guanmei Textile Co., LTD,**  
Shaoxing (CN)  
(72) Inventor: **Jianrong Li,** Shaoxing (CN)  
(73) Assignee: **Shaoxing Guanmei Textile Co., LTD,**  
Shaoxing (CN)  
(\*\*) Term: **15 Years**  
(21) Appl. No.: **29/850,878**  
(22) Filed: **Aug. 24, 2022**  
(51) **LOC (14) Cl.** ..... **06-13**  
(52) **U.S. Cl.**  
USPC ..... **D6/611**  
(58) **Field of Classification Search**  
USPC ..... D6/329, 334, 374, 381, 596, 601, 608,  
D6/610, 611, 613, 616  
CPC ..... A45C 2009/002; A45F 2004/026; A47C  
7/021; A47C 7/0213; A47C 7/024; A47C  
27/001; A47C 27/002; A47C 31/10;  
B60N 2/58; B60N 2/6009; B60N 2/6018  
See application file for complete search history.

2008/0073955 A1\* 3/2008 Illulian ..... A47C 31/11  
297/228  
2013/0187420 A1\* 7/2013 Weinstein ..... A47C 31/113  
297/227  
2014/0015295 A1\* 1/2014 Baines ..... A47C 31/11  
297/225

**OTHER PUBLICATIONS**

Genina Slipcover, posted at amazon.com, posting date Jun. 2, 2022, retrieved Dec. 27, 2022, online, URL: <https://www.amazon.com/Genina-Sectional-Reversible-Furniture-Protector/dp/B0B317338T?th=1> (Year: 2022).\*  
Taococo Slipcover, posted at amazon.com, posting date Jan. 17, 2022, retrieved Dec. 27, 2022, online, URL: [https://www.amazon.com/TAOCOCO-Waterproof-Sectional-Reversible-Furniture/dp/B09QL61DNR/ref=sxin\\_15\\_pa\\_sp\\_search\\_thematic\\_ssps](https://www.amazon.com/TAOCOCO-Waterproof-Sectional-Reversible-Furniture/dp/B09QL61DNR/ref=sxin_15_pa_sp_search_thematic_ssps) (Year: 2022).\*

\* cited by examiner

*Primary Examiner* — Mary Shannon Malley  
*Assistant Examiner* — Michelle Marquart Christeon  
(74) *Attorney, Agent, or Firm* — Jeenam Park

(57) **CLAIM**

The ornamental design for a sectional sofa cover, as shown and described.

**DESCRIPTION**

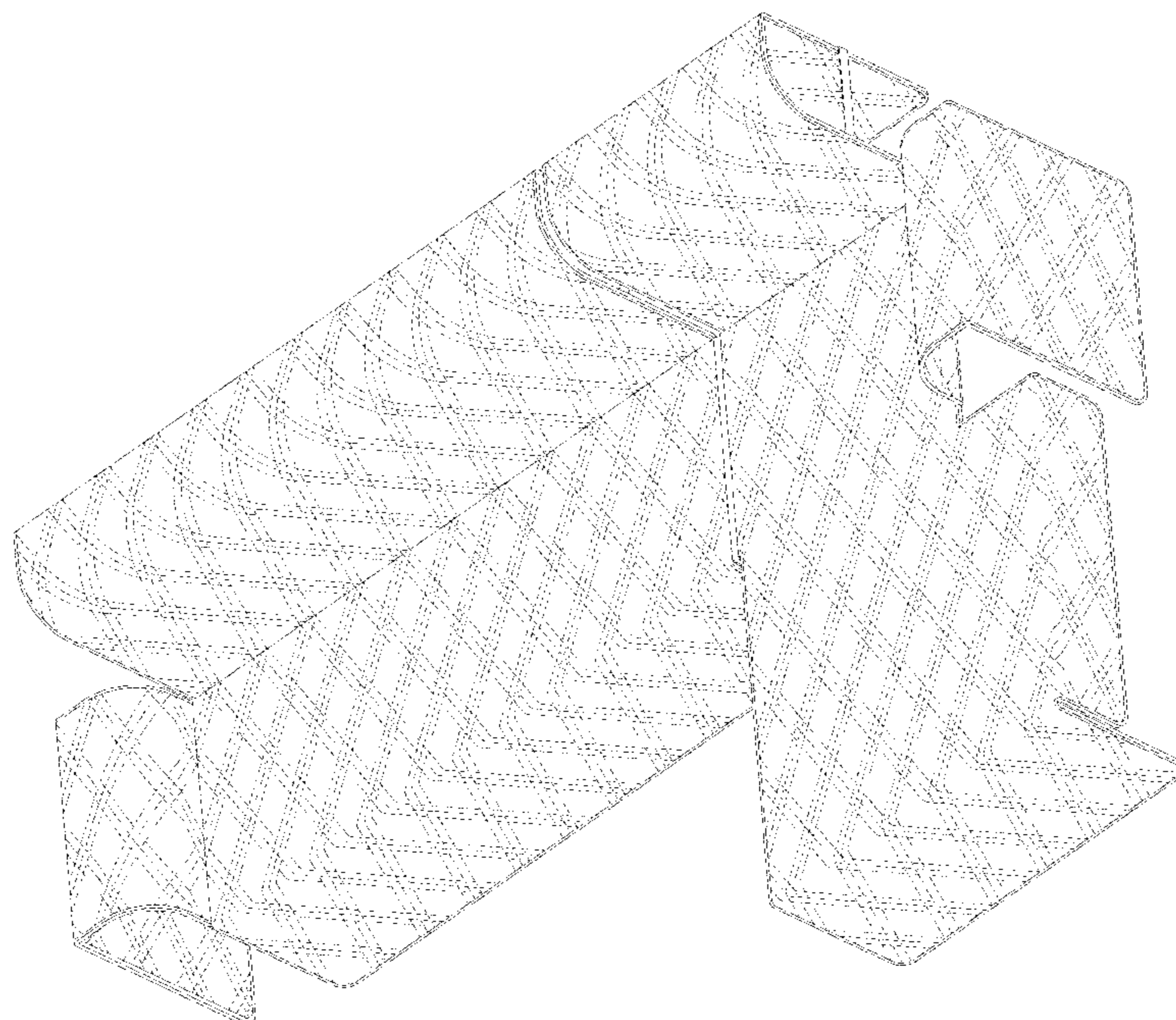
FIG. 1 is a front perspective view of a sectional sofa cover, showing my new design;  
FIG. 2 is a front view thereof;  
FIG. 3 is a rear view thereof;  
FIG. 4 is a left side view thereof;  
FIG. 5 is a right side view thereof;  
FIG. 6 is a top view thereof; and,  
FIG. 7 is a bottom view thereof.

**1 Claim, 7 Drawing Sheets**

(56) **References Cited**

**U.S. PATENT DOCUMENTS**

D473,089 S \* 4/2003 Trucchi ..... D6/611  
D479,427 S \* 9/2003 Illulian ..... D6/611  
D806,444 S \* 1/2018 Sheldrake ..... D6/611  
D813,572 S \* 3/2018 Erdman ..... D6/611  
D887,748 S \* 6/2020 Sheldrake ..... D6/611  
D903,379 S 12/2020 Chen  
D909,094 S \* 2/2021 Chen ..... D6/611  
D915,794 S \* 4/2021 Wang ..... D6/610  
D943,312 S \* 2/2022 Fang ..... D6/611



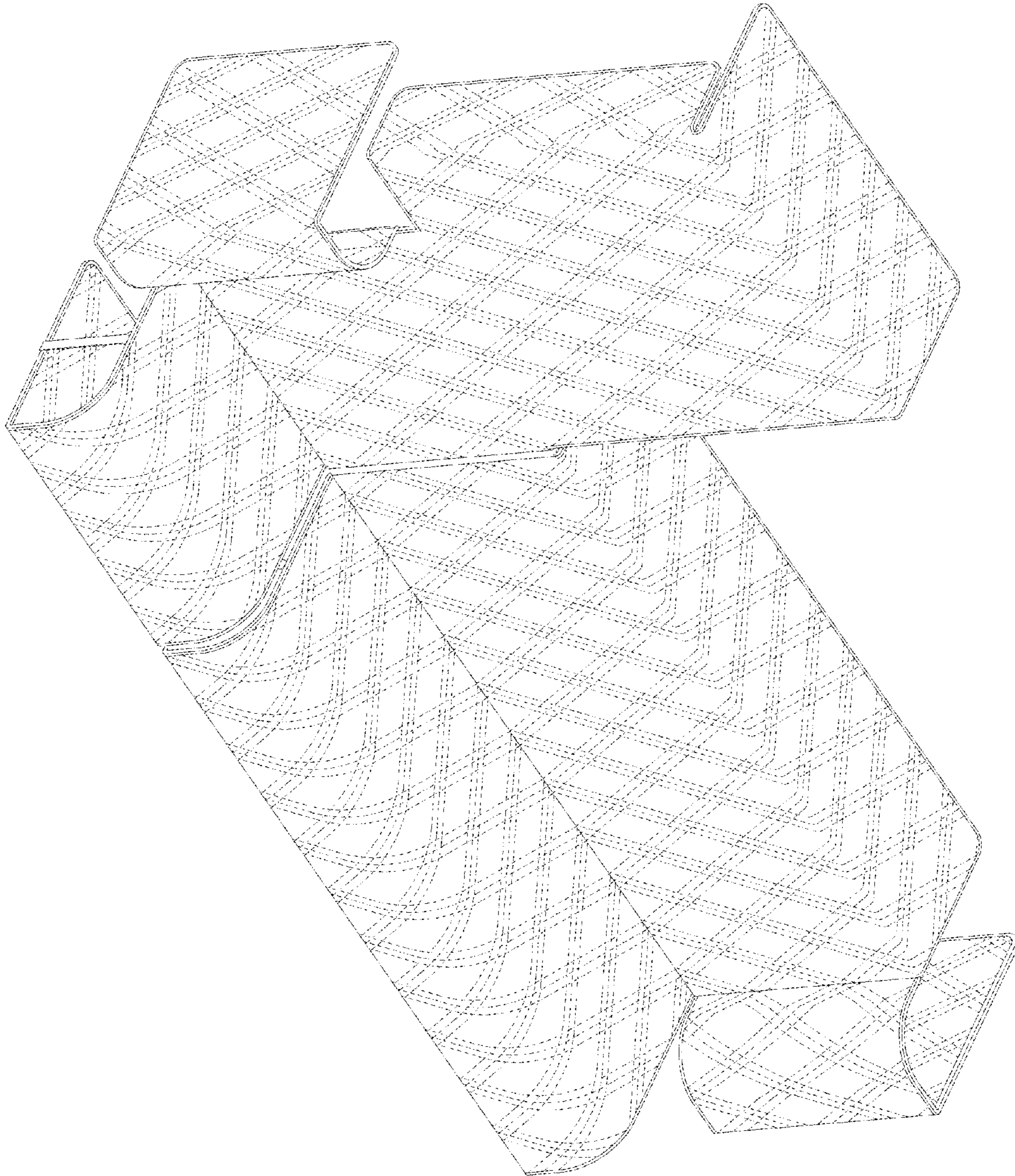


FIG. 1




FIG. 2




FIG. 3




FIG. 4




FIG. 5




FIG. 6




FIG. 7