



US00D984110S

(12) **United States Design Patent**
McDowell et al.

(10) **Patent No.:** **US D984,110 S**

(45) **Date of Patent:** **** Apr. 25, 2023**

(54) **FOOTWEAR UPPER**

(71) Applicant: **SR Holdings, LLC**, Waltham, MA (US)

(72) Inventors: **Sean M. McDowell**, Winchester, MA (US); **Han J. Yung**, Lexington, MA (US); **Patrick Choe**, Winchester, MA (US); **Christopher Pawlus**, Andover, MA (US)

(73) Assignee: **SR Holdings, LLC**, Waltham, MA (US)

(**) Term: **15 Years**

(21) Appl. No.: **29/784,802**

(22) Filed: **May 21, 2021**

(51) **LOC (14) Cl.** **02-04**

(52) **U.S. Cl.**
USPC **D2/969**

(58) **Field of Classification Search**
USPC D2/896, 900, 902, 904, 906–908,
D2/916–924, 925–945, 969–979
CPC A43B 1/00; A43B 1/02; A43B 1/04; A43B
3/00; A43B 3/02; A43B 3/06; A43B 3/10;
A43B 3/12; A43B 3/14; A43B 5/00;
A43B 5/001; A43B 5/002; A43B 5/008;
A43B 5/06; A43B 5/10; A43B 5/12;
A43B 23/00; A43B 23/02; A43B 23/04
See application file for complete search history.

(56) **References Cited**

U.S. PATENT DOCUMENTS

D350,021 S *	8/1994	Stein	D2/916
D368,799 S *	4/1996	Lozano	D2/916
D387,893 S *	12/1997	Bathum	D2/896
D425,292 S *	5/2000	Matis	D2/903
D440,034 S *	4/2001	Matis	D2/903
D504,208 S	4/2005	Matis et al.		
D530,062 S *	10/2006	Schoenborn	D2/916

D539,021 S *	3/2007	Belley	D2/969
D560,892 S *	2/2008	Belley	D2/969
D574,592 S	8/2008	St-Louis et al.		
D575,549 S	8/2008	Woods		
D587,443 S *	3/2009	Dillenbeck	D2/969
D593,299 S *	6/2009	St-Louis	D2/969
D605,385 S	12/2009	Andersen et al.		
D642,360 S *	8/2011	Hansen	D2/896
8,333,022 B2	12/2012	Crowley, II et al.		
8,381,417 B2	2/2013	Crowley, II et al.		
D698,532 S *	2/2014	Mochen	D2/916
8,984,773 B2	3/2015	Crowley, II et al.		
D772,543 S *	11/2016	Laska	D2/923
D801,013 S *	10/2017	Laska	D2/916
D808,134 S *	1/2018	Laska	D2/916
D833,125 S *	11/2018	Laska	D2/916
D833,720 S *	11/2018	Laska	D2/916

(Continued)

Primary Examiner — Jonathan J Han

(74) *Attorney, Agent, or Firm* — Warner Norcross + Judd LLP

(57) **CLAIM**

The ornamental design for a footwear upper, as shown and described.

DESCRIPTION

FIG. 1 is a perspective view of a footwear upper embodying the new design;
FIG. 2 is a top view thereof;
FIG. 3 is a right side view thereof;
FIG. 4 is a left side view thereof;
FIG. 5 is a front view thereof; and,
FIG. 6 is a rear view thereof.

The broken lines show features that form no part of the claimed design. Further, the broken lines immediately adjacent to the solid line portions form a boundary of the claimed design, with the broken lines forming no part of the claimed design.

1 Claim, 6 Drawing Sheets



(56)

References Cited

U.S. PATENT DOCUMENTS

D851,368	S	*	6/2019	Fuerst, Sr.	D2/916
D882,217	S	*	4/2020	Zhang	D2/951
D894,577	S	*	9/2020	Hogan	D2/916
D909,025	S	*	2/2021	Fuerst, Sr.	D2/916
D919,943	S	*	5/2021	Zhang	D2/954
D926,455	S	*	8/2021	Driscoll	D2/969
D943,913	S	*	2/2022	Kroshinskaya	D2/969
D946,248	S	*	3/2022	Lin	D2/954
D947,513	S	*	4/2022	Jones	D2/972
D951,606	S	*	5/2022	Lin	D2/951
D953,707	S	*	6/2022	Lin	D2/900
D954,422	S	*	6/2022	Cristobal	D2/916
D955,091	S	*	6/2022	Kroshinskaya	D2/903
D958,516	S	*	7/2022	Little	D2/974
D961,227	S	*	8/2022	Cristobal	D2/916
D961,228	S	*	8/2022	Cristobal	D2/916
D961,229	S	*	8/2022	Cristobal	D2/916

* cited by examiner

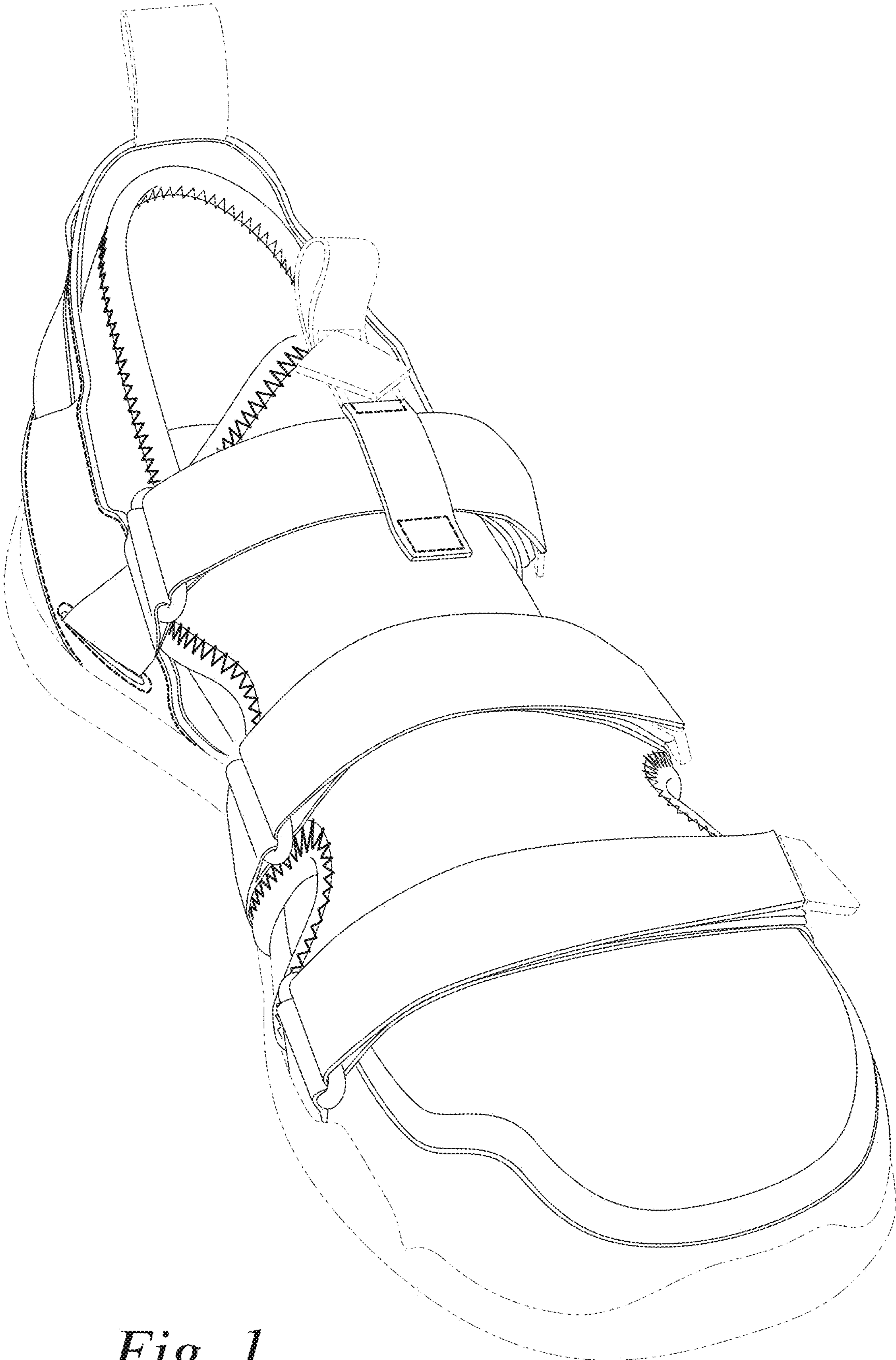


Fig. 1

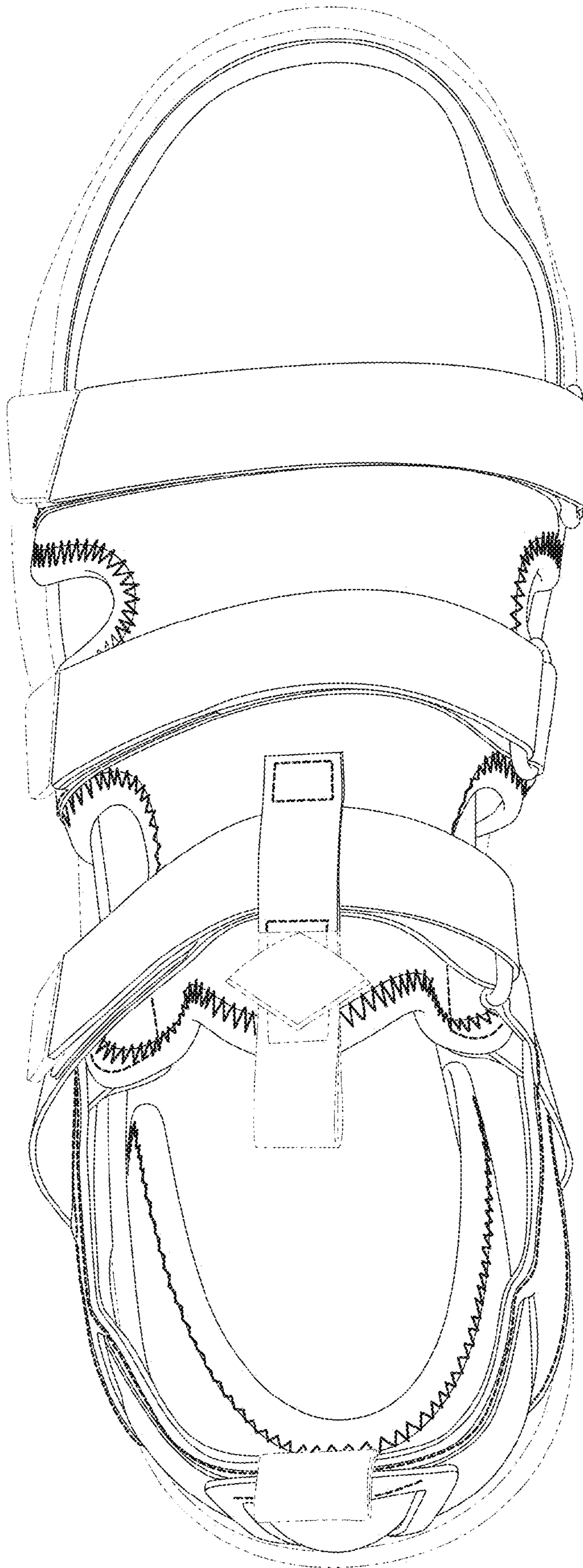


Fig. 2

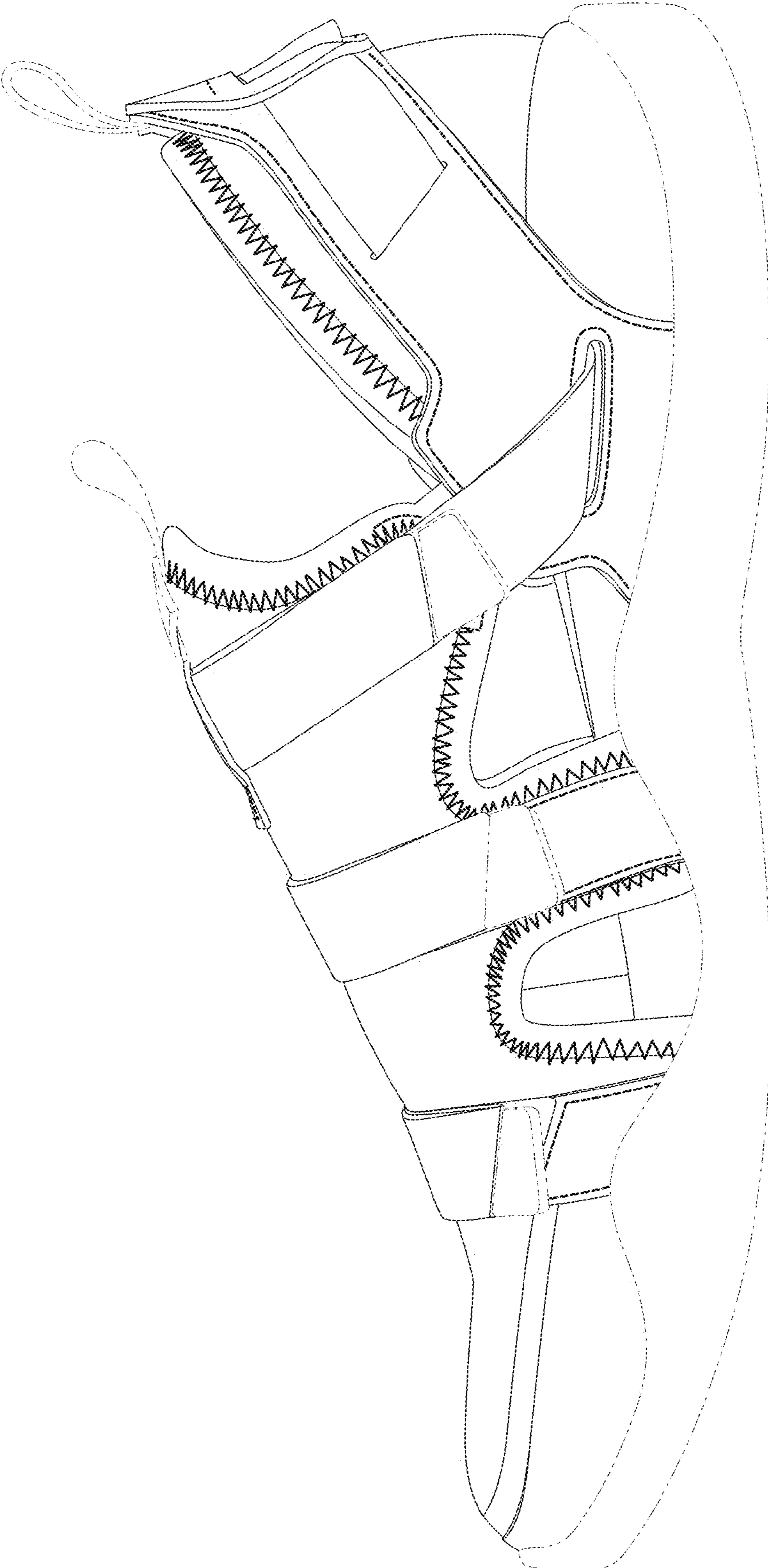


Fig. 3

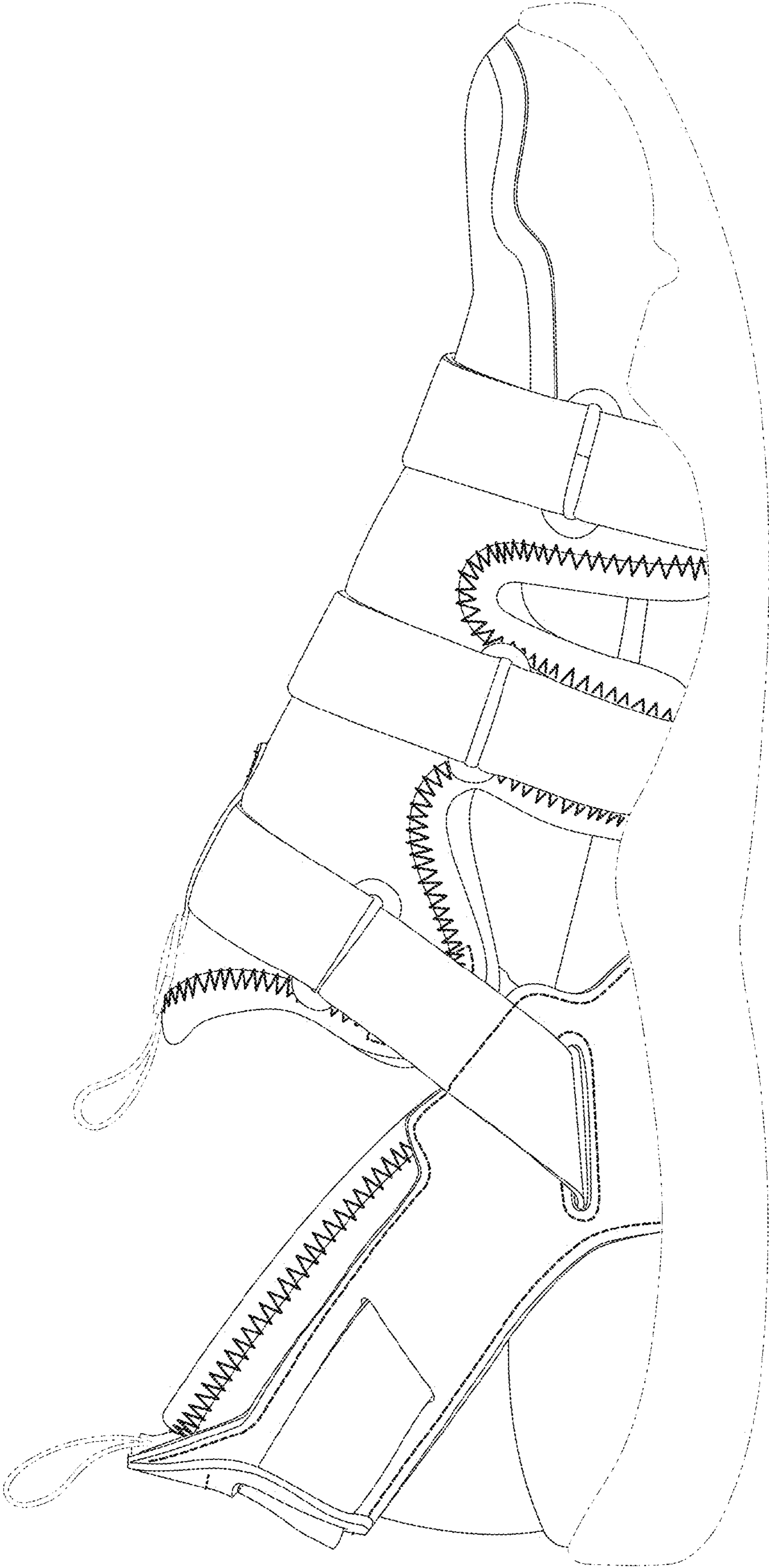


Fig. 4

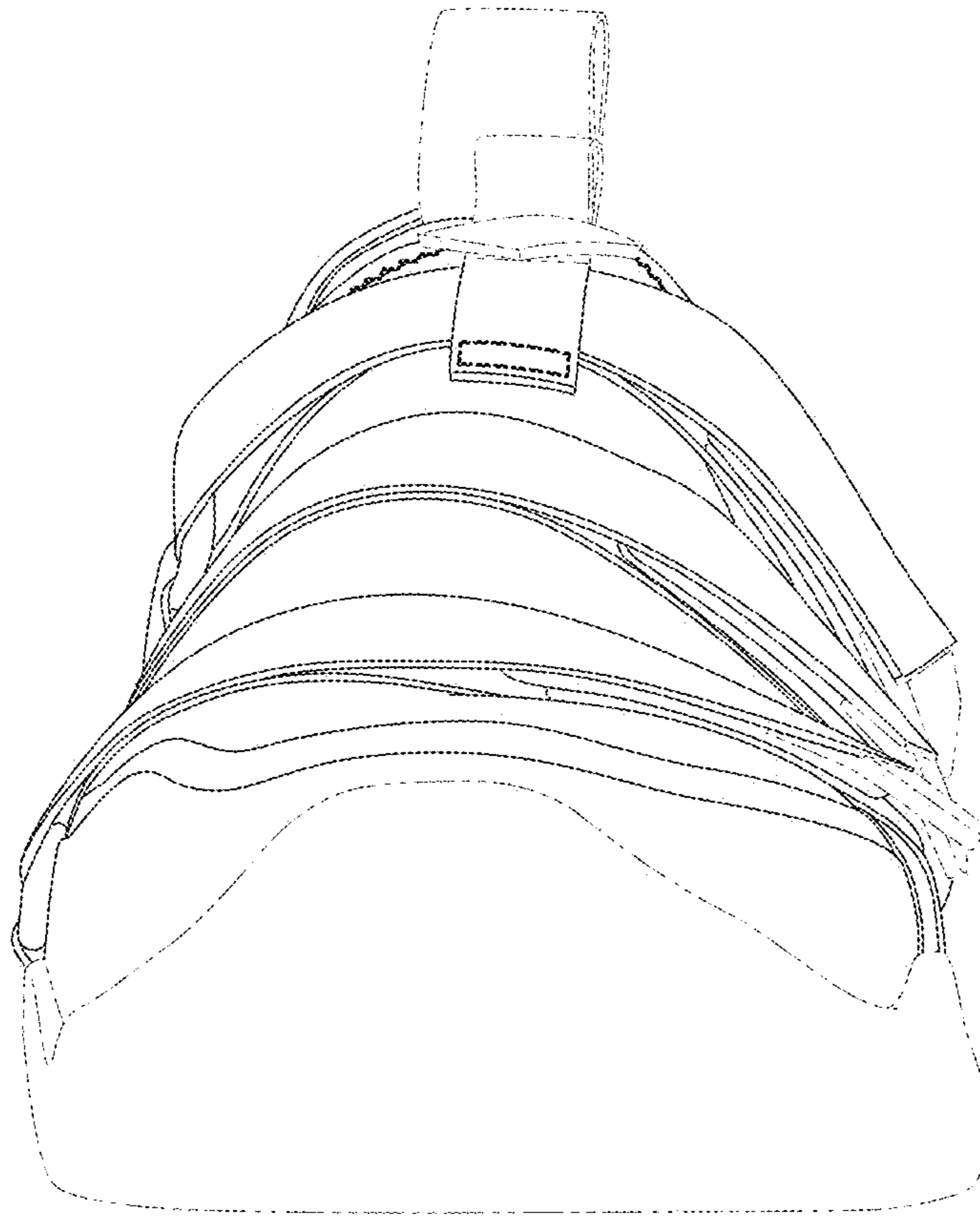


Fig. 5




Fig. 6