



US00D984016S

(12) **United States Design Patent**
Zheng

(10) **Patent No.:** **US D984,016 S**

(45) **Date of Patent:** **** Apr. 18, 2023**

(54) **DOWNLIGHT**

(71) Applicant: **Hongbing Zheng**, Hangzhou (CN)

(72) Inventor: **Hongbing Zheng**, Hangzhou (CN)

(**) Term: **15 Years**

(21) Appl. No.: **29/815,065**

(22) Filed: **Nov. 11, 2021**

(30) **Foreign Application Priority Data**

Oct. 22, 2021 (CN) 202130694926.6

(51) **LOC (14) Cl.** **26-05**

(52) **U.S. Cl.**
USPC **D26/74**

(58) **Field of Classification Search**
USPC D26/1, 72, 74-79, 85, 88, 89, 116, 138,
D26/141
CPC F21V 5/00; F21V 6/00; F21V 7/05; F21V
7/06; F21V 9/00; F21V 21/044; F21V
21/047; F21V 21/049; F21S 8/02; F21S
8/026; F21Y 2115/10
See application file for complete search history.

(56) **References Cited**

U.S. PATENT DOCUMENTS

D663,880 S * 7/2012 Janssen F21S 8/026
D26/74
D681,867 S * 5/2013 Wegger D26/124

D712,082 S * 8/2014 Harpenau D26/74
D828,944 S * 9/2018 Xie D26/74
D866,040 S * 11/2019 Wu D26/74
D952,925 S * 5/2022 Li D26/88
2019/0368671 A1* 12/2019 Pace F21S 8/026

FOREIGN PATENT DOCUMENTS

EM 003763747-0001 * 2/2017

* cited by examiner

Primary Examiner — Keli L Hill

(74) *Attorney, Agent, or Firm* — Bayramoglu Law Offices
LLC

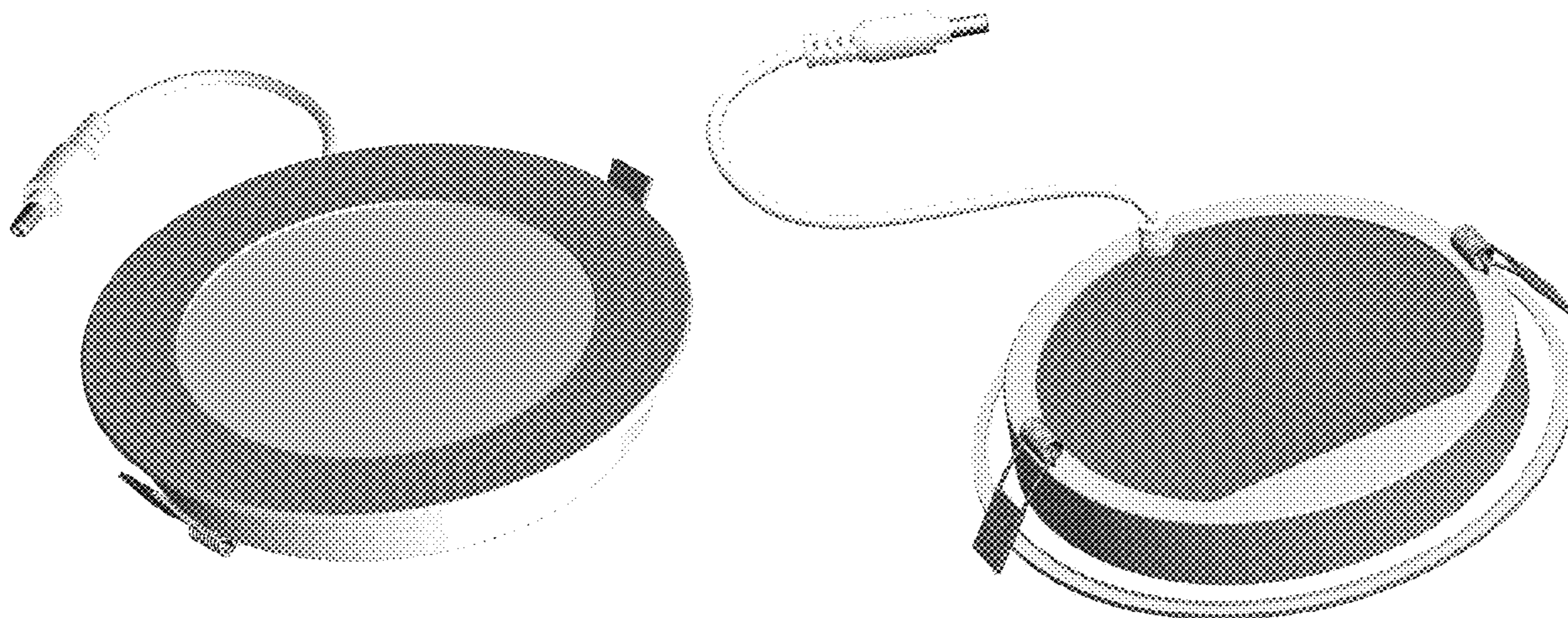
(57) **CLAIM**

The ornamental design for a downlight, as shown and described.

DESCRIPTION

FIG. 1 is a bottom perspective view of a downlight showing my new design;
FIG. 2 is a top perspective view thereof;
FIG. 3 is a front view thereof;
FIG. 4 is a rear view thereof;
FIG. 5 is a left side view thereof;
FIG. 6 is a right side view thereof;
FIG. 7 is a top view thereof; and,
FIG. 8 is a bottom view thereof.

1 Claim, 8 Drawing Sheets






FIG. 1




FIG. 2

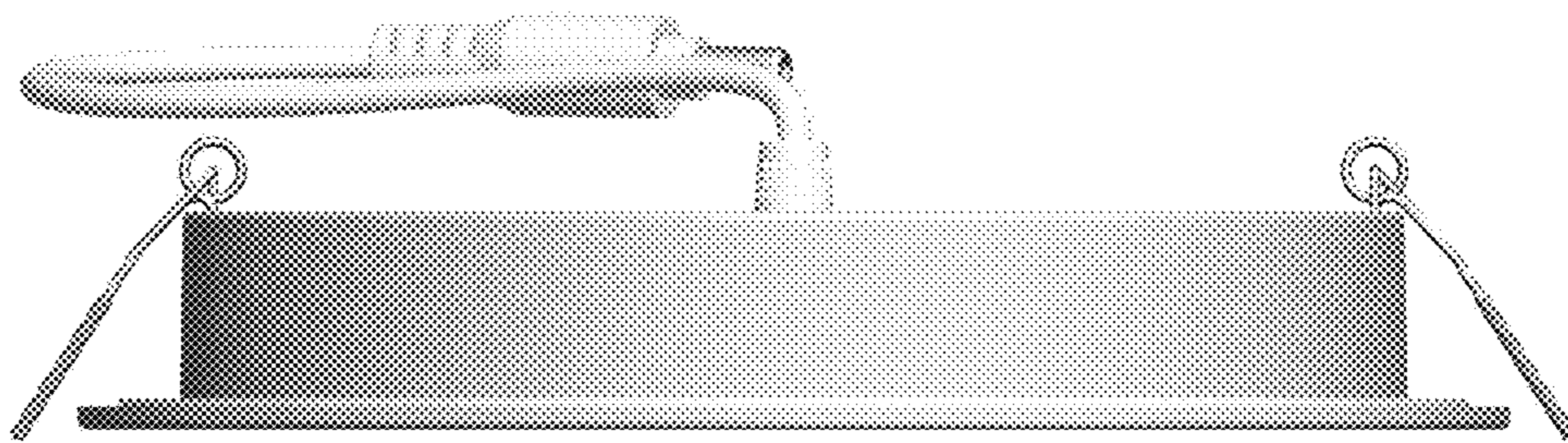


FIG. 3

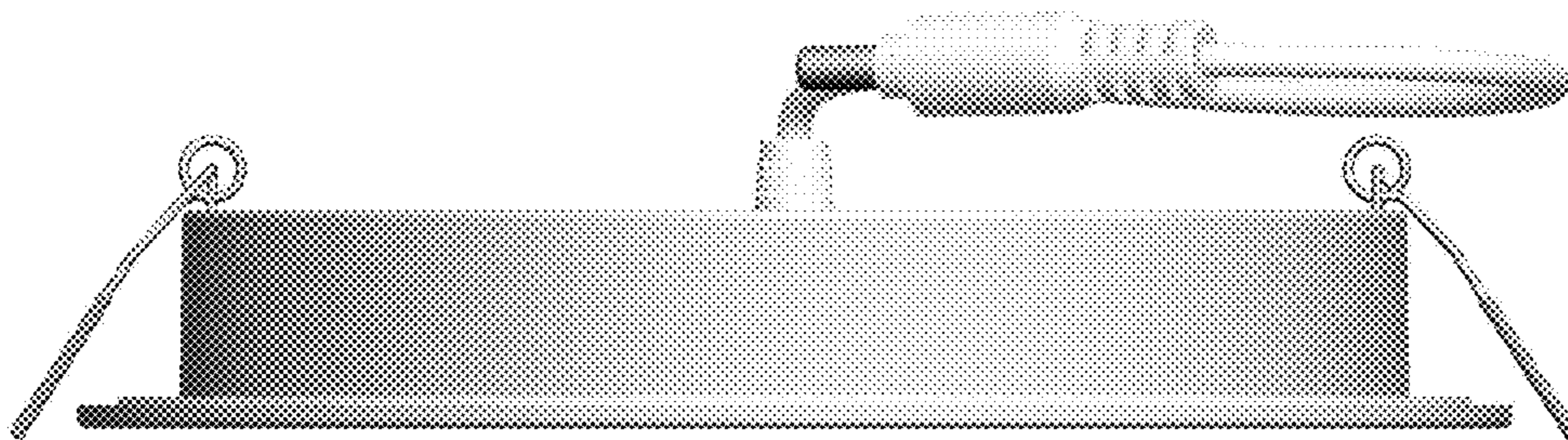


FIG. 4

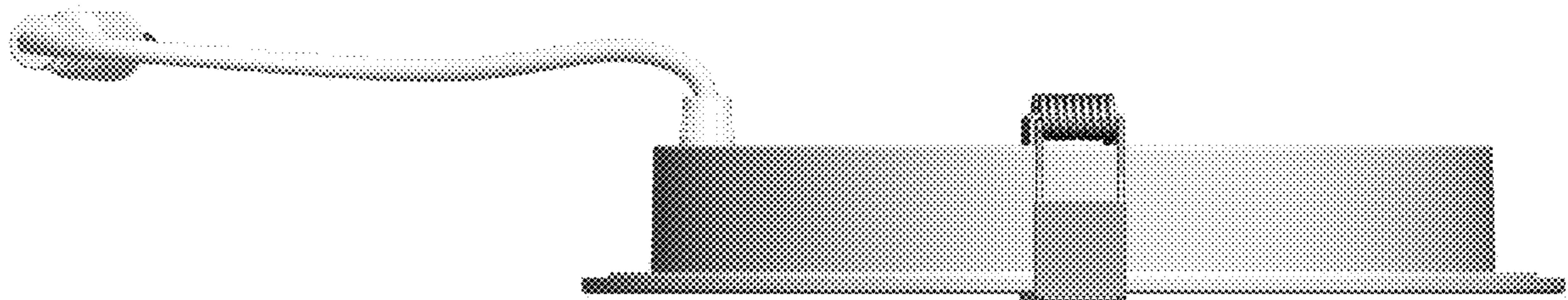


FIG. 5

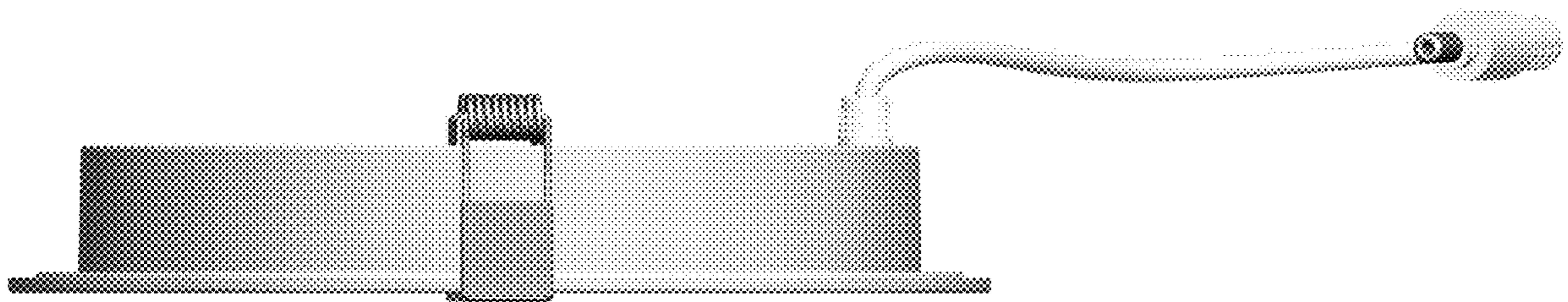


FIG. 6

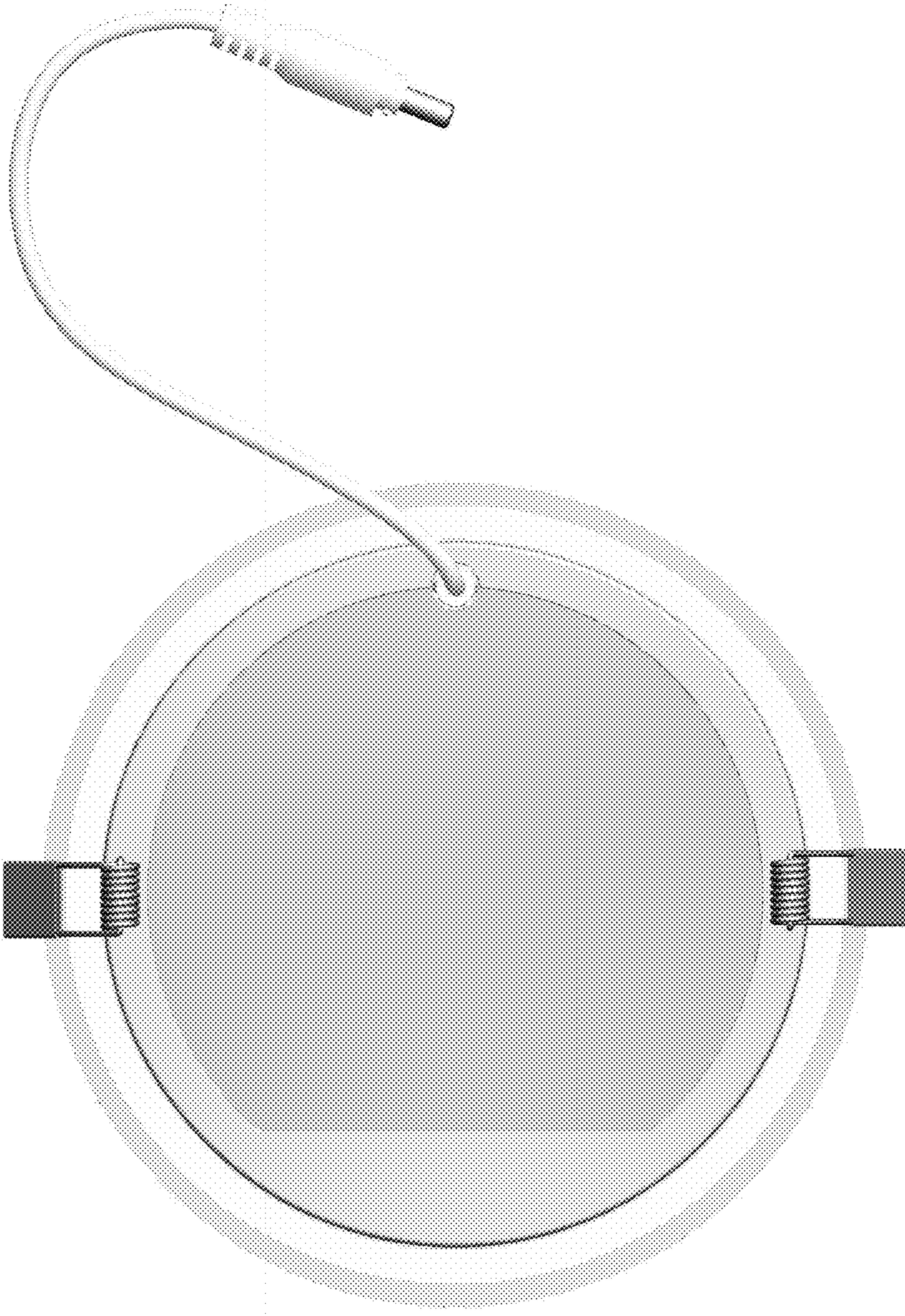


FIG. 7




FIG. 8