



US00D983999S

(12) **United States Design Patent** (10) **Patent No.:** **US D983,999 S**
Van Buren et al. (45) **Date of Patent:** **** Apr. 18, 2023**

(54) **REFUGE ROOM**

(71) Applicant: **Designing Justice + Designing Spaces**,
Oakland, CA (US)

(72) Inventors: **Deanna Van Buren**, Oakland, CA
(US); **Shelley Roberts**, San Pablo, CA
(US); **Oretola Thomas**, Oakland, CA
(US)

(73) Assignee: **DESIGNING JUSTICE +
DESIGNING SPACES**, Oakland, CA
(US)

(**) Term: **15 Years**

(21) Appl. No.: **29/743,944**

(22) Filed: **Jul. 24, 2020**

(51) **LOC (14) Cl.** **25-03**

(52) **U.S. Cl.**
USPC **D25/16**

(58) **Field of Classification Search**
USPC D25/1-35, 58; 52/27, 79.5, 106, 750;
D6/384

(Continued)

(56) **References Cited**

U.S. PATENT DOCUMENTS

2,888,070 A * 5/1959 Smith E06B 9/52
D25/56
D238,572 S * 1/1976 Wheeler D25/1

(Continued)

FOREIGN PATENT DOCUMENTS

CN 301955272 * 6/2012
JP D1072567 * 6/2000

OTHER PUBLICATIONS

Designing Justice + Designing Spaces builds infrastructure to end mass incarceration, available in archpaper.com, announced Year

2019 [online], [site visited May 9, 2022], Internet URL: <https://www.archpaper.com/2019/10/designing-justice-designing-spaces-builds-infrastructure-end-mass-incarceration/> (Year: 2019).*

(Continued)

Primary Examiner — Kathleen L Jones
Assistant Examiner — Jasmine L. Comedy

(74) *Attorney, Agent, or Firm* — Orrick, Herrington & Sutcliffe LLP

(57) **CLAIM**

The ornamental design for a refuge room, as shown and described.

DESCRIPTION

The patent or application file contains at least one drawing executed in color. Copies of this patent or patent application publication with color drawing(s) will be provided by the Office upon request and payment of the necessary fee.

FIG. 1 is a front side view illustrating an embodiment of our new and ornamental design for a refuge room;

FIG. 2 is a back side view illustrating the refuge room of FIG. 1;

FIG. 3 is a right side view illustrating the refuge room of FIG. 1;

FIG. 4 is a left side view illustrating the refuge room of FIG. 1;

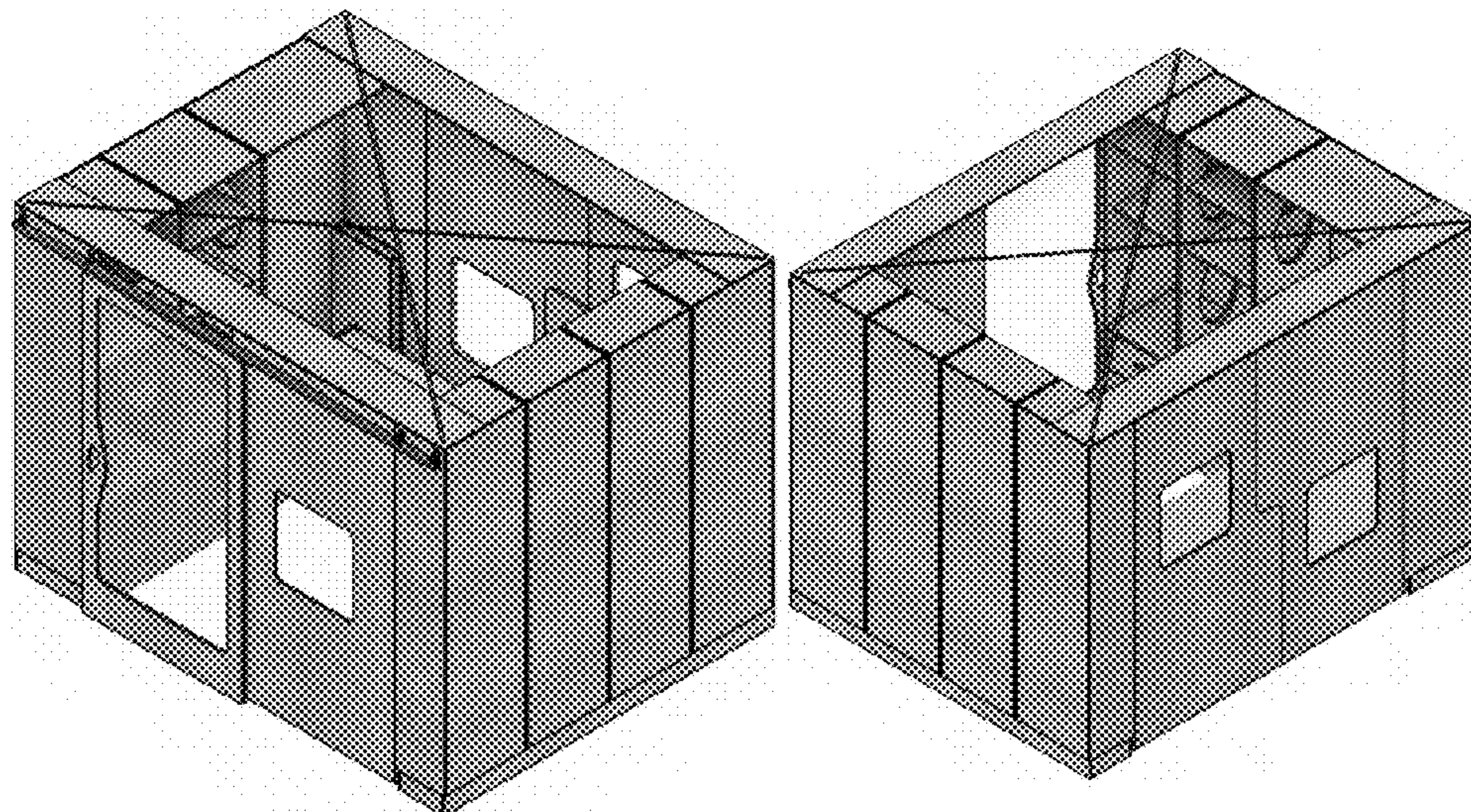
FIG. 5 is a top view illustrating the refuge room of FIG. 1;

FIG. 6 is a bottom view illustrating the refuge room of FIG. 1;

FIG. 7 is a top-right perspective view illustrating the new and ornamental design for the refuge room of FIG. 1; and, FIG. 8 is a top-left perspective view illustrating the new and ornamental design for the refuge room of FIG. 1.

The broken lines and the surfaces adjacent to these edges shown in the drawings depicts portions of the refuge room that form no part of the claim.

1 Claim, 8 Drawing Sheets
(8 of 8 Drawing Sheet(s) Filed in Color)



US D983,999 S

Page 2

(58) **Field of Classification Search**

CPC .. E04H 1/125; E04H 1/02; E04H 1/12; E04H
1/00; E04H 3/08; B60P 3/34; B60P 3/36;
E06B 9/52; E04B 1/3431

See application file for complete search history.

(56) **References Cited**

U.S. PATENT DOCUMENTS

D239,826 S * 5/1976 Wheeler D25/16
4,324,076 A * 4/1982 Honickman A47B 96/205
52/27
D272,469 S * 1/1984 Burleson D25/1
4,843,788 A * 7/1989 Gavin E04H 3/08
52/750
5,136,463 A * 8/1992 Webster H02B 7/06
174/559
5,191,986 A * 3/1993 Huizenga A47B 61/00
211/189
D549,837 S * 8/2007 Travis D25/33
D559,997 S * 1/2008 Sugimori D25/33
7,644,543 B2 * 1/2010 Amidon, II E04H 3/08
52/106
D700,356 S * 2/2014 Svensson D25/32
8,875,446 B2 * 11/2014 Smith E04B 1/34321
52/106
D740,961 S * 10/2015 Hart D25/16

D745,188 S * 12/2015 Hart D25/16
D831,225 S * 10/2018 Ishizawa D25/33
10,457,189 B1 * 10/2019 Gaw B60P 3/36
2007/0194586 A1 * 8/2007 Gardner B60P 3/34
296/26.13
2010/0042555 A1 * 2/2010 Ranen E04H 3/10
52/27
2010/0043309 A1 * 2/2010 Martin E03C 1/01
52/79.5
2011/0041415 A1 * 2/2011 Esposito E04H 1/1205
52/12
2011/0083379 A1 * 4/2011 Lavi E04H 9/06
52/745.03
2014/0360105 A1 * 12/2014 Trout E04B 1/3431
52/79.5
2015/0308135 A1 * 10/2015 Athanasiou E04H 1/12
52/79.5
2016/0376784 A1 * 12/2016 Timur E04H 1/04
52/27

OTHER PUBLICATIONS

Heschong Mahone Group, "Windows and Offices: A Study of Office Worker Performance and the Indoor Environment," California Energy Commission, (Oct. 2003), pp. 1-143.

* cited by examiner

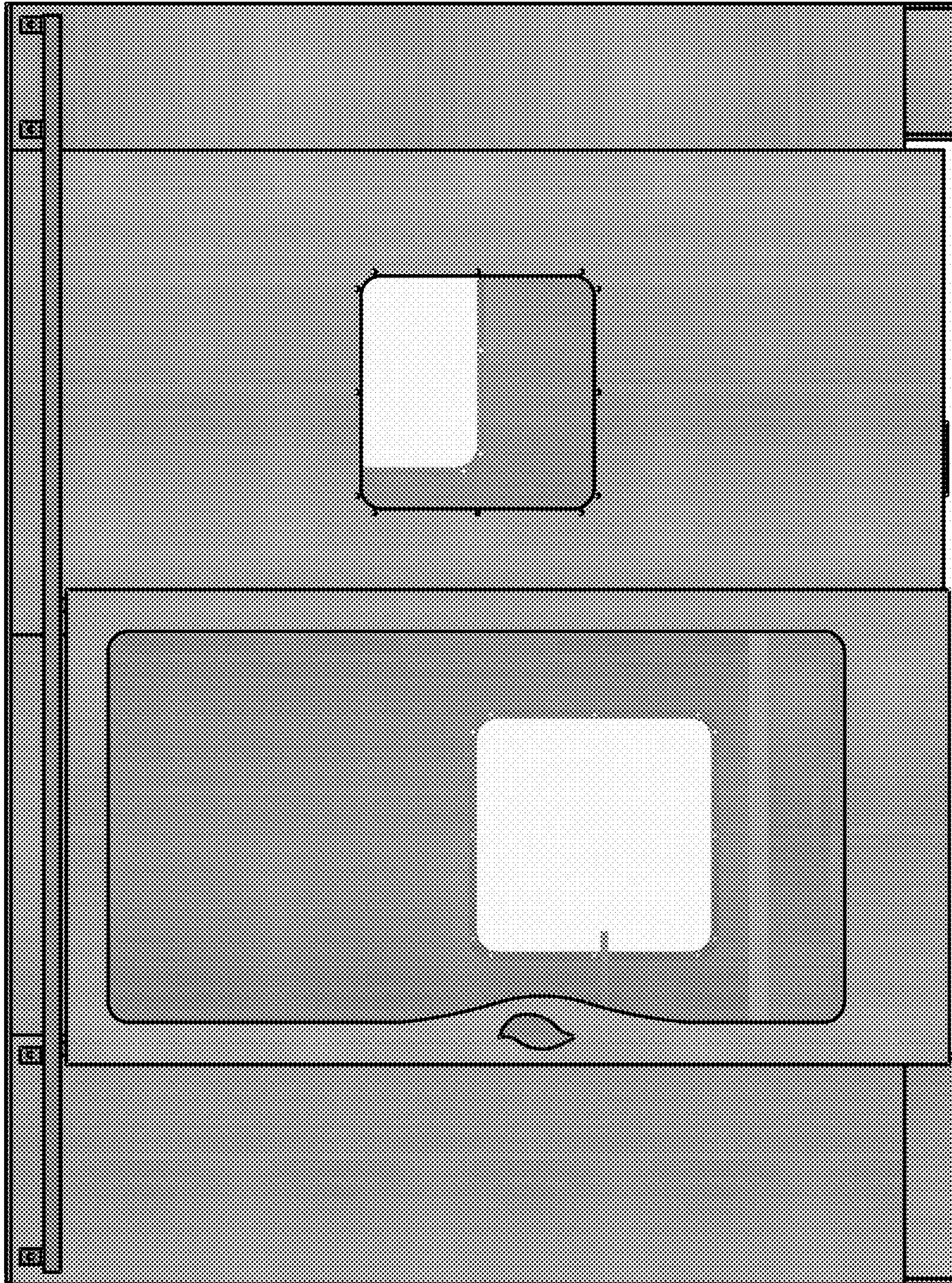


Figure 1

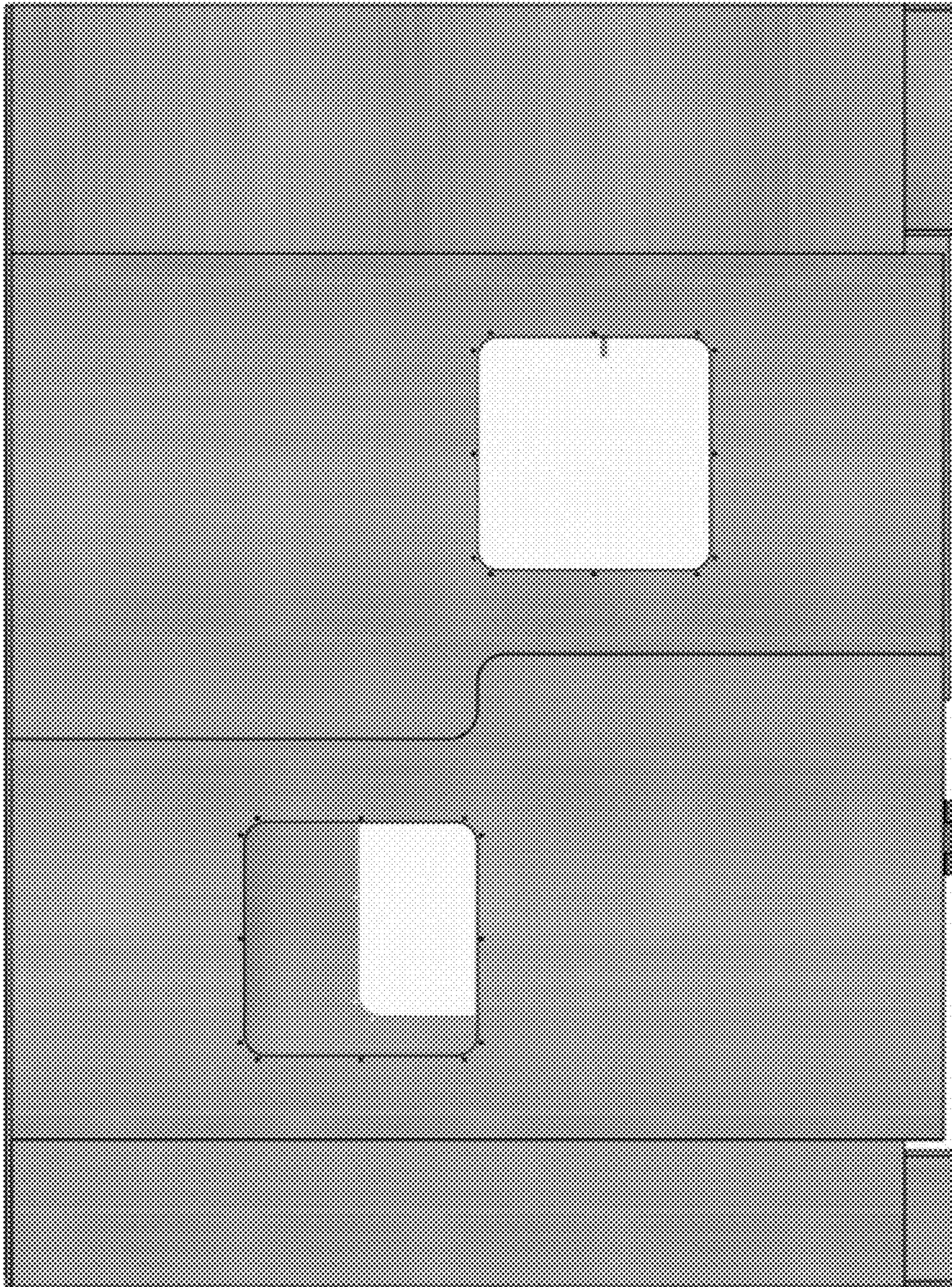


Figure 2




Figure 3




Figure 4

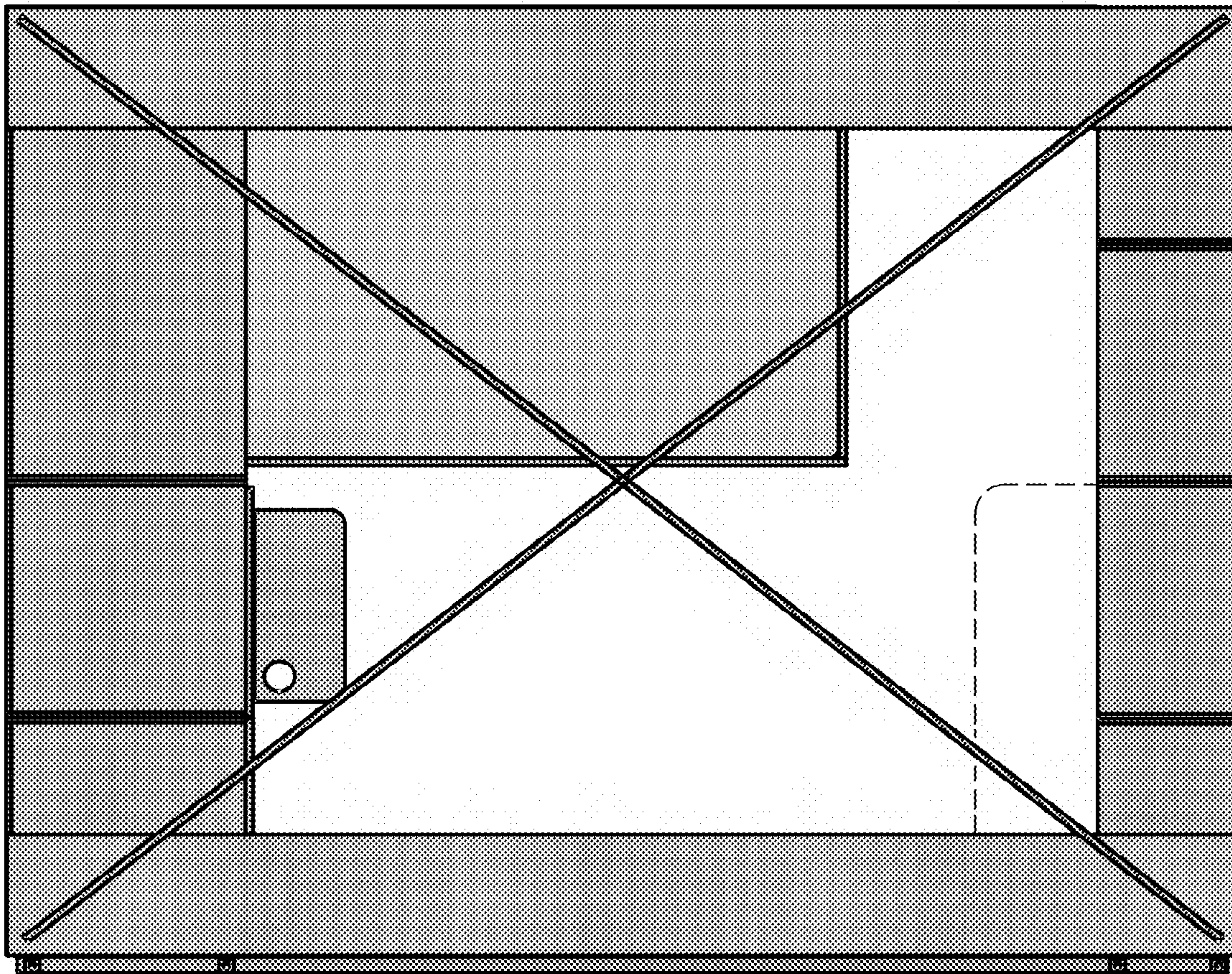


Figure 5

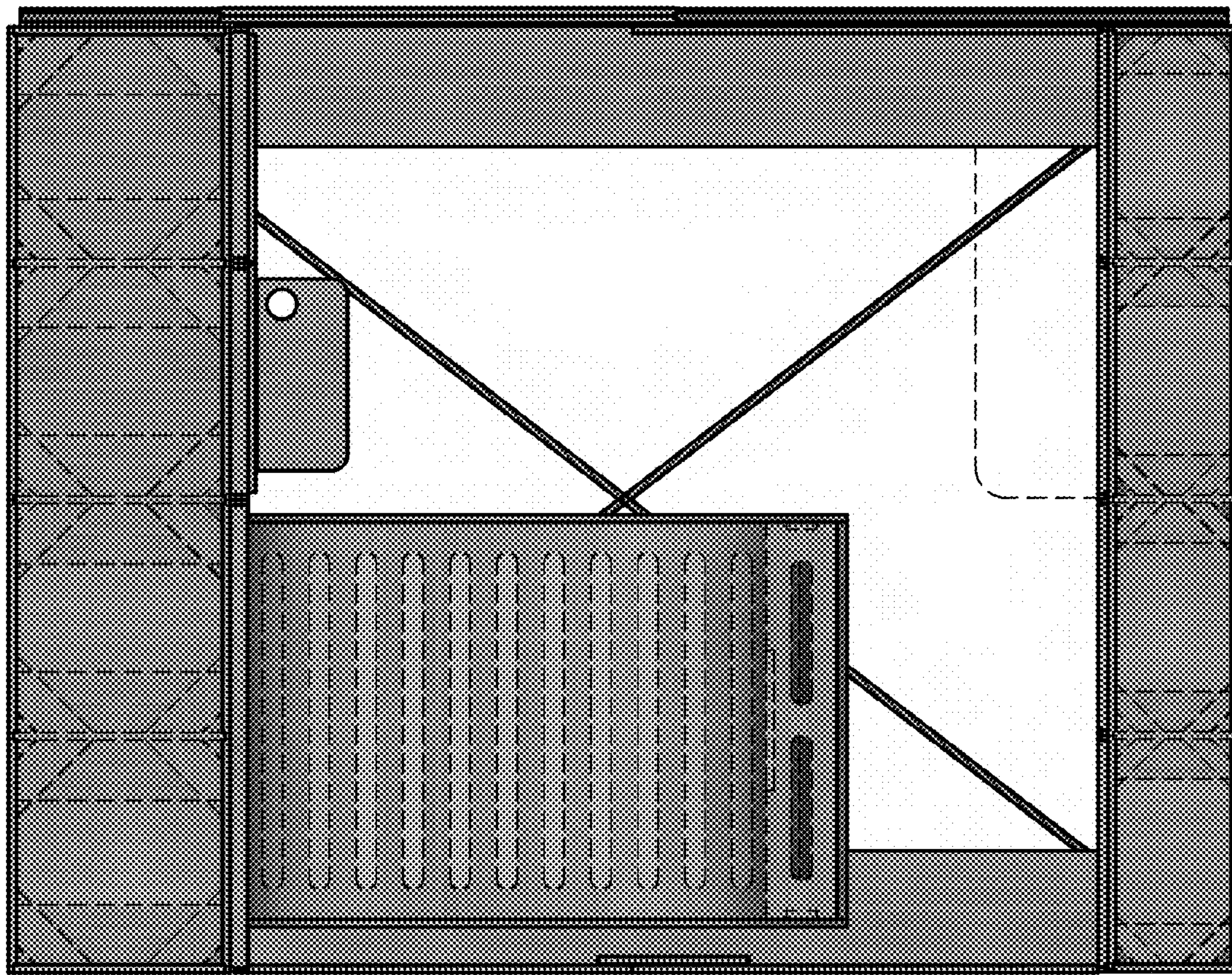


Figure 6

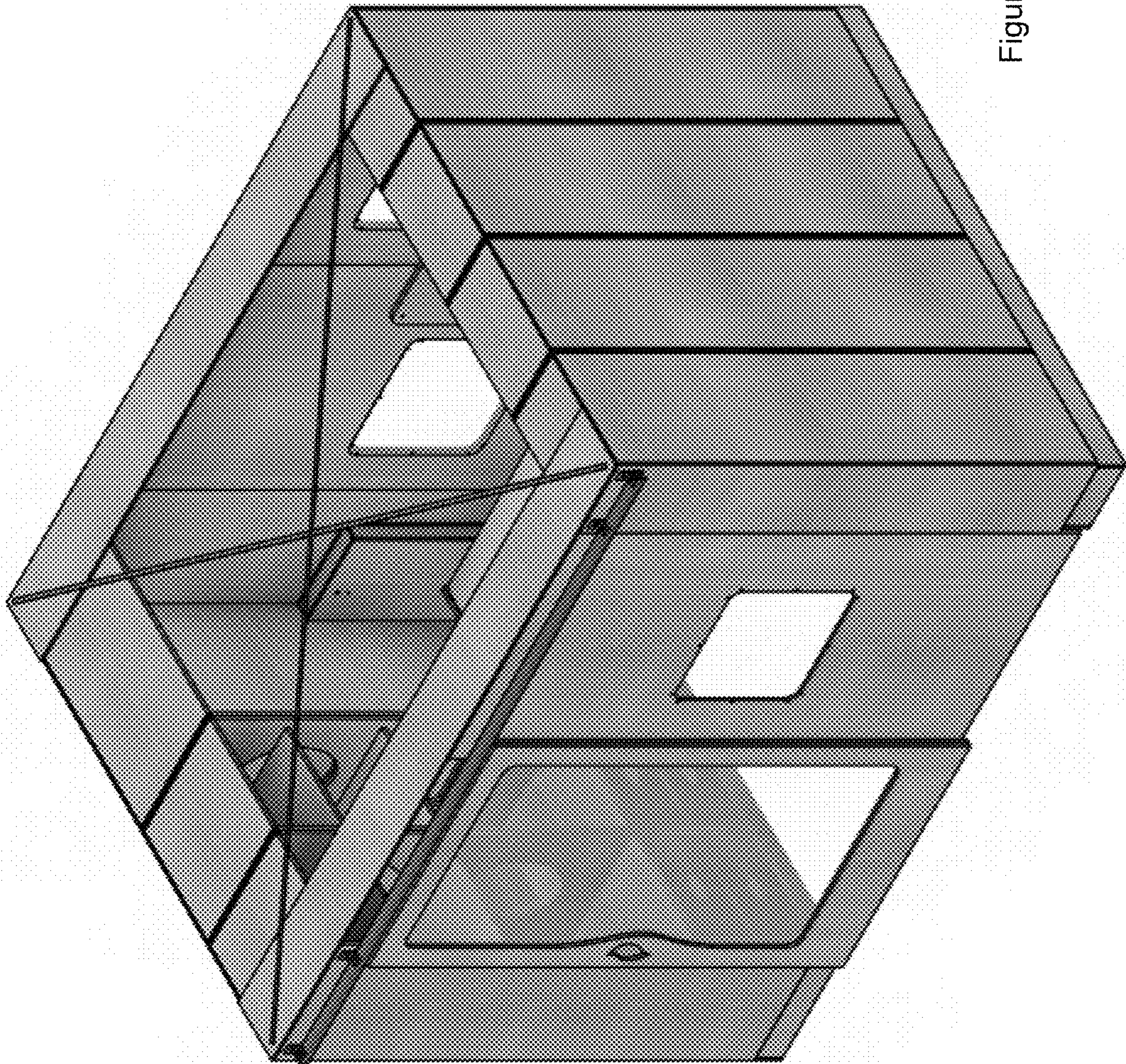


Figure 7

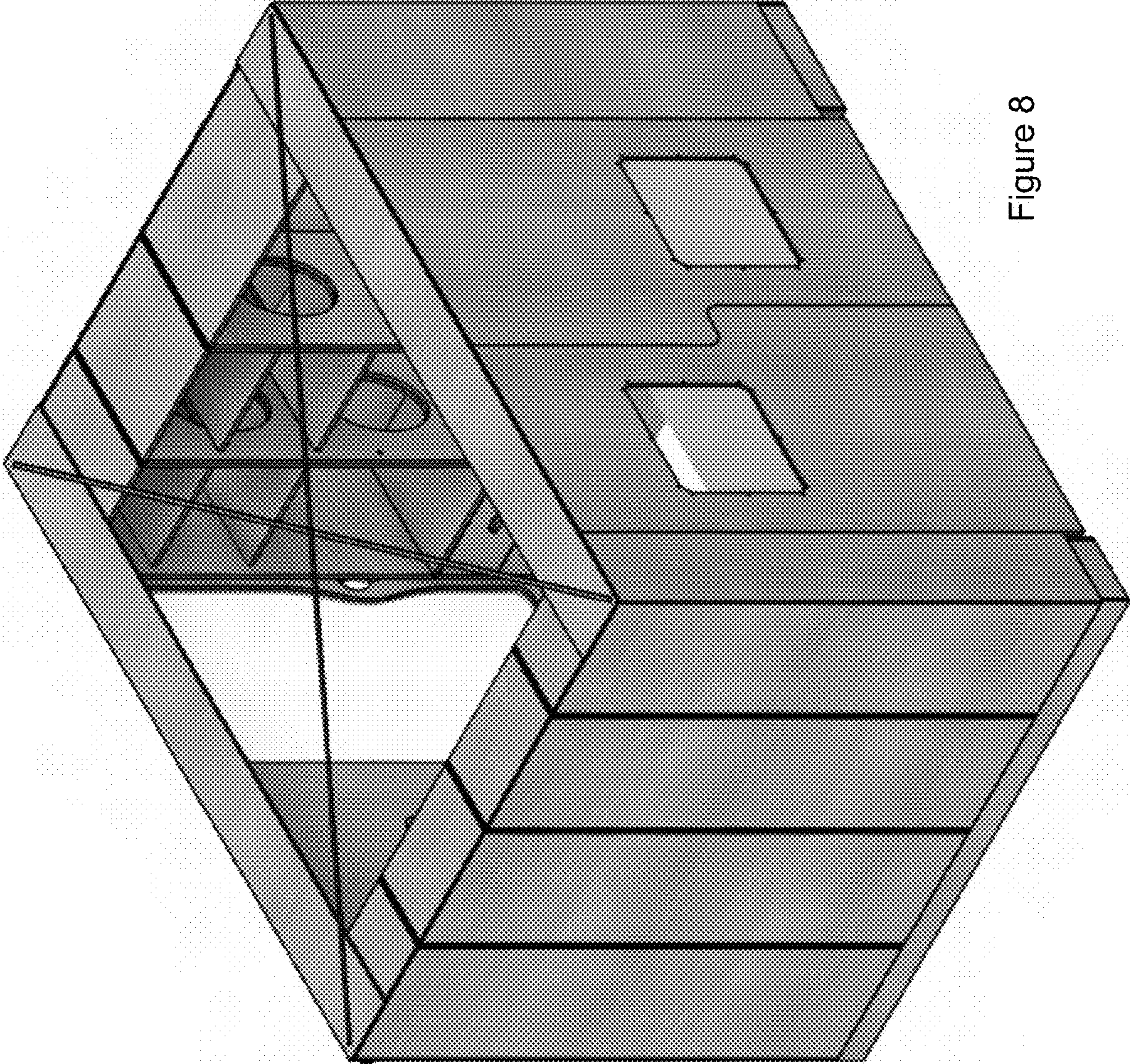


Figure 8