



US00D983990S

(12) **United States Design Patent** (10) **Patent No.:** **US D983,990 S**  
**Shin** (45) **Date of Patent:** **\*\* Apr. 18, 2023**

(54) **MESSAGE DEVICE**  
(71) Applicant: **Mindrepublic, INC.**, Seoul (KR)  
(72) Inventor: **MinKyu Shin**, Namyangju-si (KR)  
(\*\*) Term: **15 Years**

D804,110 S \* 11/2017 Hamill ..... D30/160  
D844,163 S \* 3/2019 Du ..... D24/215  
D871,600 S \* 12/2019 Wang ..... D24/215  
D896,978 S \* 9/2020 Cheung ..... D24/215  
D898,210 S \* 10/2020 Cheung ..... D24/215  
D917,714 S \* 4/2021 Chen ..... D24/187  
D920,528 S \* 5/2021 Hood ..... D24/214  
D967,452 S \* 10/2022 Perraudau ..... D24/215

(21) Appl. No.: **35/513,720**  
(22) Filed: **Jan. 13, 2022**

**OTHER PUBLICATIONS**

Flonaglobal, "Fiona X ChoiMona Gua Sha", Access Date: Oct. 26, 2022. <https://www.flonaglobal.com/product/flona-x-choimona-gua-sha/21/> (Year: 2022).  
Orbit, "Massage Device", Registration No. D219049-001. Application Date: Jan. 13, 2022. [www.orbit.com](http://www.orbit.com). (Year: 2022).\*

(80) **Hague Agreement Data**  
Int. Filing Date: **Jan. 13, 2022**  
Int. Reg. No.: **DM/219049**  
Int. Reg. Date: **Jan. 13, 2022**  
Int. Reg. Pub. Date: **Feb. 25, 2022**

\* cited by examiner

*Primary Examiner* — Michael A Maharajh  
(74) *Attorney, Agent, or Firm* — Antonio Ha & U.S. Patent, LLC

(30) **Foreign Application Priority Data**  
Sep. 2, 2021 (KR) ..... 30-2021-0041834

(57) **CLAIM**

(51) **LOC (14) Cl.** ..... **24-01**  
(52) **U.S. Cl.**  
USPC ..... **D24/215**

The ornamental design for a massage device, as shown and described.

(58) **Field of Classification Search**  
USPC ..... D24/141, 188, 189, 190, 200, 211, 212, D24/213, 214, 215; D30/160; D23/366  
CPC ..... A61H 2015/0014; A61H 15/0092; A61H 39/04; A61H 2015/0042; A61H 2201/0157; A61H 7/007; A61H 15/0085; A61H 7/003; A61H 7/002  
See application file for complete search history.

**DESCRIPTION**

(56) **References Cited**  
U.S. PATENT DOCUMENTS

1. Massage device  
Fig. 1.1 is a top perspective view of a massage device showing our new design;  
Fig. 1.2 is a bottom perspective view thereof;  
Fig. 1.3 is a front view thereof;  
Fig. 1.4 is a back view thereof;  
Fig. 1.5 is a left view thereof;  
Fig. 1.6 is a right view thereof;  
Fig. 1.7 is a top view thereof; and  
Fig. 1.8 is a bottom view thereof.  
The broken lines shown in the figures are for the purposes of illustrating portions of the massage device which form no part of the claimed design.

D501,257 S \* 1/2005 Huang ..... D24/214  
D556,393 S \* 11/2007 Rutherford ..... D21/601  
D592,305 S \* 5/2009 Cho ..... D24/133  
D607,116 S \* 12/2009 Morganstern ..... D24/214  
D650,488 S \* 12/2011 Donahue ..... D24/214

**1 Claim, 8 Drawing Sheets**

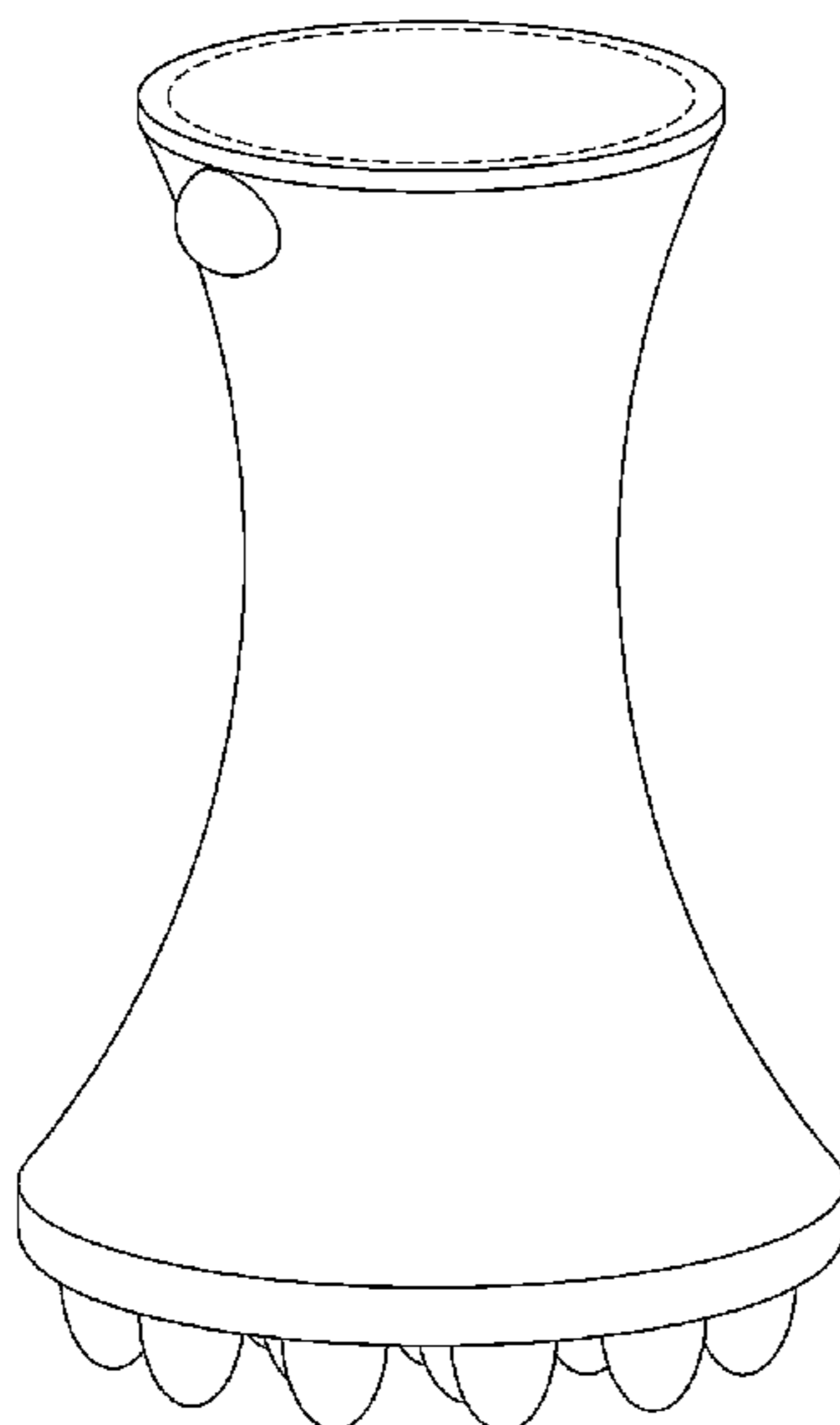


fig. 1.1

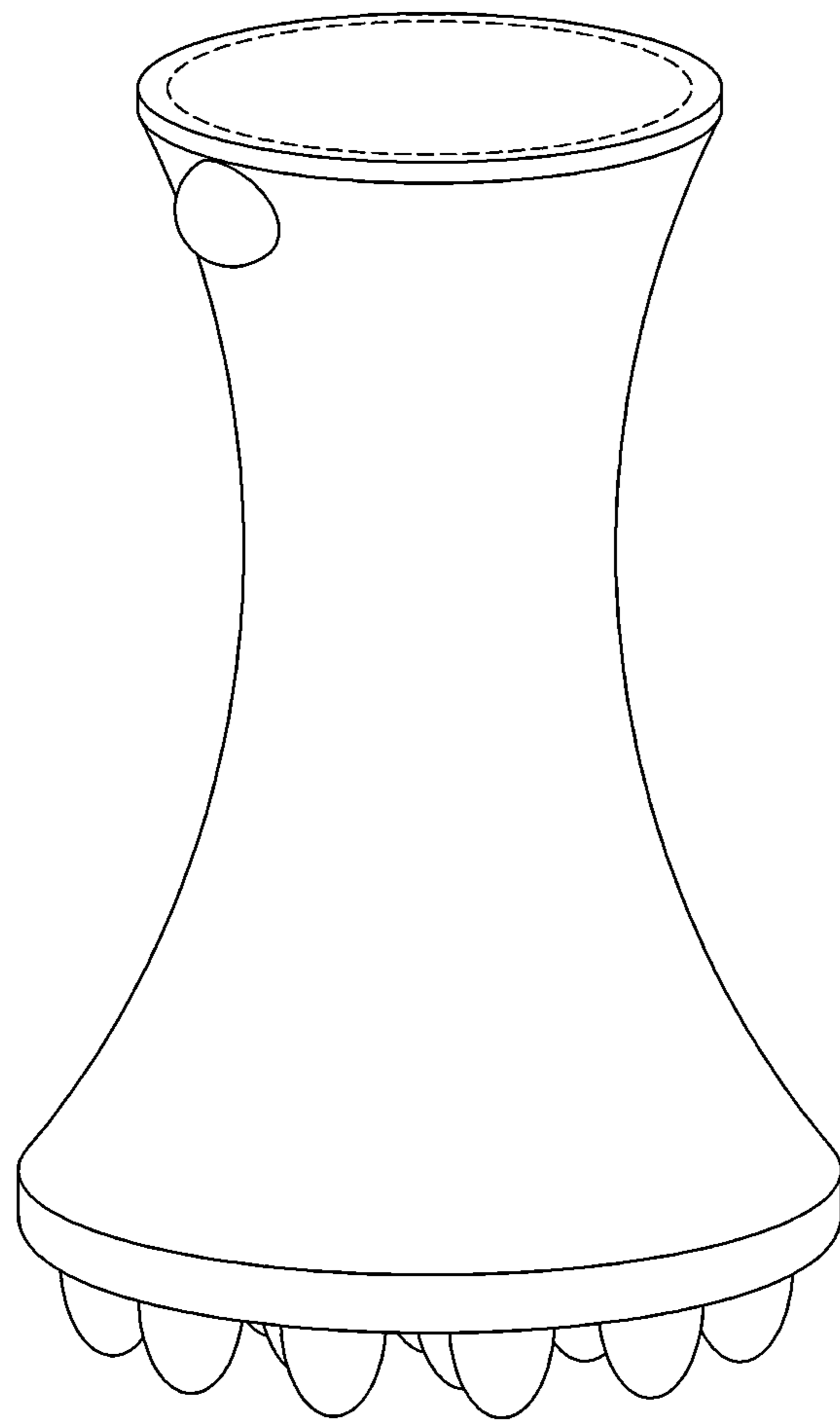


fig. 1.2

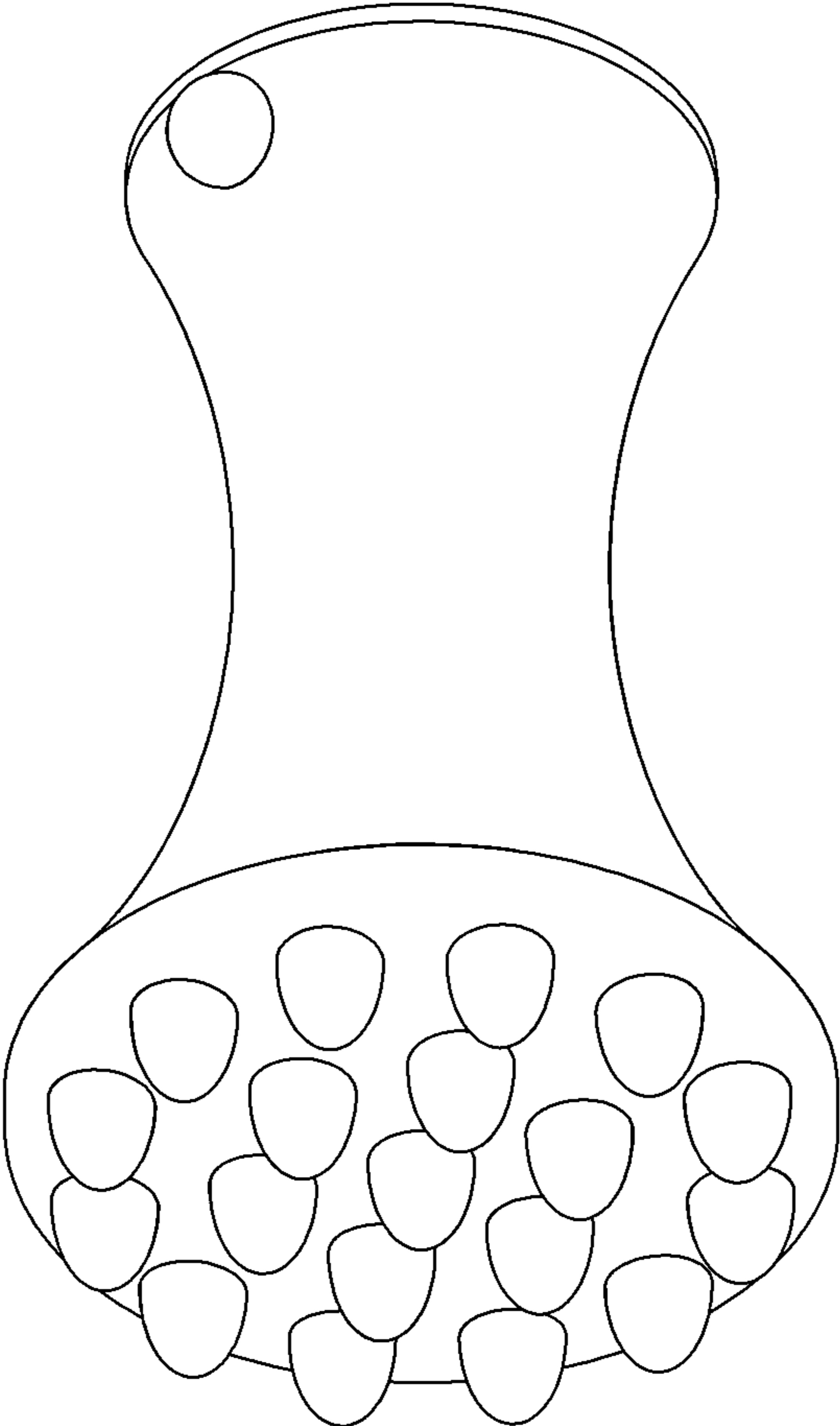


fig. 1.3

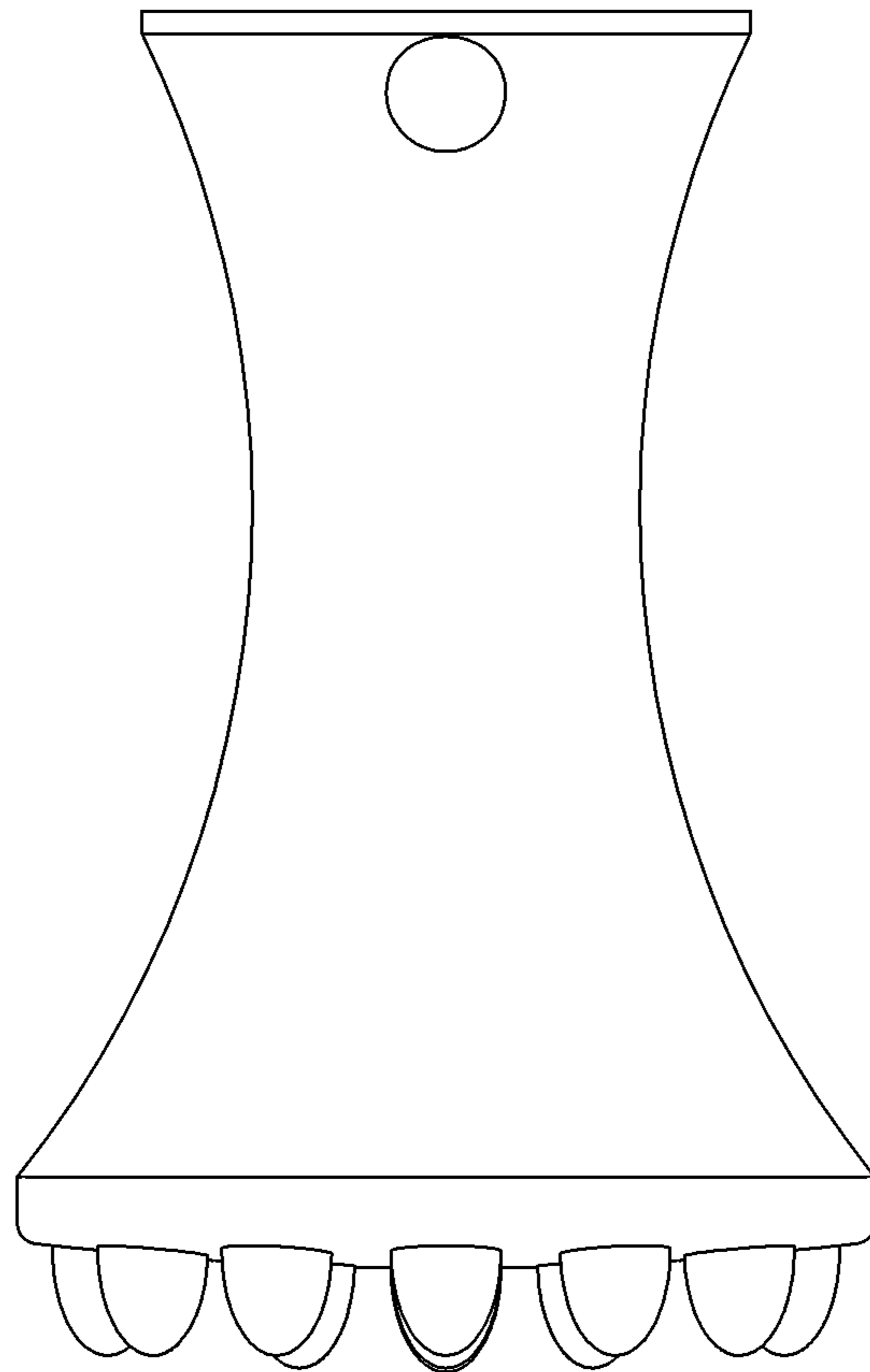


fig. 1.4

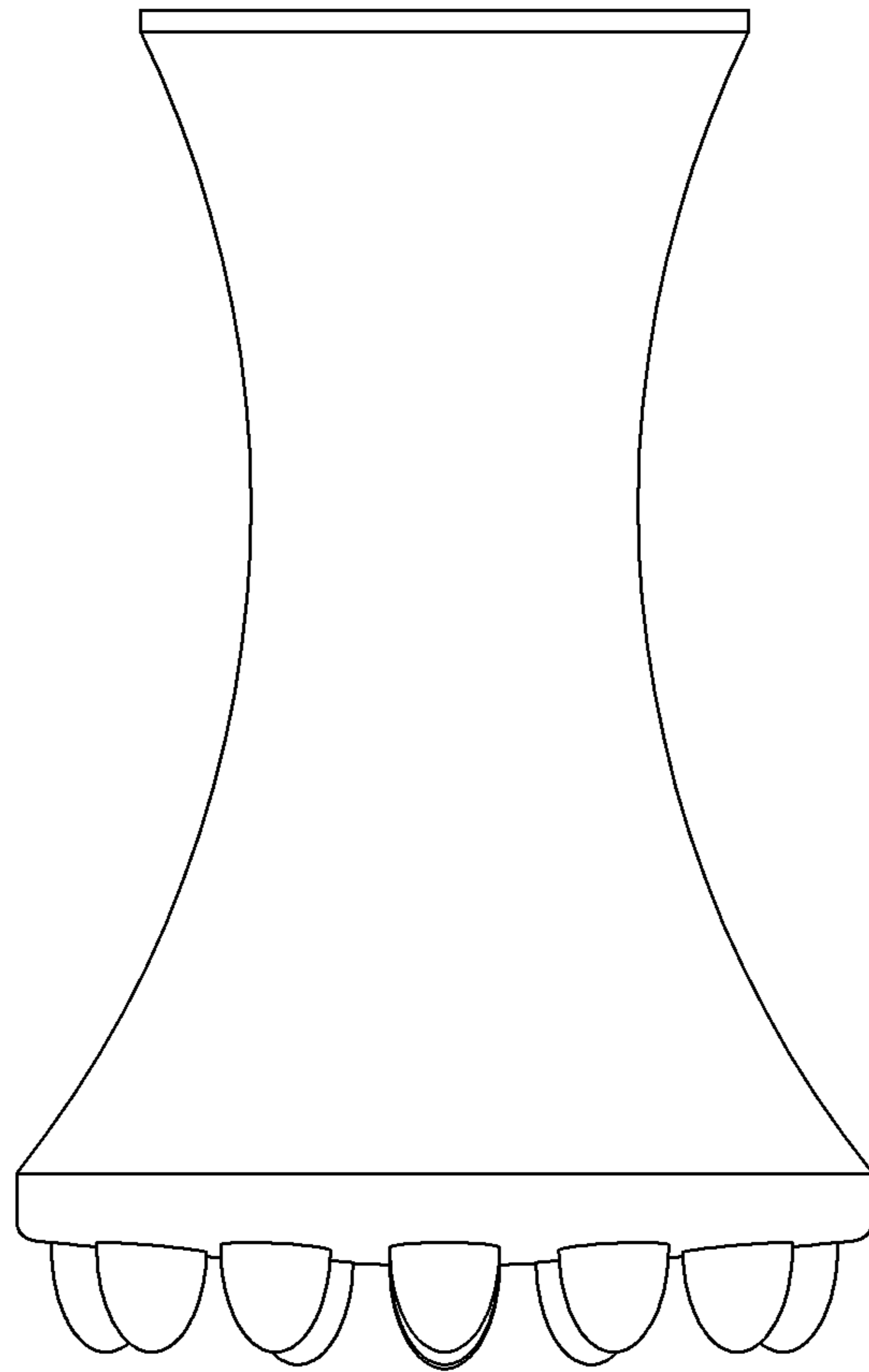


fig. 1.5

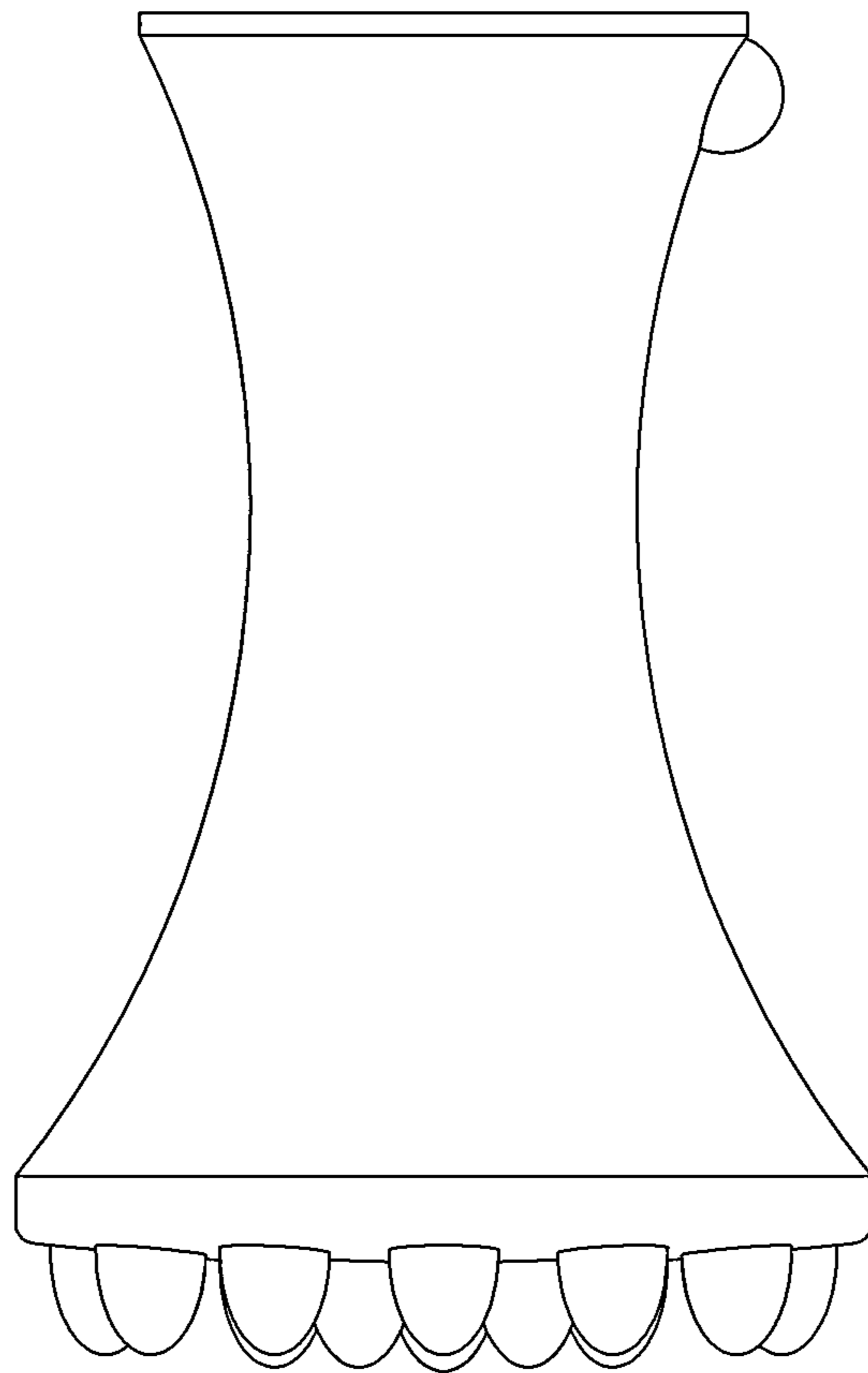


fig. 1.6

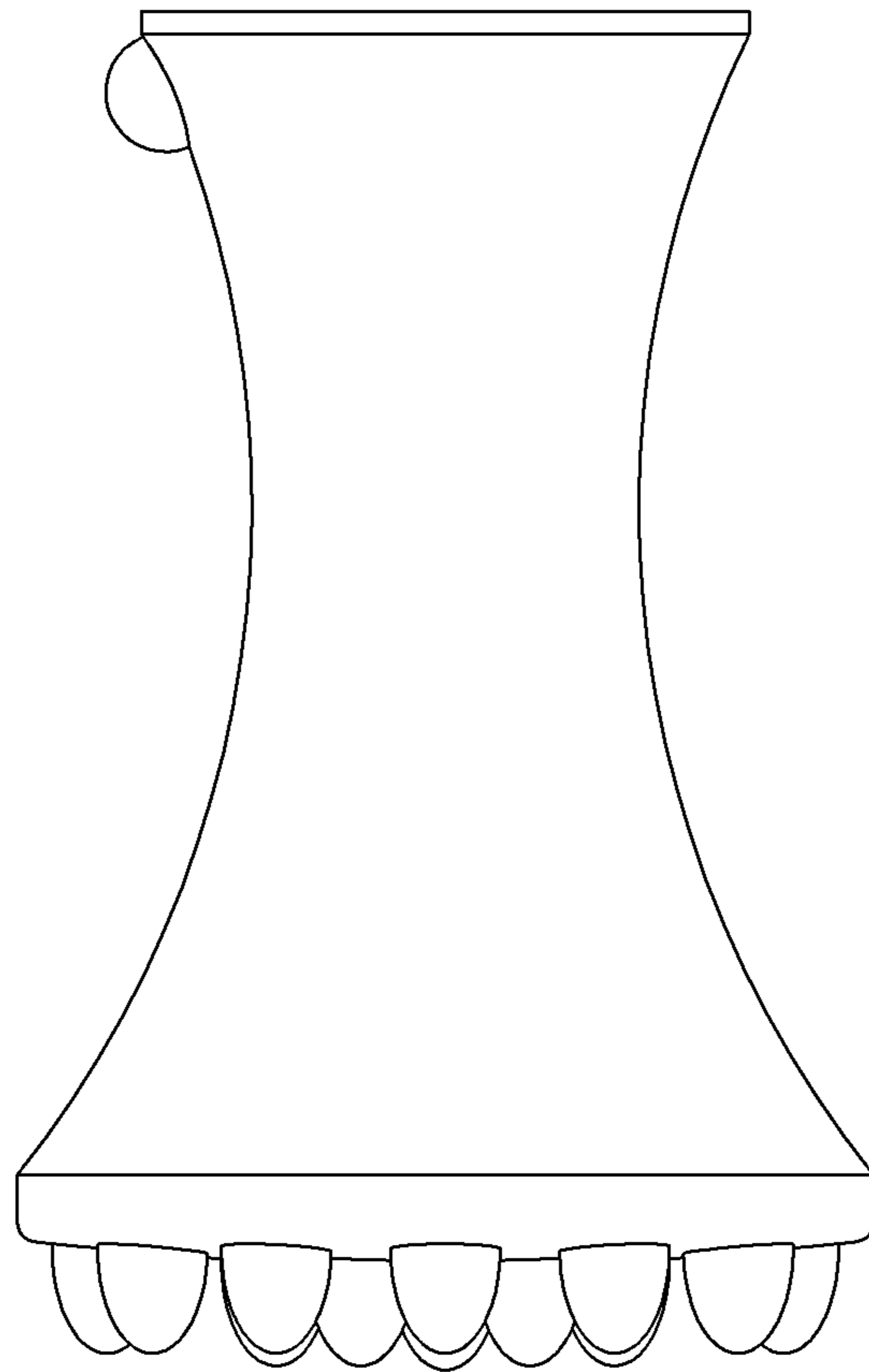


fig. 1.7

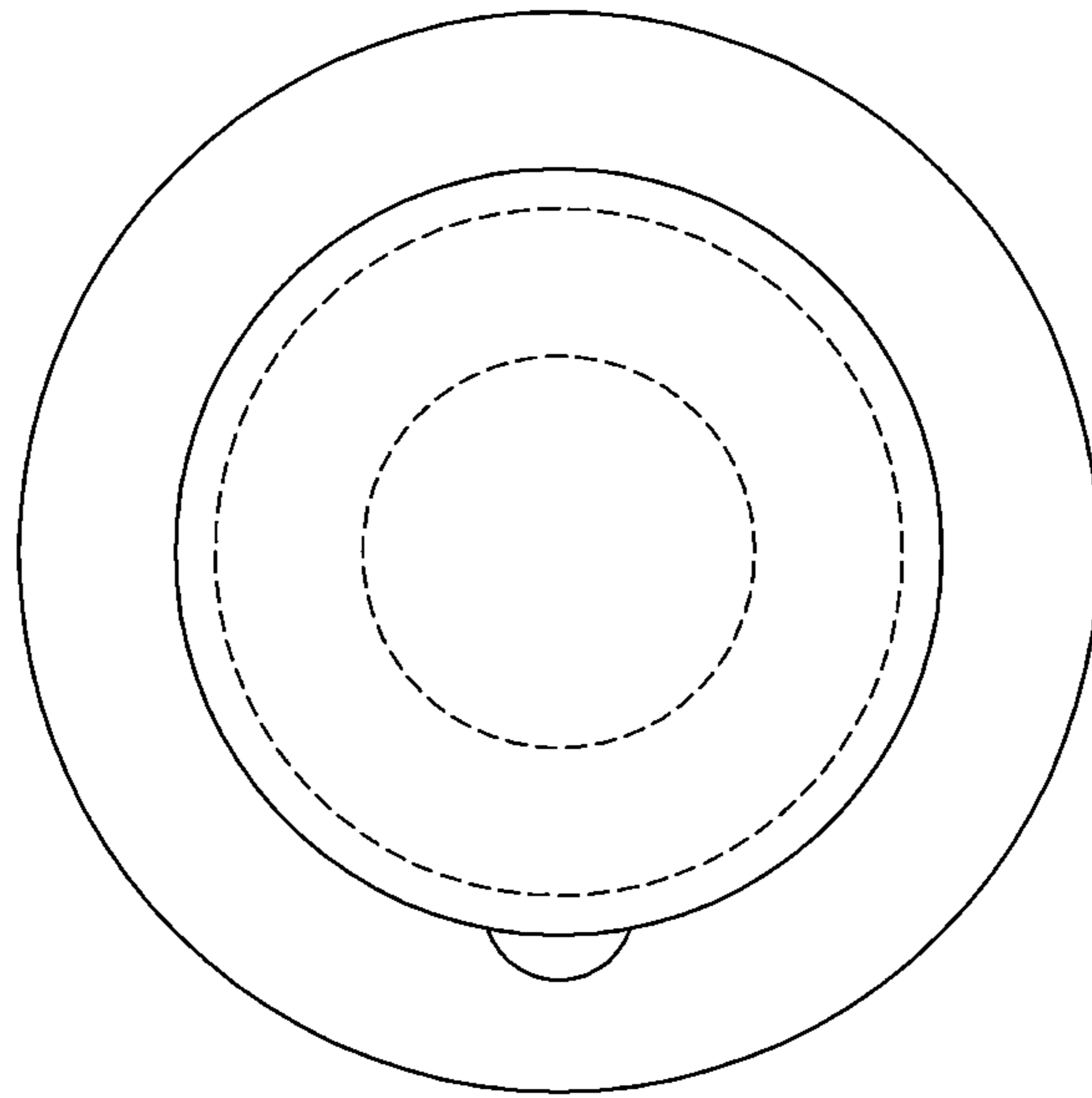




fig. 1.8

