



US00D983958S

(12) **United States Design Patent** (10) **Patent No.:** **US D983,958 S**  
**Du** (45) **Date of Patent:** **\*\* Apr. 18, 2023**

(54) **FIREPLACE SCREEN**  
(71) Applicant: **Chuang Du**, Guangzhou (CN)  
(72) Inventor: **Chuang Du**, Guangzhou (CN)  
(73) Assignee: **Chuang Du**, Guangzhou (CN)  
(\*\*) Term: **15 Years**

D289,918 S \* 5/1987 Catania ..... D23/406  
5,163,417 A \* 11/1992 Dalton ..... F24B 1/192  
160/DIG. 9  
D344,329 S \* 2/1994 Patel ..... D23/406  
D345,012 S \* 3/1994 Patel ..... D23/406  
D352,776 S \* 11/1994 Hill ..... D23/398  
D362,301 S \* 9/1995 Kahonen ..... D23/350  
(Continued)

(21) Appl. No.: **29/789,369**  
(22) Filed: **Sep. 18, 2021**  
(51) **LOC (14) Cl.** ..... **07-08**  
(52) **U.S. Cl.**  
USPC ..... **D23/406**  
(58) **Field of Classification Search**  
USPC ..... D23/386, 396-398, 403, 405, 406  
CPC ..... F24B 1/192; F24B 1/193; F24B 1/198;  
F24B 1/191; F24B 1/195  
See application file for complete search history.

**FOREIGN PATENT DOCUMENTS**

CN 201530085691 \* 12/2015

**OTHER PUBLICATIONS**

Kingson Single Panel Fireplace Screen Cover Handcrafted Solid Wrought Iron Mesh, Heat-Resistant Fire Spark Guard for Inside Fireplace-Black, Date First Available: Jun. 22, 2022, site visited Dec. 7, 2022 [https://www.amazon.com/Kingson-Fireplace-Handcrafted-Heat-Resistant-Fireplace-Black/dp/B0B4SFRN49?ref\\_ast\\_sto\\_dp](https://www.amazon.com/Kingson-Fireplace-Handcrafted-Heat-Resistant-Fireplace-Black/dp/B0B4SFRN49?ref_ast_sto_dp) (Year: 2022).\*

*Primary Examiner* — Janice Hallmark  
*Assistant Examiner* — Andrea Marie McKay  
(74) *Attorney, Agent, or Firm* — Nitin Kaushik

(56) **References Cited**

**U.S. PATENT DOCUMENTS**

D65,030 S \* 6/1924 Wilson ..... D23/406  
D66,961 S \* 3/1925 Wilson ..... D23/406  
D151,525 S \* 10/1948 Packard ..... D23/406  
2,598,997 A \* 6/1952 Hyman ..... A47G 5/04  
126/545  
D245,624 S \* 8/1977 McIntire ..... D23/349  
4,048,979 A \* 9/1977 LaVasseur ..... F24B 1/192  
160/135  
D248,443 S \* 7/1978 Mancarella ..... D23/406  
4,102,321 A \* 7/1978 Githens ..... F24B 1/192  
126/545  
4,282,855 A \* 8/1981 Perry ..... F24B 1/1885  
126/534  
D281,901 S \* 12/1985 Demrick ..... D23/406  
D285,336 S \* 8/1986 Demrick ..... D23/406  
D286,176 S \* 10/1986 Catania ..... D23/406  
D286,322 S \* 10/1986 Catania ..... D23/406  
D287,167 S \* 12/1986 Catania ..... D23/406  
D287,273 S \* 12/1986 Catania ..... D23/406  
D288,712 S \* 3/1987 Catania ..... D23/406


(57) **CLAIM**

The ornamental design for a fireplace screen, as shown and described.

**DESCRIPTION**

FIG. 1 is a perspective view of a fireplace screen showing my new design;  
FIG. 2 is another perspective view thereof;  
FIG. 3 is a front elevational view thereof;  
FIG. 4 is a rear elevational view thereof;  
FIG. 5 is a left side elevational view thereof;  
FIG. 6 is a right side elevational view thereof;  
FIG. 7 is a top plan view thereof; and,  
FIG. 8 is a bottom plan view thereof.

**1 Claim, 8 Drawing Sheets**



(56)

**References Cited**

U.S. PATENT DOCUMENTS

D439,652 S \* 3/2001 Schonberger ..... D23/406  
D452,559 S \* 12/2001 Schonberger ..... F24B 1/192  
D23/406  
D539,412 S \* 3/2007 Hills ..... F24B 1/192  
D23/405  
D559,375 S \* 1/2008 Rumens ..... D23/403  
2003/0140570 A1 \* 7/2003 Richmond ..... E04F 19/005  
52/36.3  
2008/0078377 A1 \* 4/2008 Gardner ..... F24B 1/192  
126/548  
2013/0000631 A1 \* 1/2013 Baird ..... F24B 1/192  
126/544  
2015/0345798 A1 \* 12/2015 Stecker ..... F24B 1/192  
29/428

\* cited by examiner






FIG. 1



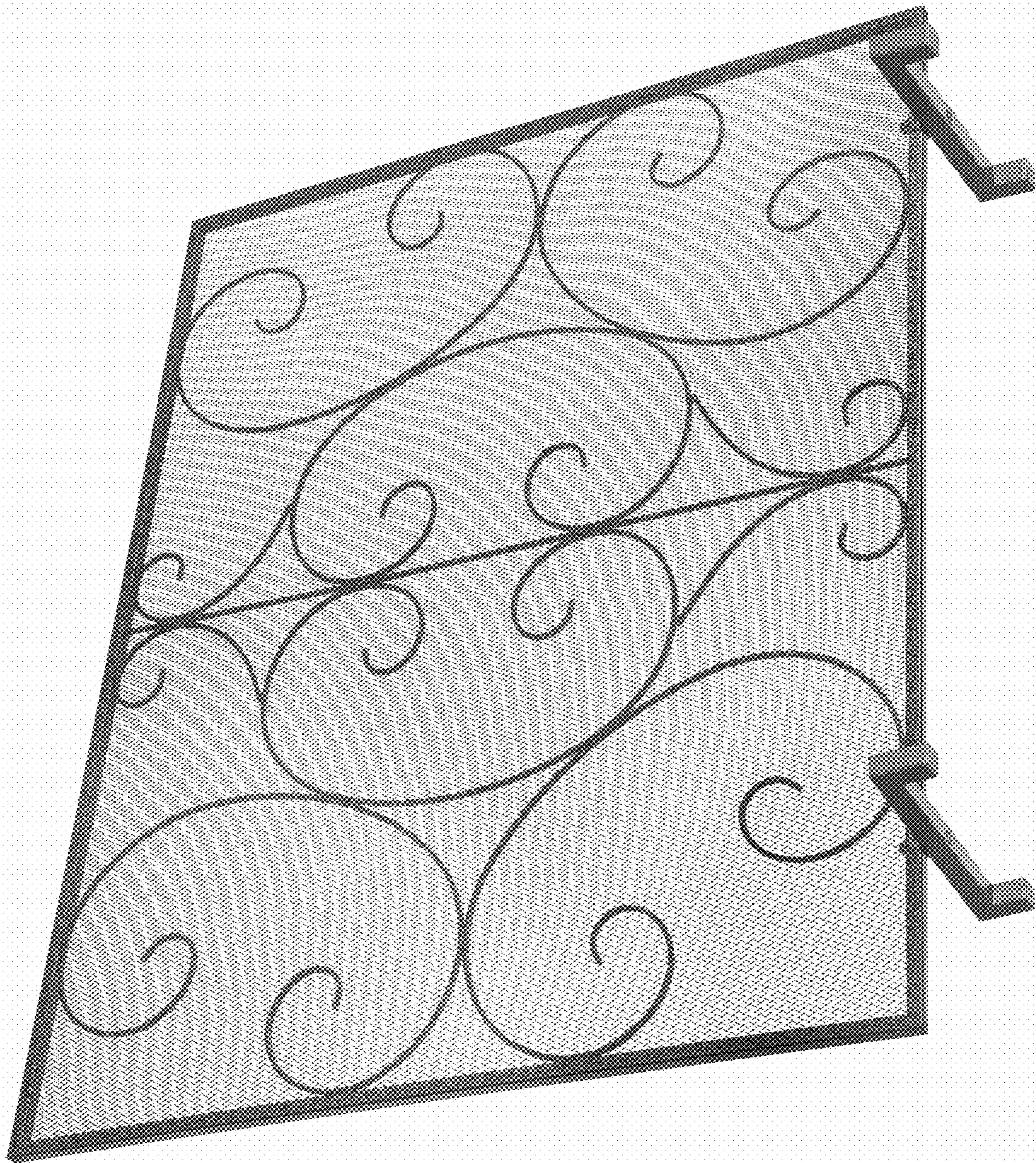


FIG. 2






FIG. 3






FIG. 4






FIG. 5




FIG. 6



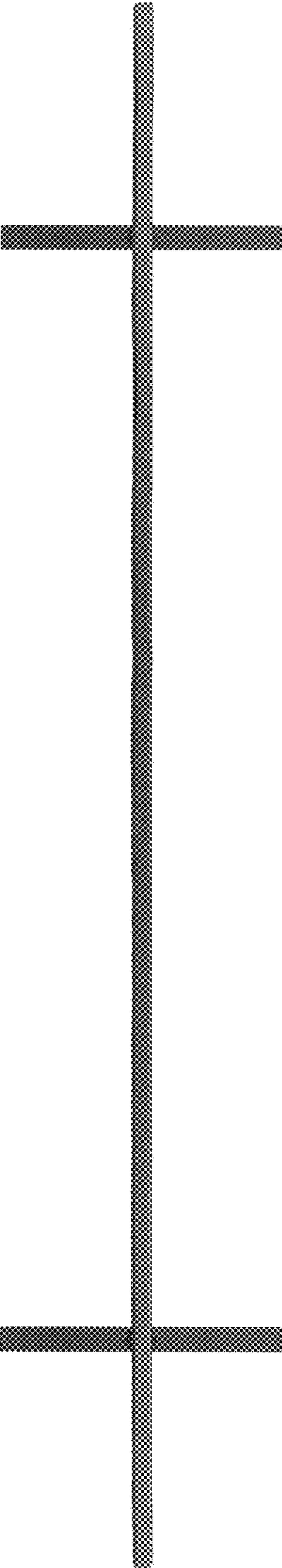


FIG. 7



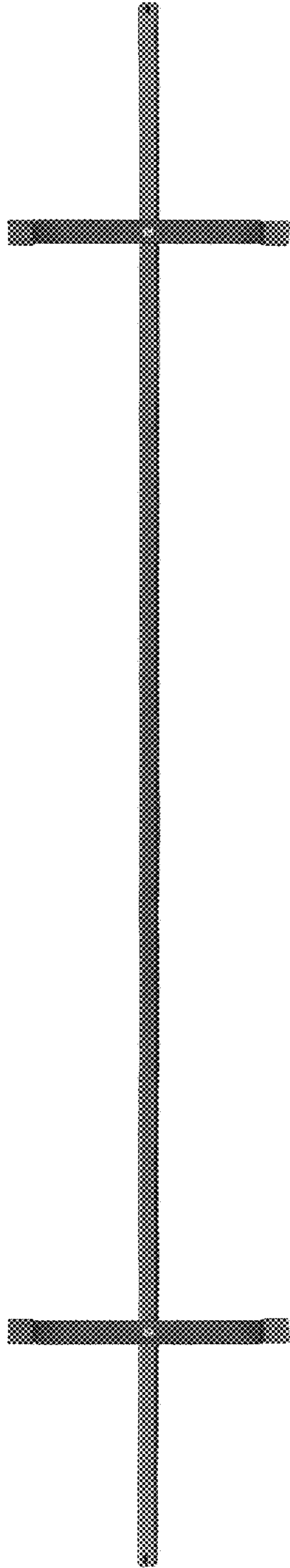


FIG. 8