



US00D983933S

(12) **United States Design Patent**
Liao

(10) **Patent No.:** **US D983,933 S**
(45) **Date of Patent:** **** Apr. 18, 2023**

- (54) **SKIMMER**
- (71) Applicant: **Shenzhen Kaduo Industrial Co., Ltd.**,
Shenzhen (CN)
- (72) Inventor: **Jiping Liao**, Hunan Province (CN)
- (**) Term: **15 Years**
- (21) Appl. No.: **29/859,660**
- (22) Filed: **Nov. 11, 2022**
- (51) **LOC (14) Cl.** **23-01**
- (52) **U.S. Cl.**
USPC **D23/209**
- (58) **Field of Classification Search**
USPC D23/209; D32/25, 28, 15, 16, 17, 20, 31,
D32/33, 34, 35; D8/61, 62
CPC E04H 4/1254; E04H 4/1272; E04H 4/16
See application file for complete search history.

- 5,804,064 A * 9/1998 Desrochers E04H 4/1254
210/242.1
- D410,727 S * 6/1999 Khamis D23/209
- D411,670 S * 6/1999 Mapes D23/209
- 5,951,858 A * 9/1999 Soto E04H 4/1609
210/167.2
- 6,016,924 A * 1/2000 Caliva B08B 9/0856
210/528
- D521,198 S * 5/2006 Byrne D32/15
- D543,425 S 5/2007 Fiore
- 9,394,710 B2 * 7/2016 Hodak E04H 4/1254
(Continued)

(56) **References Cited**

U.S. PATENT DOCUMENTS

- 4,043,920 A * 8/1977 Wooh B01D 21/2433
210/525
- 4,379,749 A * 4/1983 Roth E04H 4/1254
4/490
- 4,822,487 A * 4/1989 Soich E04H 4/1609
210/241
- 4,904,379 A * 2/1990 Ward E04H 4/1254
134/167 R
- 4,960,514 A * 10/1990 Paskert E04H 4/1254
210/167.18
- D314,456 S 2/1991 Baitz
- 5,059,314 A * 10/1991 Beckman E04H 4/1254
4/490
- 5,139,660 A * 8/1992 Lourie E04H 4/1609
4/496
- D354,124 S * 1/1995 DeJonge D23/310
- 5,510,020 A * 4/1996 Gronlund E04H 4/1254
210/232
- 5,720,890 A * 2/1998 Caliva B08B 1/00
210/800

OTHER PUBLICATIONS

Confer Plastics Skim-It (NA300), May 6, 2015, amazon.com, Dec. 7, 2022, URL: https://www.amazon.com/Confer-Plastics-NA300-Skim-It/dp/B003BDMPLK/ref=psdc_3238155011_t1_B07FYSRP4J (Year: 2015).*

(Continued)

Primary Examiner — Keith J Wilson
(74) *Attorney, Agent, or Firm* — Daniel M. Cohn;
Howard M. Cohn

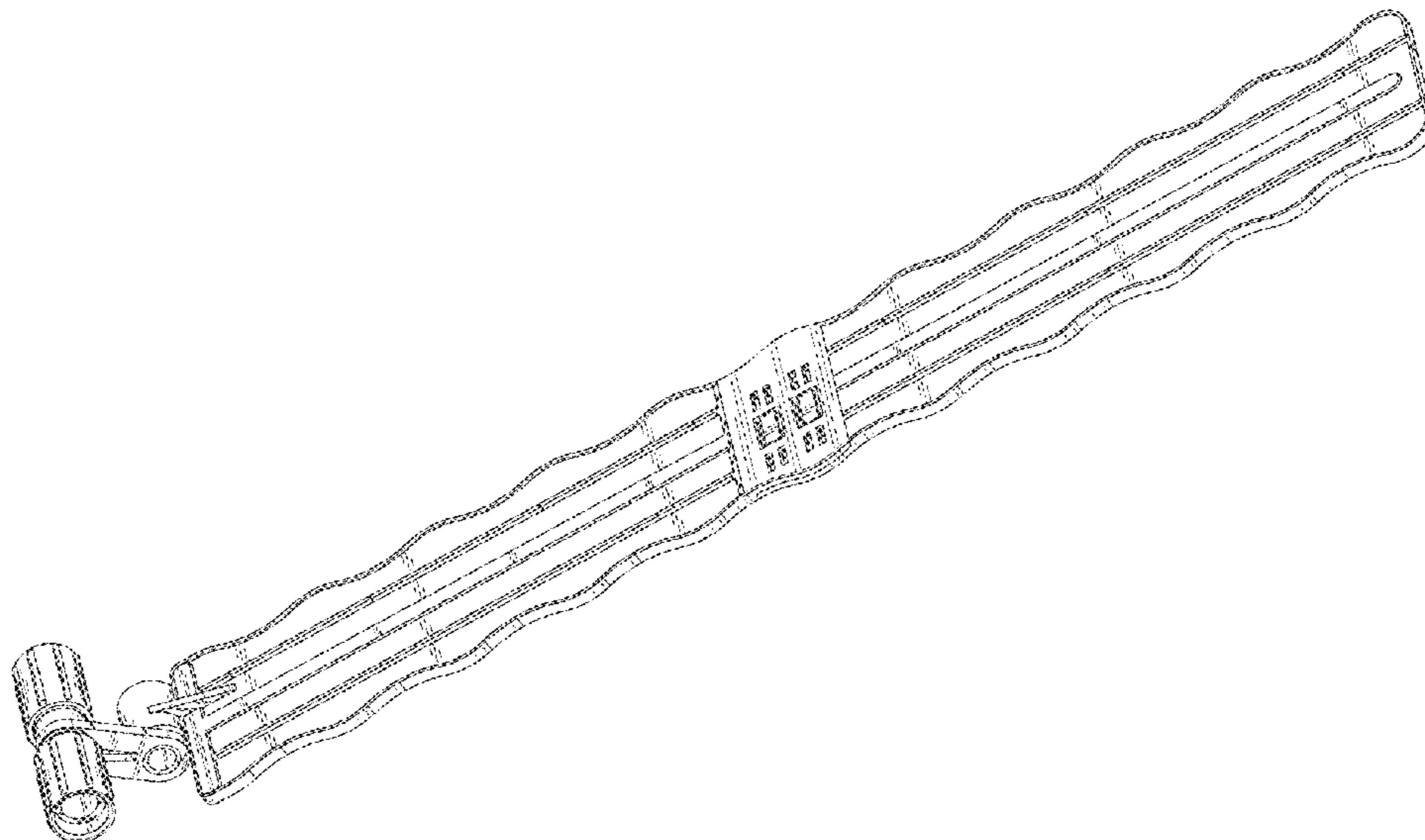
(57) **CLAIM**

The ornamental design for a skimmer, as shown and described.

DESCRIPTION

FIG. 1 is a perspective view of a skimmer showing my new design;
FIG. 2 is another perspective view thereof;
FIG. 3 is a front view thereof;
FIG. 4 is a back view thereof;
FIG. 5 is a left view thereof;
FIG. 6 is a right view thereof;
FIG. 7 is a top plan view thereof; and,
FIG. 8 is a bottom plan view of a skimmer as shown.

1 Claim, 8 Drawing Sheets



(56)

References Cited

U.S. PATENT DOCUMENTS

D762,811 S * 8/2016 Natale D23/209
9,528,288 B2 * 12/2016 Fleury E04H 4/1609
9,765,543 B2 * 9/2017 Hodak E04H 4/1254
2012/0285903 A1 * 11/2012 Kershner B01D 21/0006
210/803
2016/0123030 A1 * 5/2016 Hodak E04H 4/1254
210/167.18

OTHER PUBLICATIONS

In The Swim Confer Plastics Debris Skimmer—Pool Skimmer
Accessories, Jul. 6, 2021, amazon.com, Dec. 7, 2022, URL: [https://
www.amazon.com/dp/B07FYSRP4J/](https://www.amazon.com/dp/B07FYSRP4J/) (Year: 2021).*

* cited by examiner

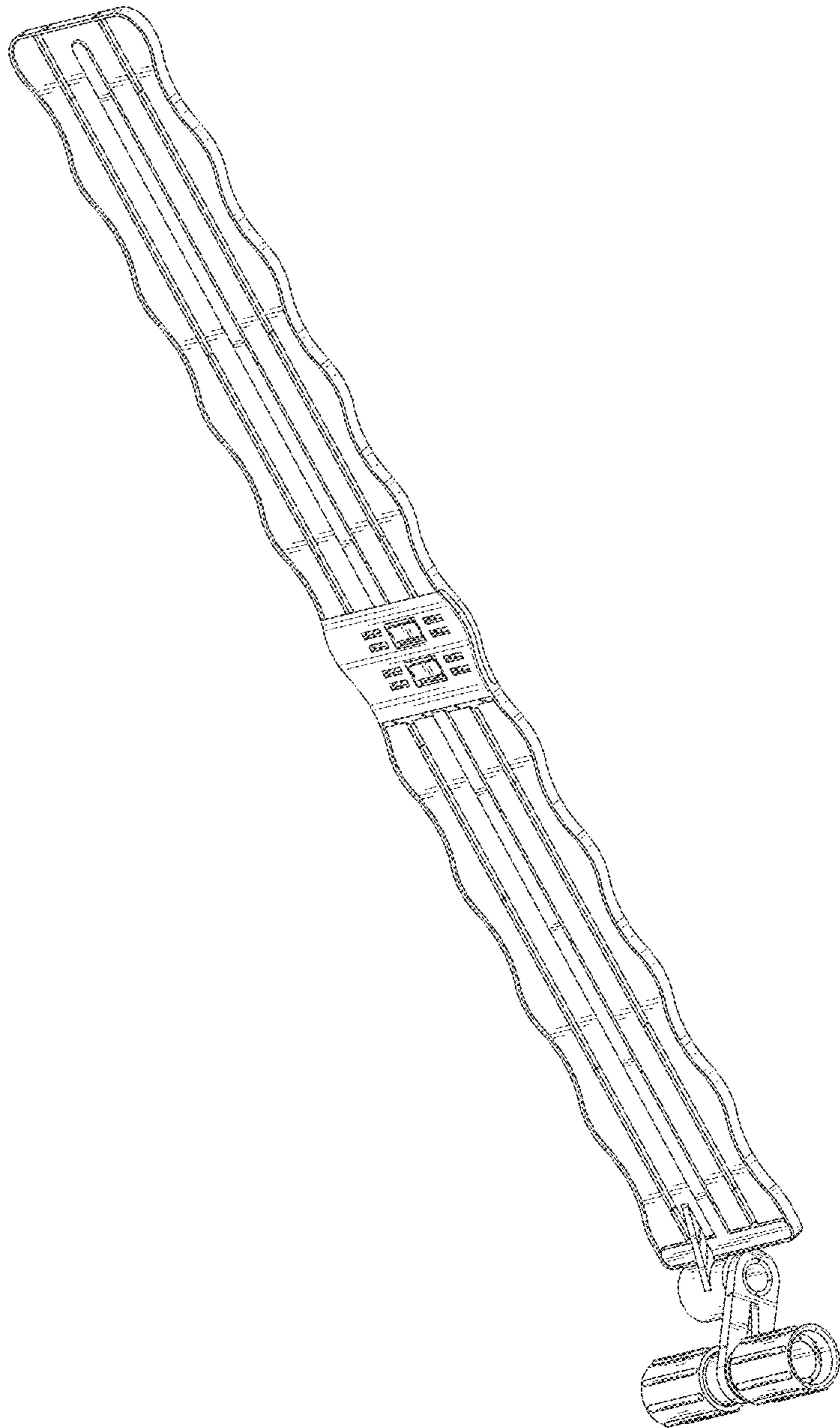


FIG.1

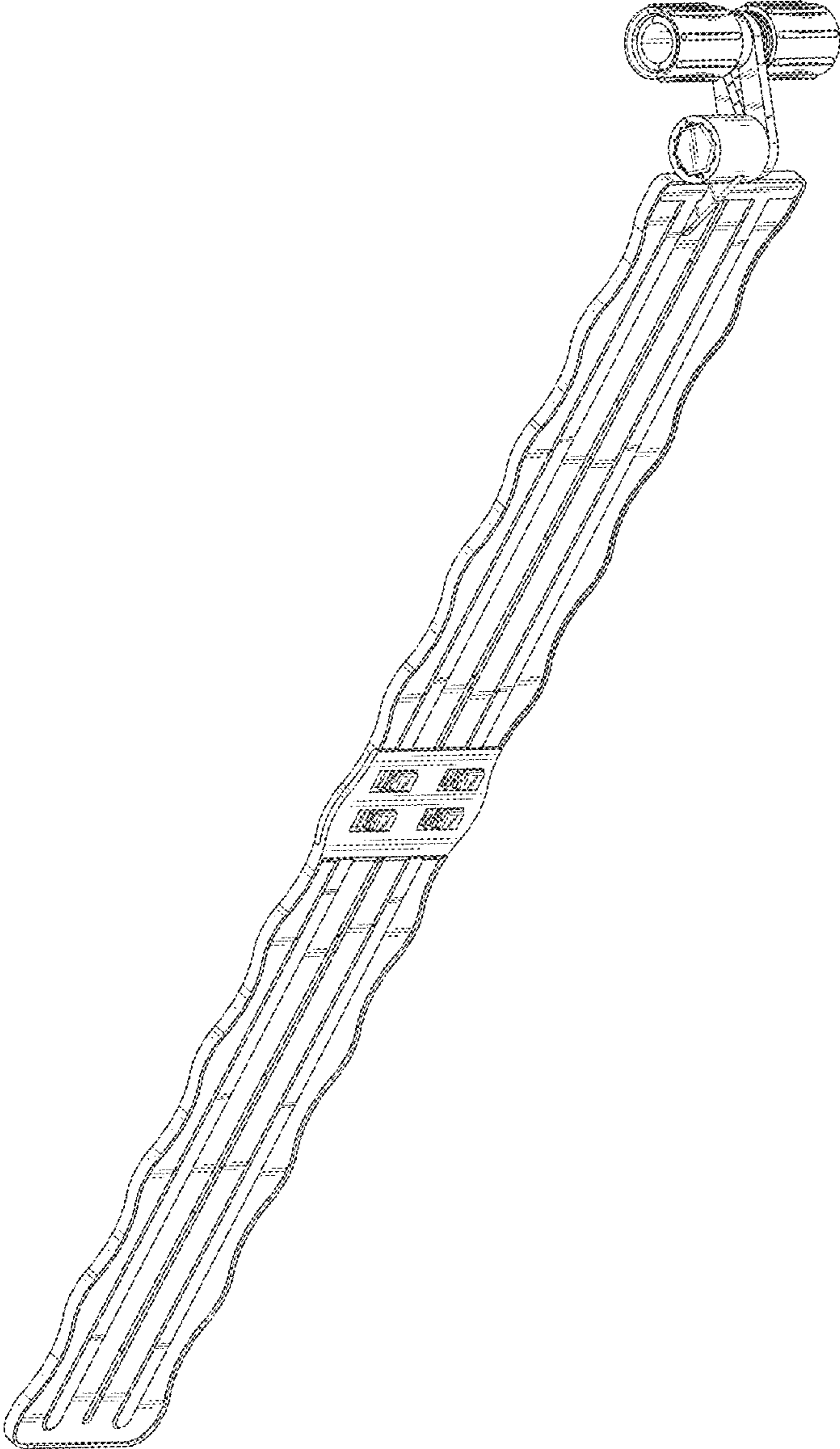


FIG. 2

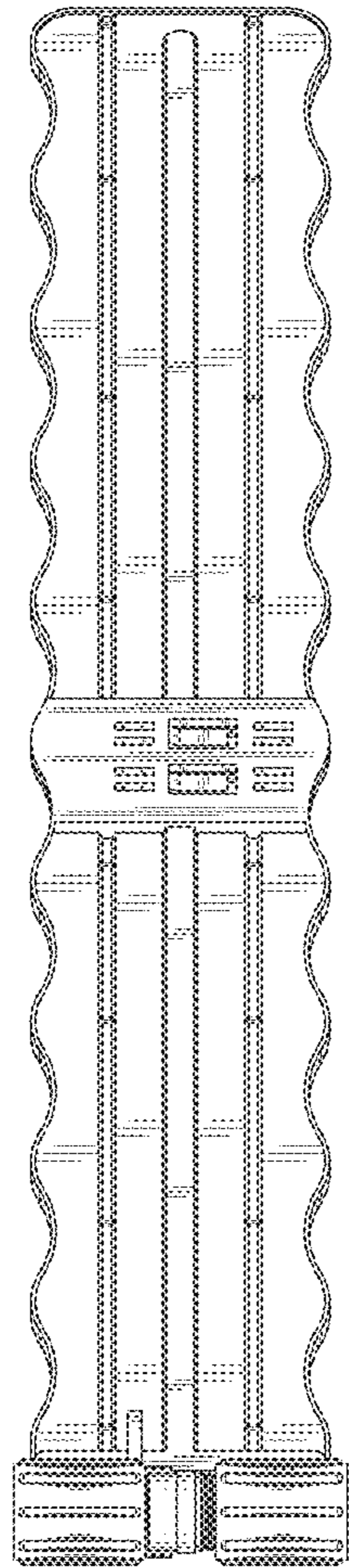


FIG.3

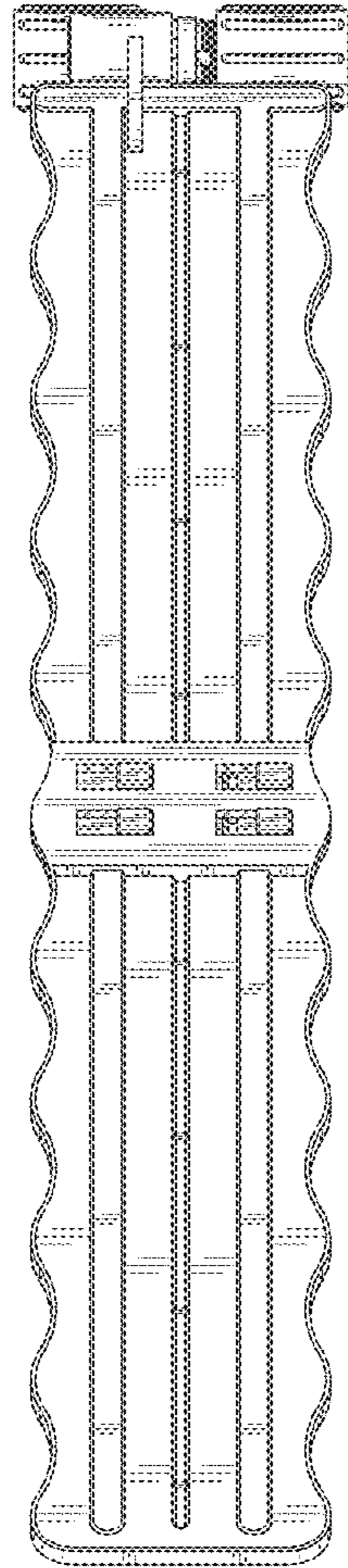


FIG.4

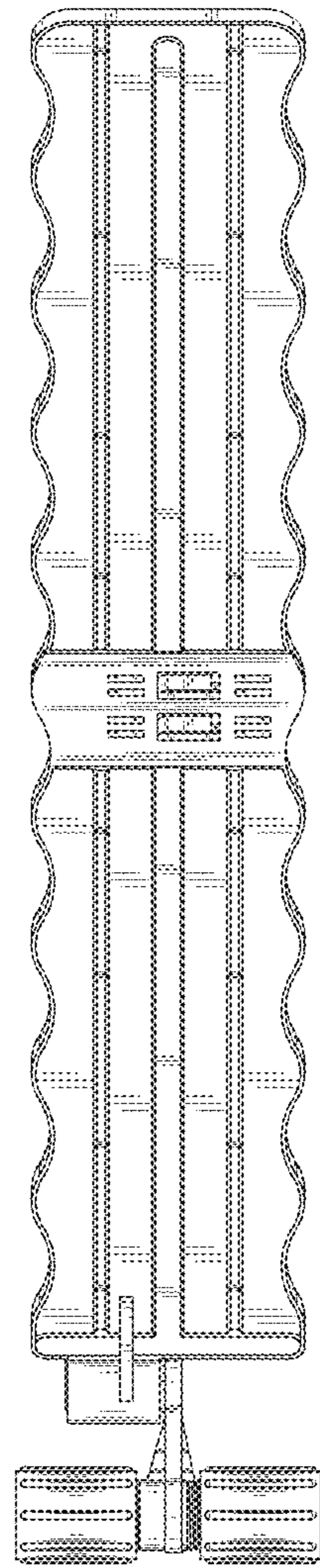


FIG. 5

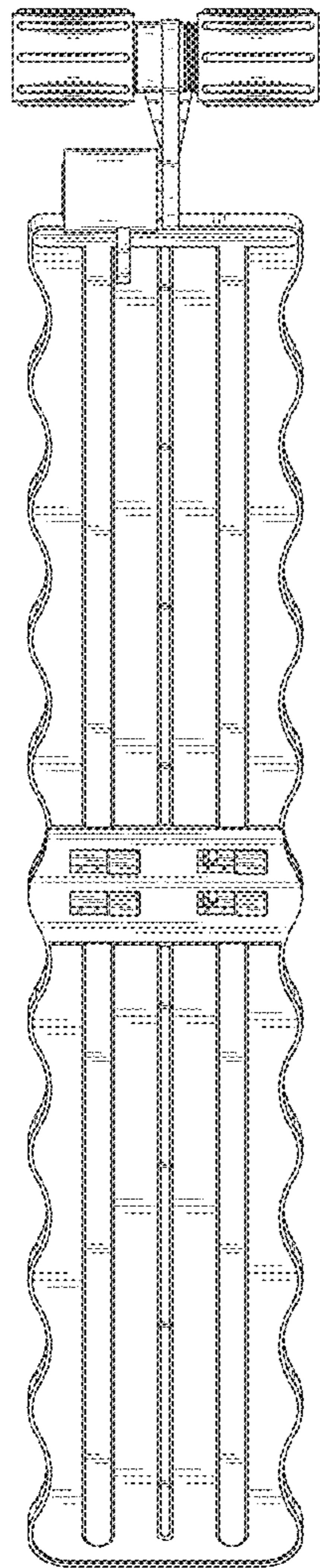


FIG.6



FIG.7



FIG. 8