



US00D983929S

(12) **United States Design Patent** (10) **Patent No.:** **US D983,929 S**
Nelson (45) **Date of Patent:** **** Apr. 18, 2023**

(54) **FISHING LURE**

OTHER PUBLICATIONS

(71) Applicant: **Lloyd Nelson**, Indian Rocks, FL (US)
(72) Inventor: **Lloyd Nelson**, Indian Rocks, FL (US)
(**) Term: **15 Years**
(21) Appl. No.: **29/790,222**
(22) Filed: **Nov. 12, 2021**
(51) **LOC (14) Cl.** **22-05**
(52) **U.S. Cl.**
USPC **D22/128**
(58) **Field of Classification Search**
USPC D22/126, 128–133; D3/207, 211;
43/42.11, 42.25, 42.28, 42.27, 42.13
CPC A01K 85/00; A01K 85/08; A01K 85/14
See application file for complete search history.

https://www.amazon.com/JSHANMEI-Fishing-Teaser-Bucktail-Colors/dp/B07T59B547/ref=sr_1_2?crd=2SI9TBWDR8ZS4&keywords=bucktail+teasers+mylar+flash+teaser+tail+bucktail+teaser+fluke+rigs+flounder+fishing+lures+bait+rigs&qid=1675710842&srefix=bucktail+teasers+mylar+flash+teaser+tail+bucktail+teaser+fluke+rigs+flounder+fishing+lures+bait+rigs%2Caps%2C67&sr=8-2 (Year: 2019).*
<https://www.cabelas.com/shop/en/northland-fishing-tackle-crazy-legs-skirts> (Year: 2008).*

* cited by examiner

Primary Examiner — Catherine R Oliver-Garcia
(74) *Attorney, Agent, or Firm* — Larson & Larson; Justin P. Miller; Frank Liebenow

(56) **References Cited**

U.S. PATENT DOCUMENTS

1,069,093	A *	7/1913	Faught	A01K 85/00 D22/128
2,111,020	A *	3/1938	Arbogast	A01K 85/02 43/42.4
2,168,894	A *	8/1939	Arbogast	A01K 85/14 43/42.49
D120,988	S *	6/1940	Curtis	D22/128
D333,694	S *	3/1993	Bruehl	D22/146
D427,277	S *	6/2000	Baron	D22/146
D509,557	S *	9/2005	Gibney, Sr.	D22/126
D702,807	S *	4/2014	Richardson	D22/132
D745,946	S *	12/2015	Herlitzka	D22/146
D936,175	S *	11/2021	Reynolds	D22/146
11,266,136	B2 *	3/2022	Choate	A01K 85/08
11,540,499	B1 *	1/2023	Rye	A01K 85/14
2006/0016118	A1 *	1/2006	Zuk	A01K 85/18 43/43.12

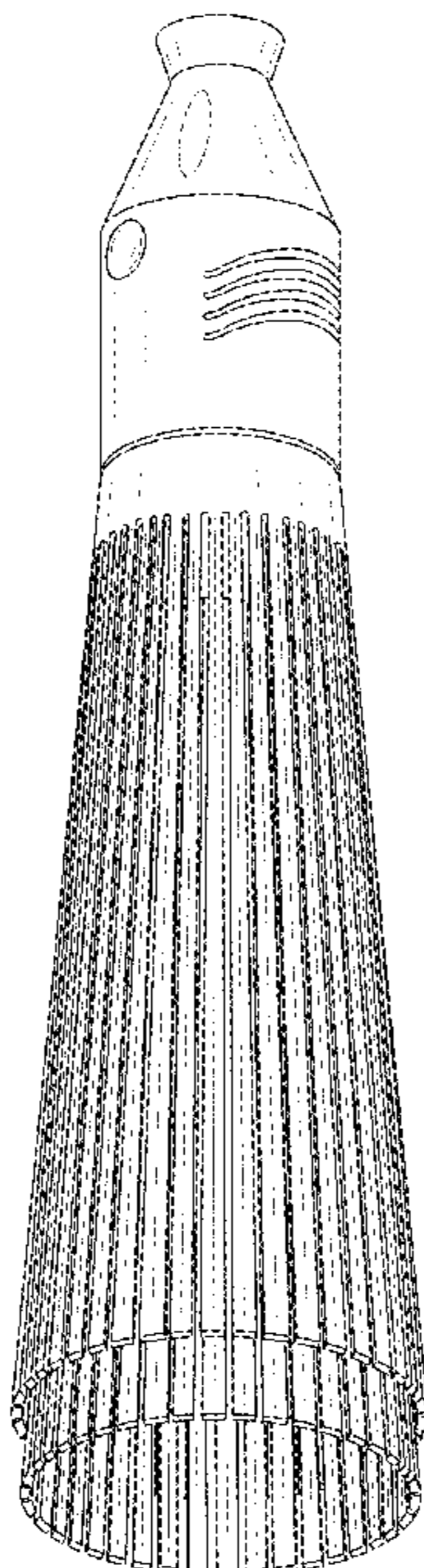
(57) **CLAIM**

I claim the ornamental design for a fishing lure, as shown and described.

DESCRIPTION

FIG. 1 is a perspective view of a fishing lure showing my new design;
FIG. 2 is a right-side elevation view thereof;
FIG. 3 is a left-side elevation view thereof;
FIG. 4 is a front elevation view thereof;
FIG. 5 is a back elevation thereof;
FIG. 6 is a bottom plan view thereof; and,
FIG. 7 is a top plan view thereof, showing the fishing lure. The broken lines showing water channels are included for the purpose of illustrating environmental structure and form no part of the claimed design.

1 Claim, 7 Drawing Sheets



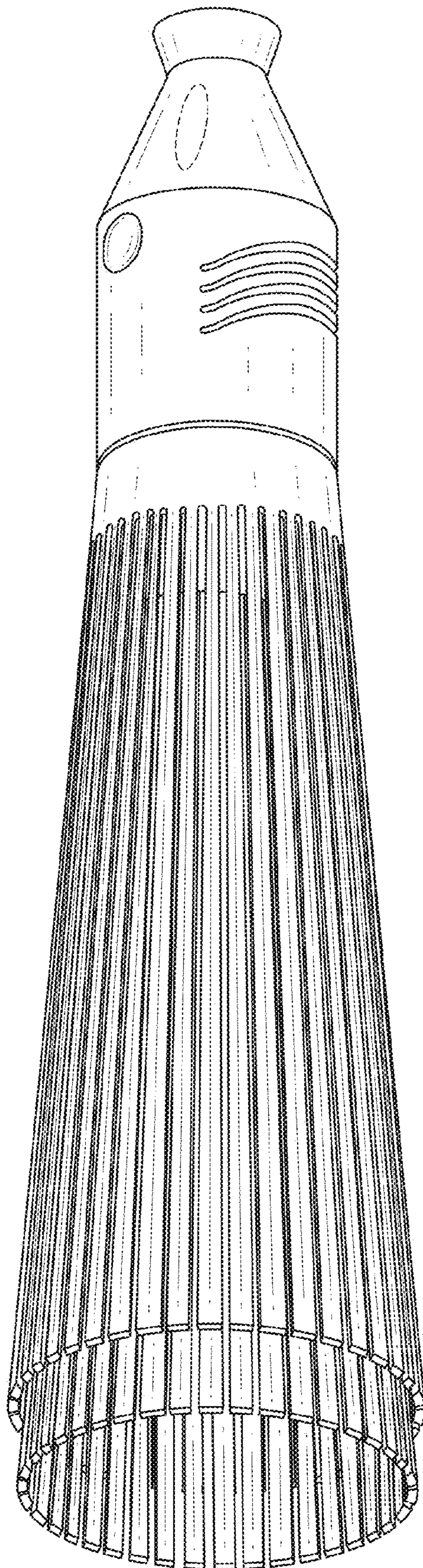


FIG. 1

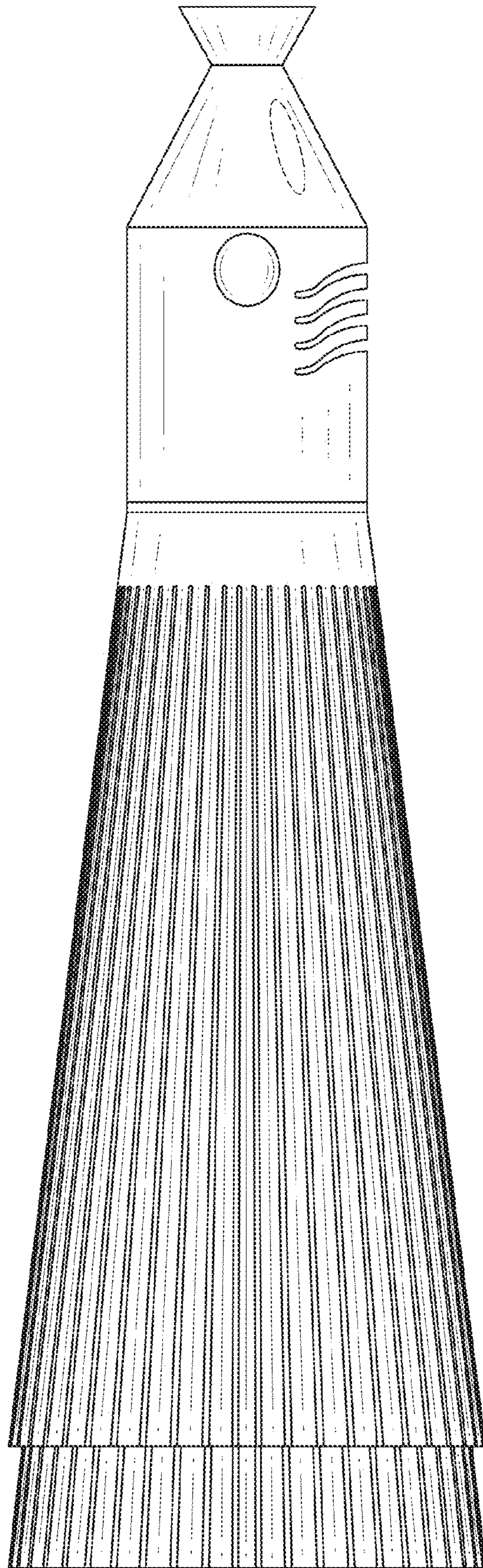


FIG. 2

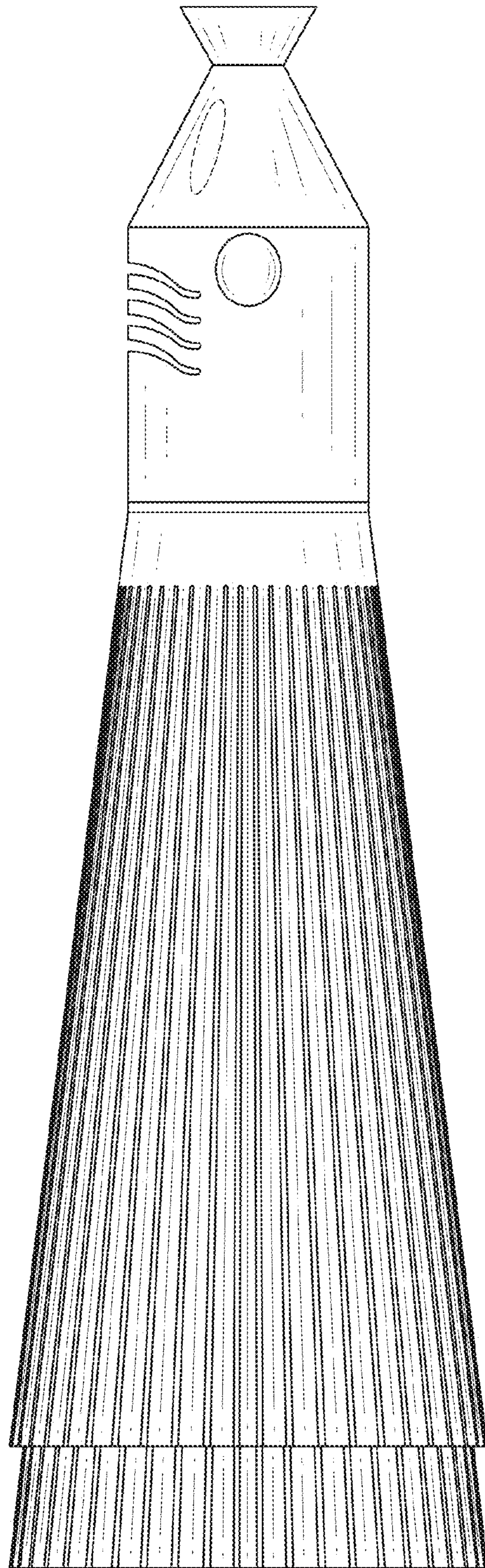


FIG. 3

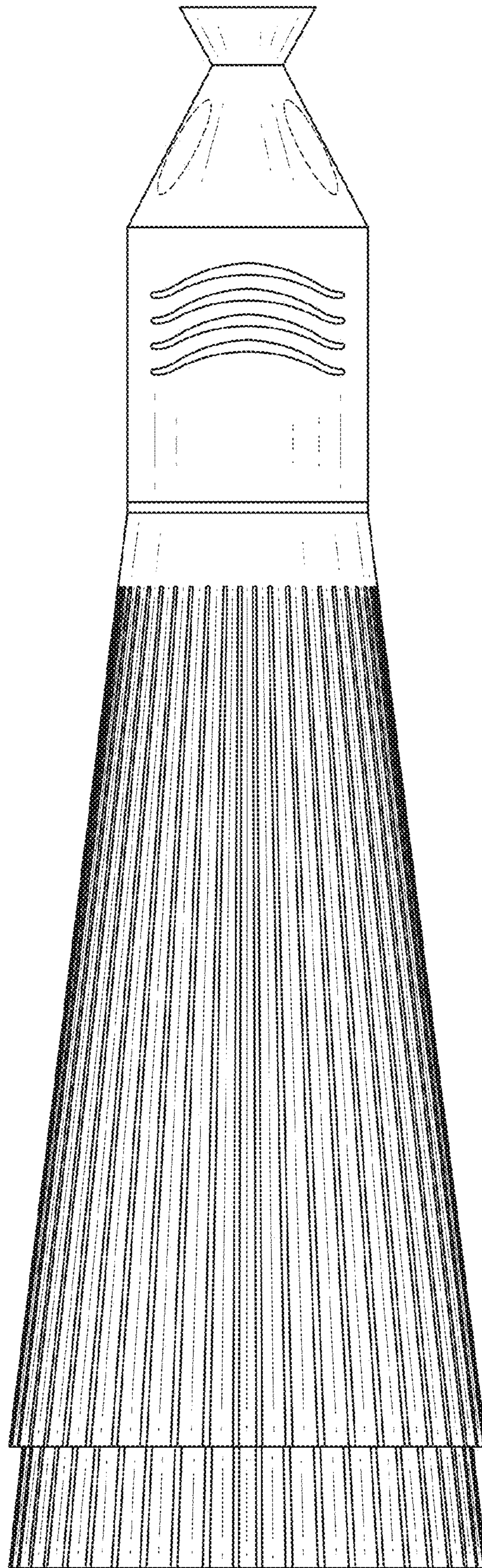


FIG. 4

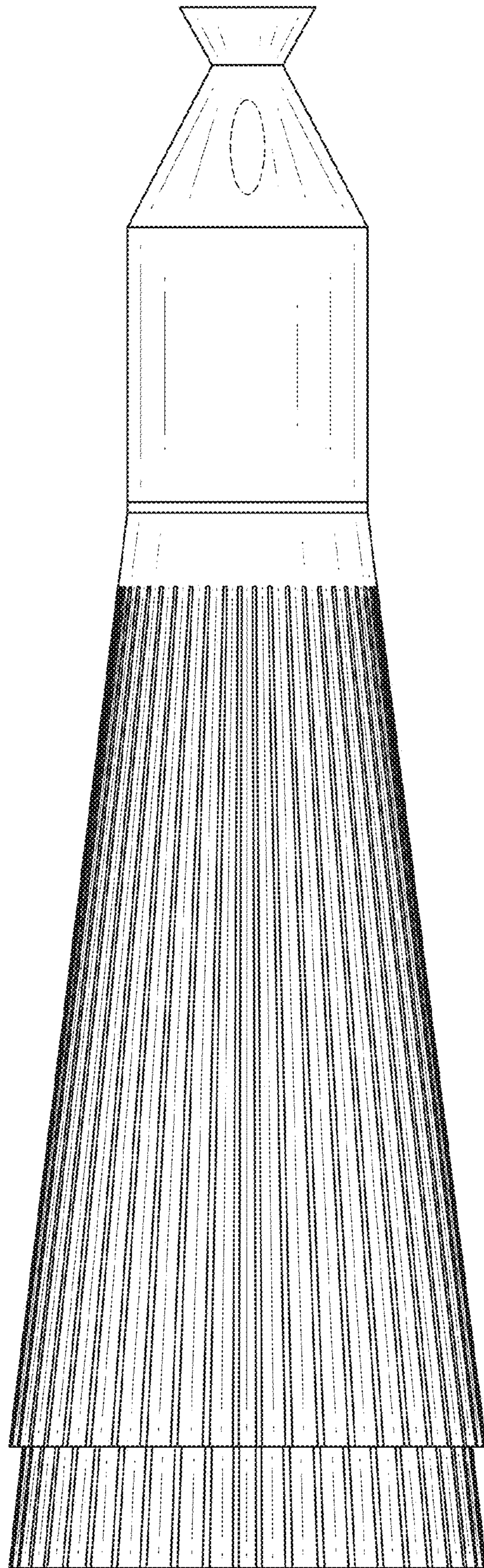


FIG. 5

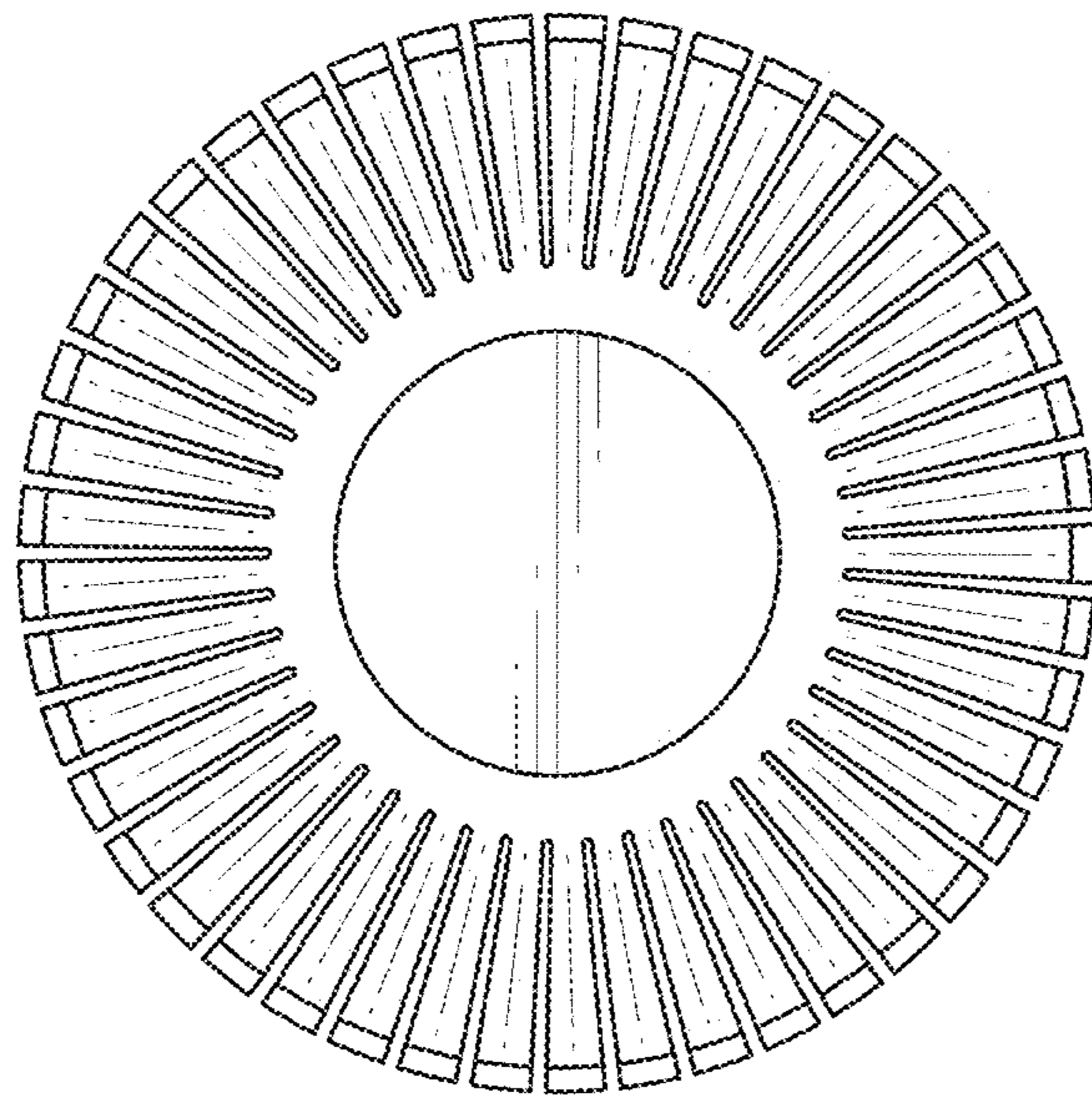


FIG. 6

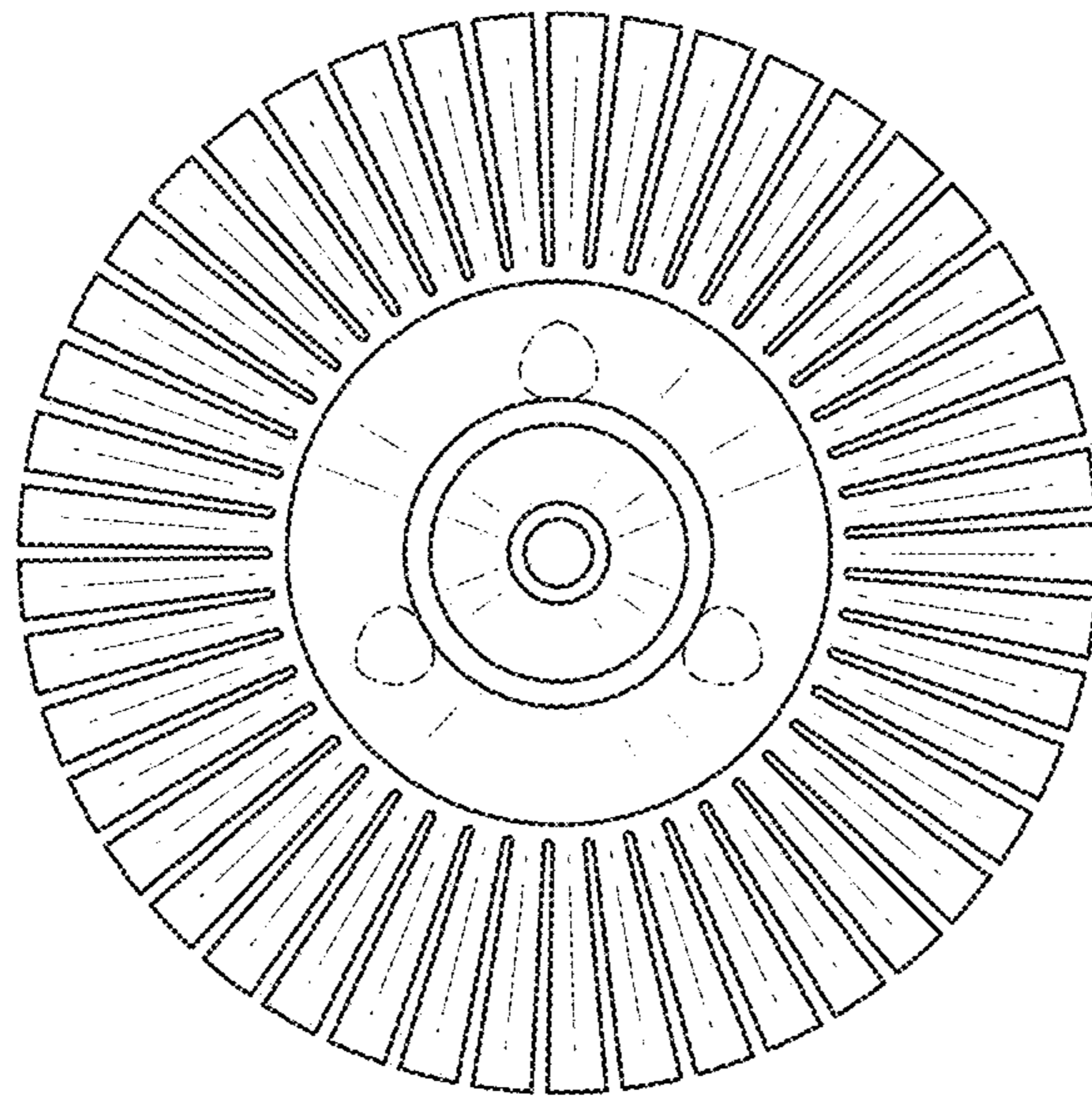


FIG. 7