



US00D983919S

(12) **United States Design Patent**  
**de Grasse et al.**

(10) **Patent No.:** **US D983,919 S**  
(45) **Date of Patent:** **\*\* Apr. 18, 2023**

- (54) **INFLATABLE TOWABLE RAFT**
- (71) Applicant: **Aqua-Leisure Recreation, LLC**, Avon, MA (US)
- (72) Inventors: **Scott R. de Grasse**, Marshfield, MA (US); **Conor Newton Davies**, Boston, MA (US)
- (73) Assignee: **Aqua-Leisure Recreation, LLC**, Stoughton, MA (US)
- (\*\*) Term: **15 Years**
- (21) Appl. No.: **29/803,185**
- (22) Filed: **Aug. 11, 2021**
- (51) **LOC (14) Cl.** ..... **21-03**
- (52) **U.S. Cl.**  
USPC ..... **D21/803**
- (58) **Field of Classification Search**  
USPC ..... D21/447, 448, 451, 769, 770, 801, 803, D21/808, 809; D12/5, 6, 301, 302, 304, D12/316, 317; D6/334, 335, 344, 345, D6/392, 592, 601, 604  
CPC ..... B63B 35/00; B63B 35/58; B63B 35/73; B63B 35/74; B63B 35/7913  
See application file for complete search history.

- D621,897 S \* 8/2010 Churchill ..... B63B 34/52 D21/803
- D626,532 S \* 11/2010 Nikiforov ..... D14/218
- D667,810 S \* 9/2012 Langlet ..... D14/143
- D736,882 S \* 8/2015 Chen ..... D21/803
- (Continued)

**OTHER PUBLICATIONS**

Aqua Pro Giant Towable Banana Tube. Online, published date May 1, 2021. Retrieved on Jan. 25, 2023 from URL: <https://www.amazon.com/Aqua-Giant-Towable-Banana-Riders/dp/B08GY3LSV8/>.  
(Continued)

*Primary Examiner* — Omeed Agilee  
*Assistant Examiner* — David Truong  
(74) *Attorney, Agent, or Firm* — Wolf, Greenfield & Sacks, P.C.

(57) **CLAIM**

The ornamental design for an inflatable towable raft, as shown and described.

**DESCRIPTION**

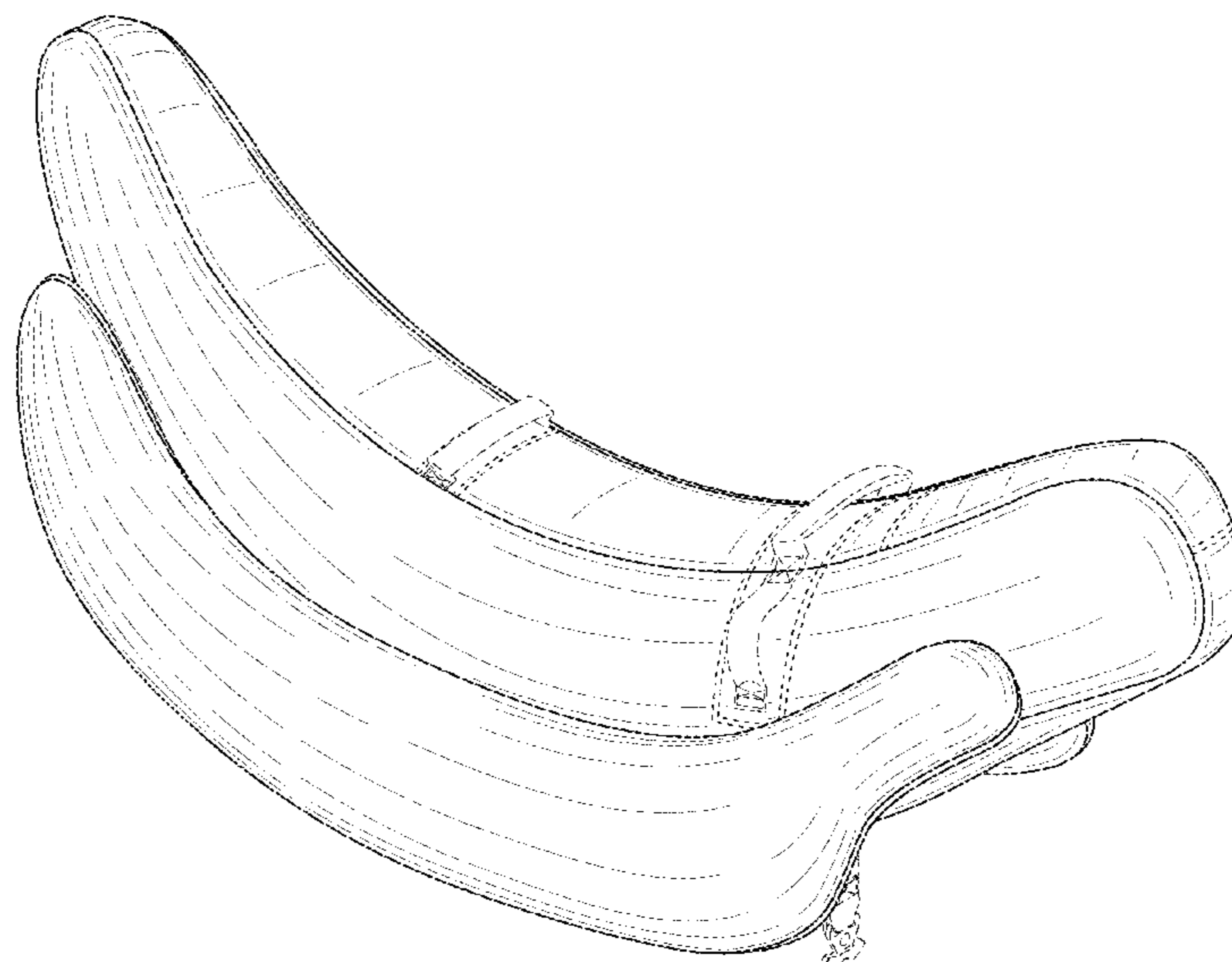
FIG. 1 is a perspective view of an inflatable towable raft in accordance with my new design.  
FIG. 2. is a left-side elevational view of the inflatable towable raft,  
FIG. 3 is a right-side elevational view of the inflatable towable raft.  
FIG. 4 is a top plan view of the inflatable towable raft.  
FIG. 5 is a bottom plan view of the inflatable towable raft.  
FIG. 6 is an elevational view of the left end of the inflatable towable raft of FIG. 1; and,  
FIG. 7. is an elevational view of the right end of the inflatable towable raft of FIG. 1.  
The broken lines in the drawings depict portions of the inflatable towable raft that form no part of the claimed design.

**1 Claim, 6 Drawing Sheets**

(56) **References Cited**

**U.S. PATENT DOCUMENTS**

- D281,261 S \* 11/1985 Stubbmann ..... D21/419
- D370,601 S \* 6/1996 Garcia ..... D7/696
- 5,692,450 A \* 12/1997 Alter ..... B63B 34/05 114/61.15
- D390,620 S \* 2/1998 Peterson ..... D21/803
- D430,845 S \* 9/2000 Elsholz ..... D21/803
- 6,491,558 B1 \* 12/2002 Myers ..... B63B 34/52 441/130
- D505,653 S \* 5/2005 Watling ..... D12/316
- D526,688 S \* 8/2006 Marshall ..... D21/803
- D586,229 S \* 2/2009 Pal ..... D9/645



(56)

**References Cited**

U.S. PATENT DOCUMENTS

D934,368 S \* 10/2021 Peterson ..... D21/803  
D941,416 S \* 1/2022 Scoufos ..... D21/808  
D965,722 S \* 10/2022 Wen ..... D21/803  
D971,368 S \* 11/2022 Lewison ..... D12/319

OTHER PUBLICATIONS

Wow World of Watersports Inflatable Lounge. Online, published date Mar. 10, 2013. Retrieved on Jan. 25, 2023 from URL: <https://www.amazon.com/WOW-Watersports-13-2020-Inflatable-Holders/dp/B00BPDDFF1A/>.\*

\* cited by examiner




FIG. 1

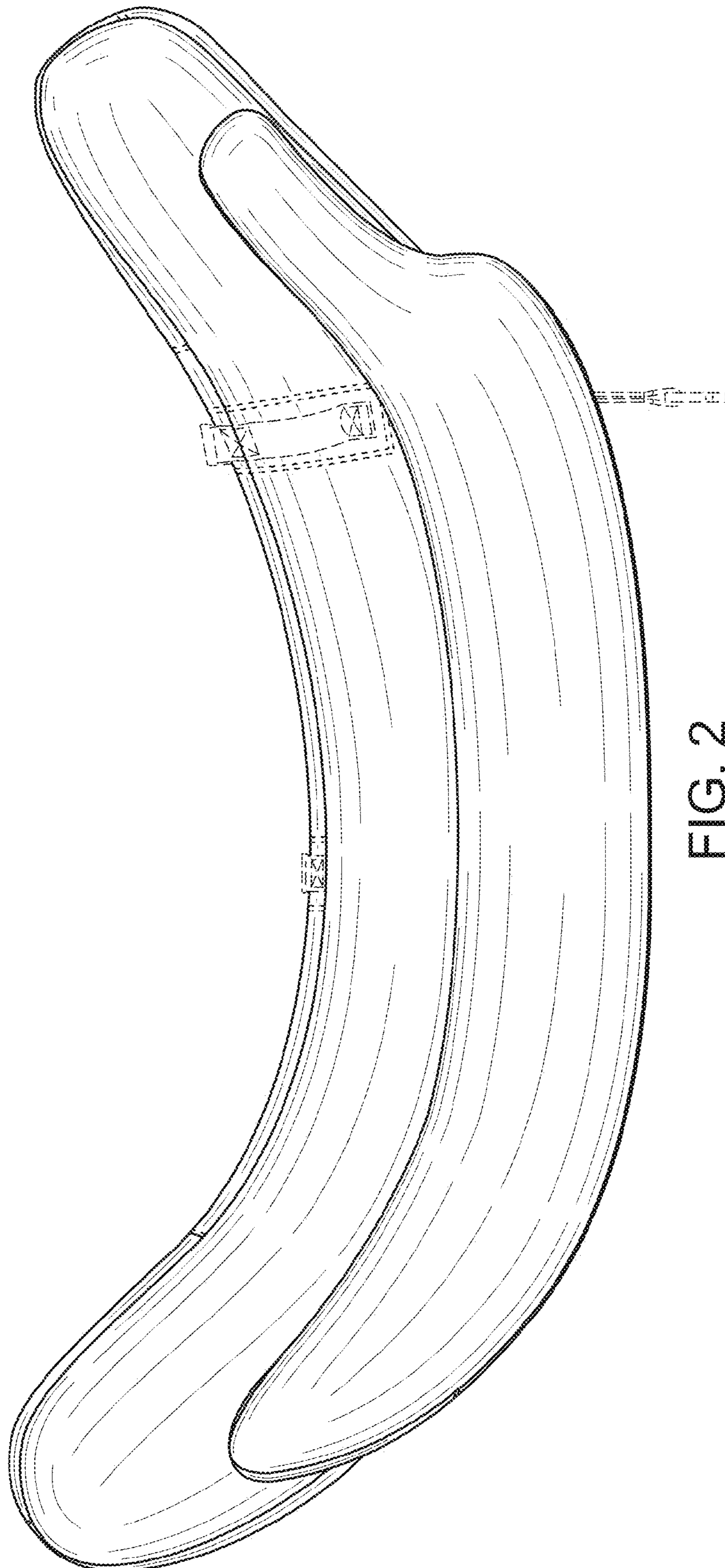


FIG. 2

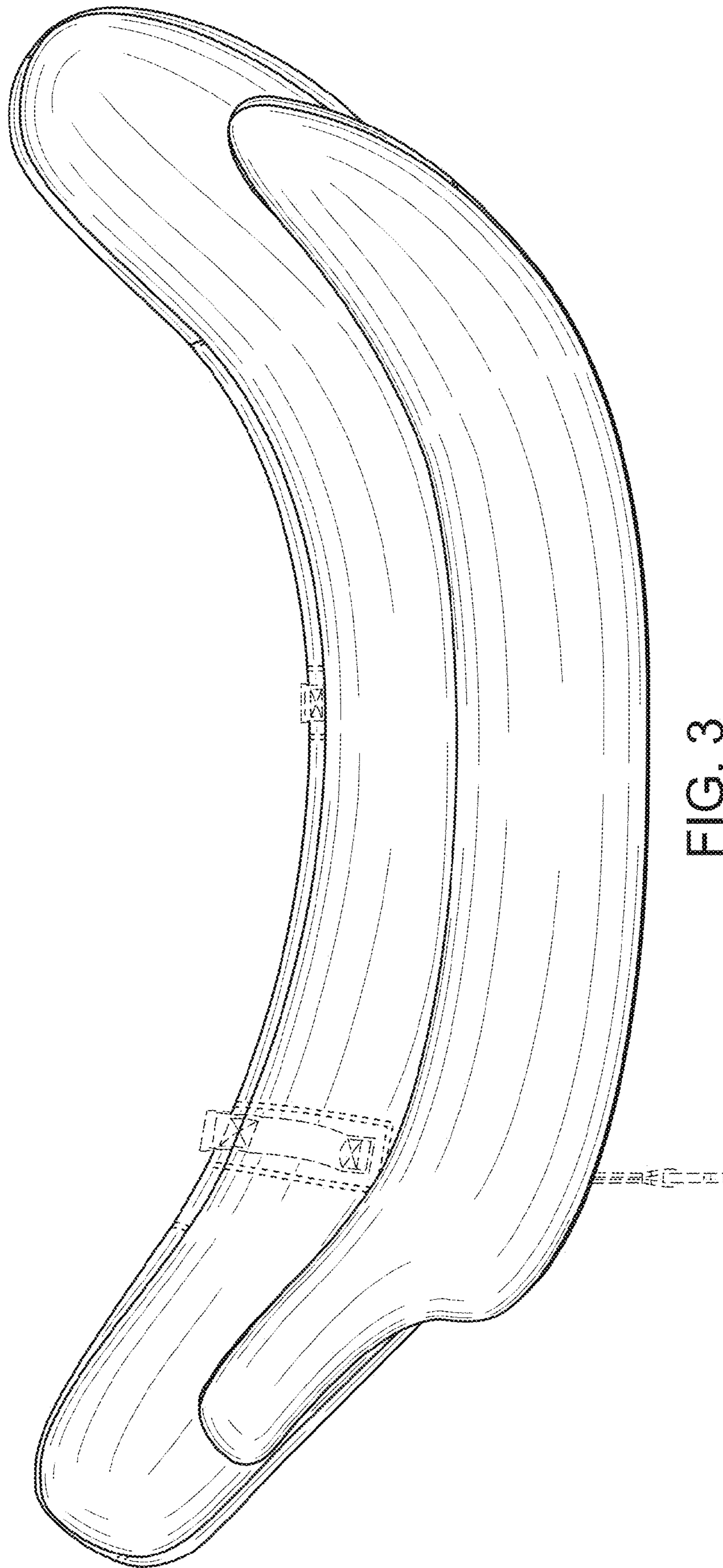


FIG. 3

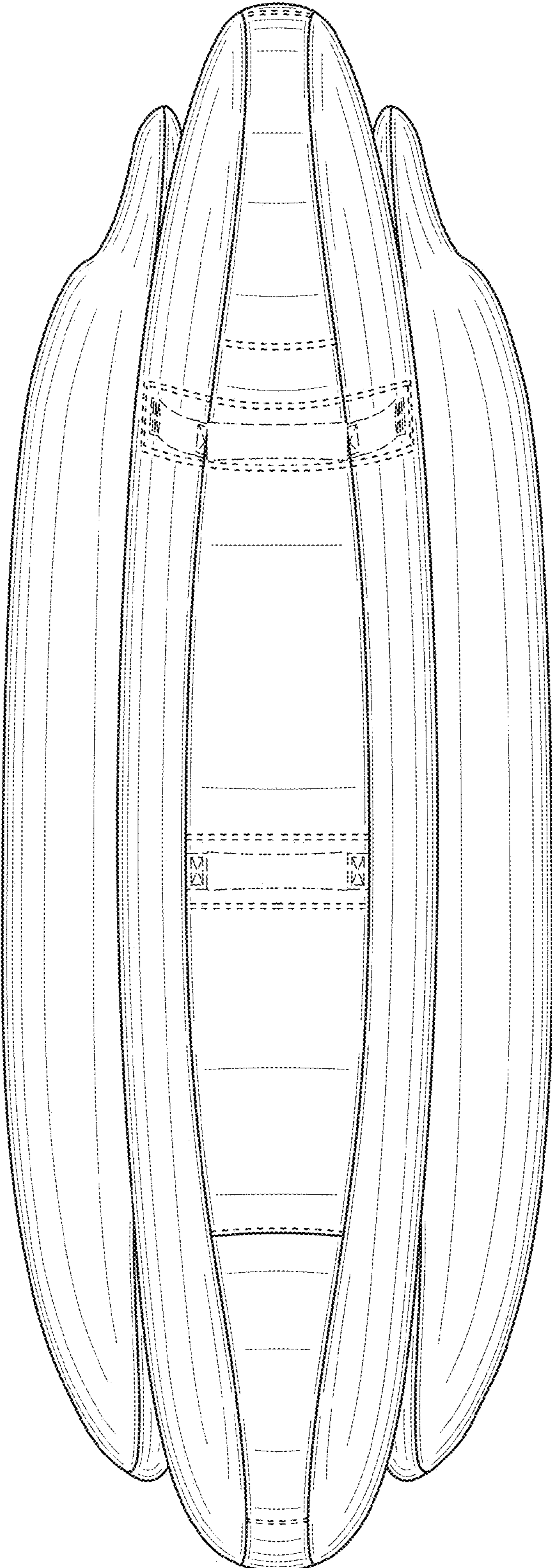


FIG. 4

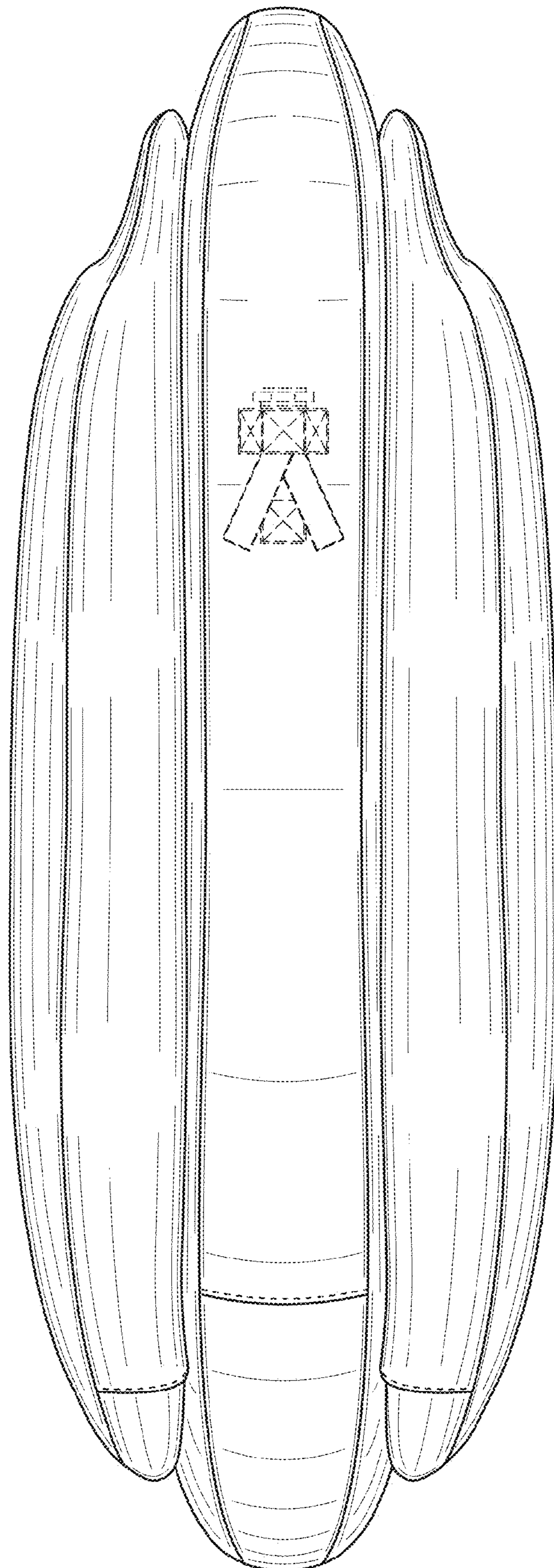


FIG. 5

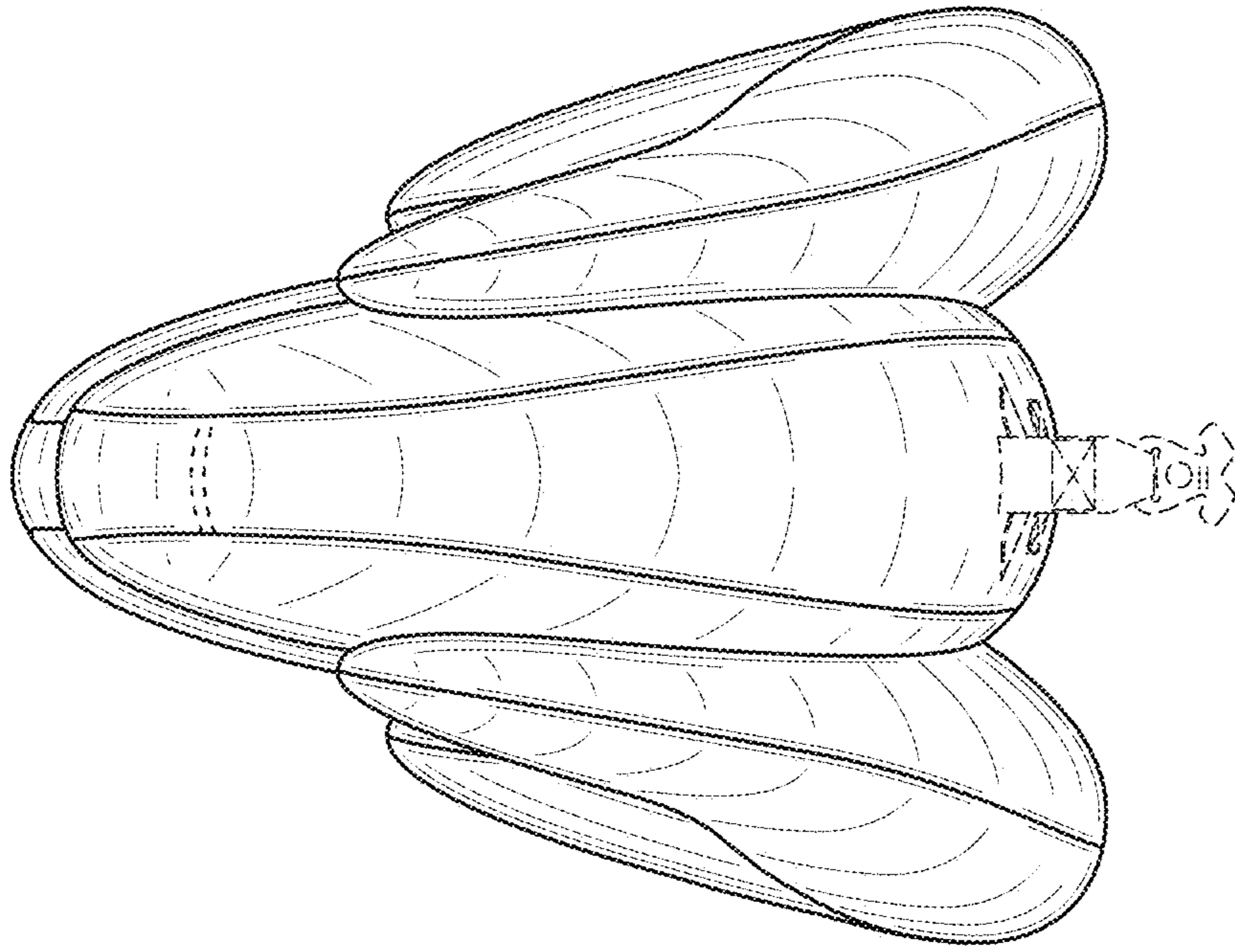


FIG. 7

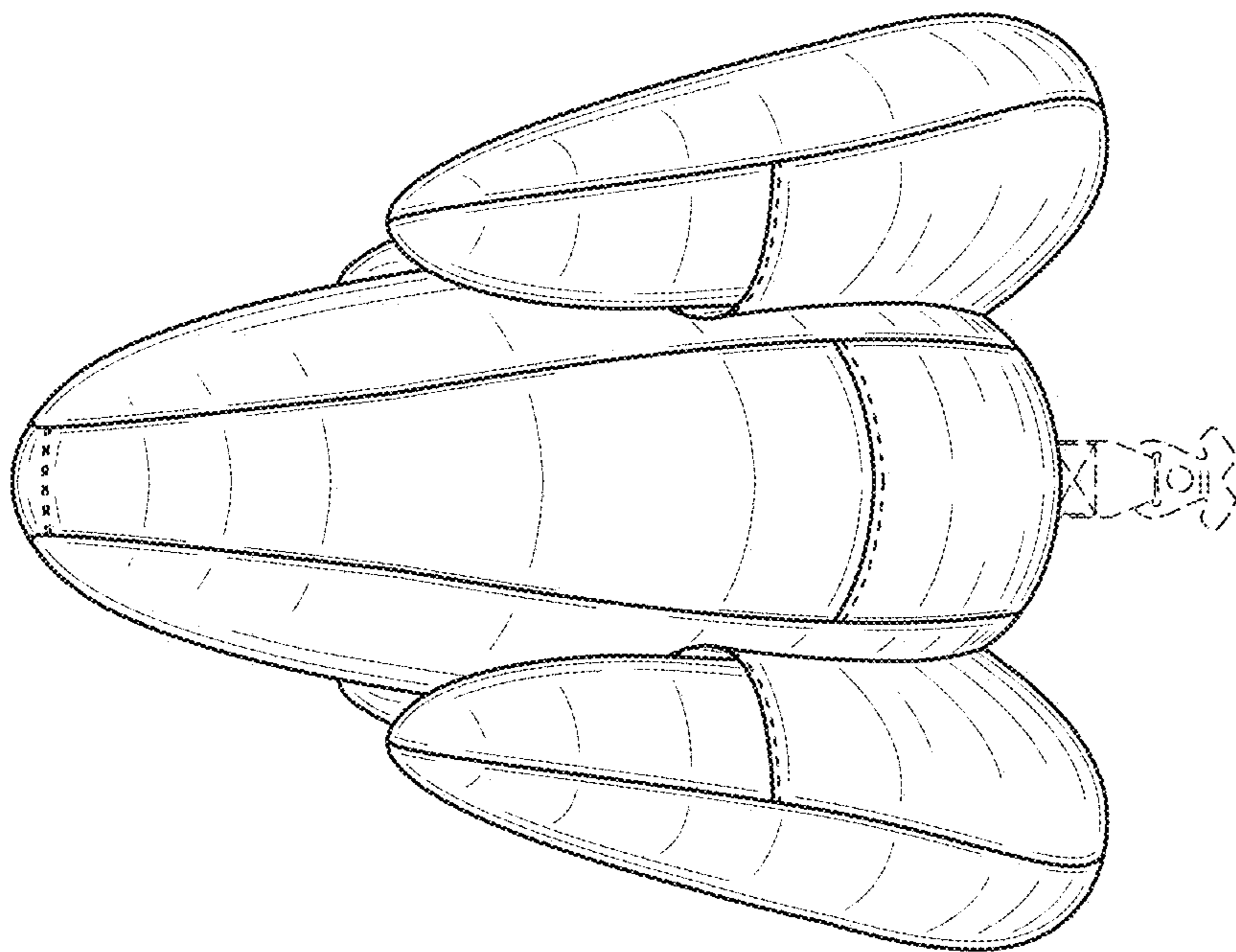


FIG. 6