



US00D983910S

(12) **United States Design Patent** (10) **Patent No.:** **US D983,910 S**  
**Kim** (45) **Date of Patent:** **\*\* Apr. 18, 2023**

(54) **GOLF CLUB HEAD**  
(71) Applicant: **Callaway Golf Company**, Carlsbad, CA (US)  
(72) Inventor: **Wee Joung Kim**, Vista, CA (US)  
(73) Assignee: **Topgolf Callaway Brands Corp.**, Carlsbad, CA (US)

D803,960 S \* 11/2017 Hebreo ..... D21/749  
D809,082 S \* 1/2018 Kim ..... D21/759  
D812,169 S \* 3/2018 Kim ..... D21/759  
D815,705 S \* 4/2018 Dolezel ..... D21/749  
D875,860 S \* 2/2020 Kim ..... D21/759  
11,052,295 B2 \* 7/2021 Seagram ..... A63B 53/047  
D942,569 S \* 2/2022 Kim ..... D21/747  
D942,570 S \* 2/2022 Kim ..... D21/747  
2012/0289360 A1 \* 11/2012 Breier ..... A63B 53/047  
473/335

(\*\*) Term: **15 Years**

**OTHER PUBLICATIONS**

(21) Appl. No.: **29/804,862**

Golf irons google search; google.com; Feb. 16, 2023.\*  
Callaway irons google search; google.com; Feb. 16, 2023.\*  
callawaygolf.com; Feb. 16, 2023.\*

(22) Filed: **Aug. 23, 2021**

(51) **LOC (14) Cl.** ..... **21-02**

\* cited by examiner

(52) **U.S. Cl.**  
USPC ..... **D21/759**

*Primary Examiner* — Mitchell I. Siegel  
(74) *Attorney, Agent, or Firm* — Michael A. Catania;  
Rebecca Hanovice; Sonia Lari

(58) **Field of Classification Search**  
USPC ..... D21/747-751, 759  
CPC ..... A63B 53/00; A63B 53/02; A63B 53/04;  
A63B 53/047; A63B 53/0475; A63B  
2053/0479; A63B 2053/0483; A63B  
2053/0445; A63B 60/00; A63B 60/46  
See application file for complete search history.

(57) **CLAIM**

The ornamental design for a golf club head, as shown and described.

(56) **References Cited**

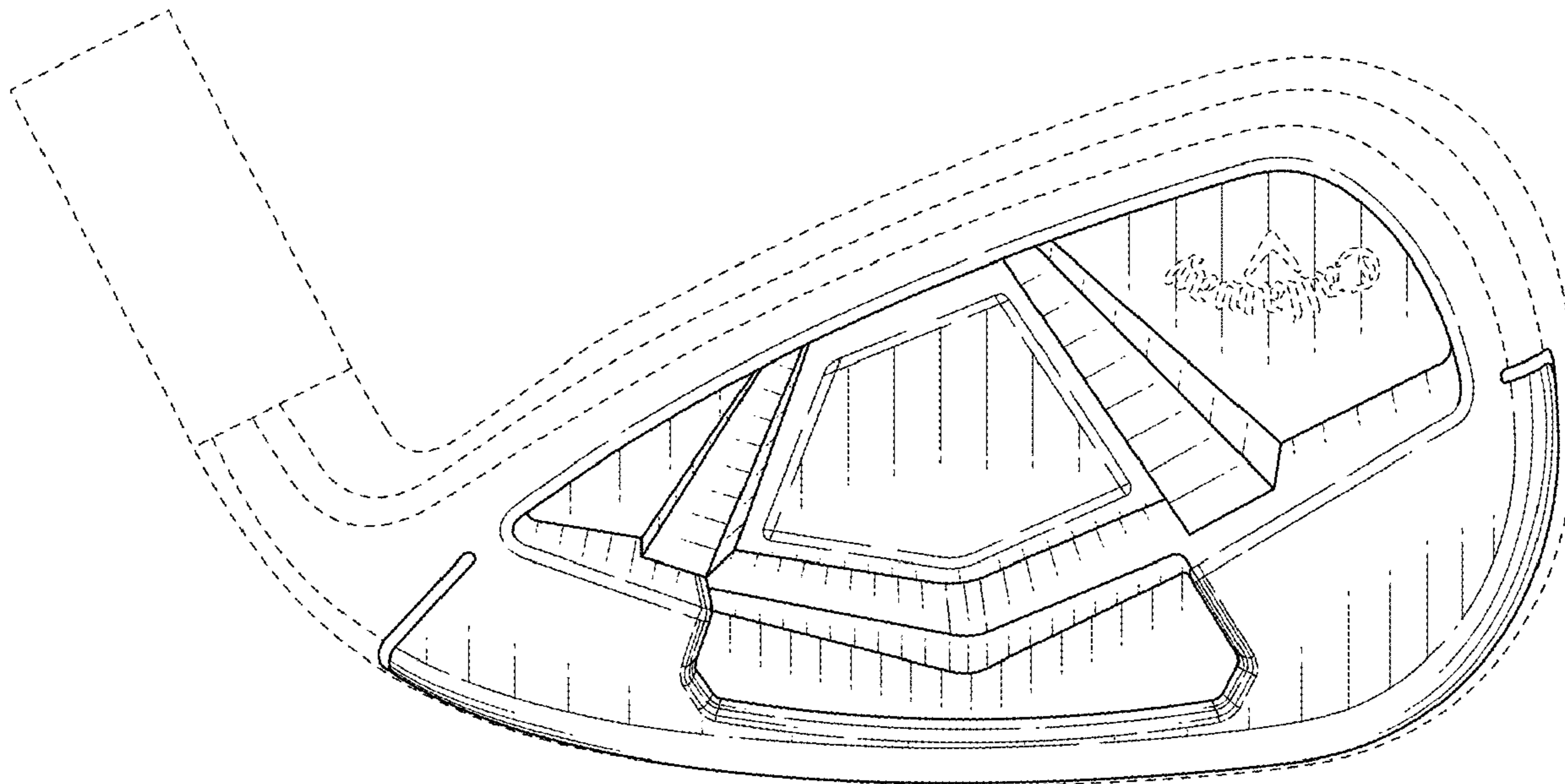
**DESCRIPTION**

**U.S. PATENT DOCUMENTS**

D327,520 S \* 6/1992 Antonious ..... D21/749  
D581,000 S \* 11/2008 Nicolette ..... D21/749  
D669,947 S \* 10/2012 Kim ..... D21/747  
8,657,700 B2 \* 2/2014 Nicolette ..... A63B 53/047  
D21/747  
D710,961 S \* 8/2014 Foster ..... D21/759  
D730,466 S \* 5/2015 Seagram ..... D21/759  
D736,875 S \* 8/2015 Llewellyn ..... D21/759  
D763,986 S \* 8/2016 Cardani ..... D21/759  
D763,999 S \* 8/2016 Tang ..... D21/759  
D764,612 S \* 8/2016 Tang ..... D21/759

FIG. 1 is a rear perspective view of the golf club head claimed herein;  
FIG. 2 is a front elevational view thereof;  
FIG. 3 is a rear elevational view thereof;  
FIG. 4 is a left side elevational view thereof;  
FIG. 5 is a right side elevational view thereof;  
FIG. 6 is a top plan view thereof; and,  
FIG. 7 is a bottom plan view thereof.  
The broken lines shown in the drawings form no part of the claimed design.

**1 Claim, 4 Drawing Sheets**



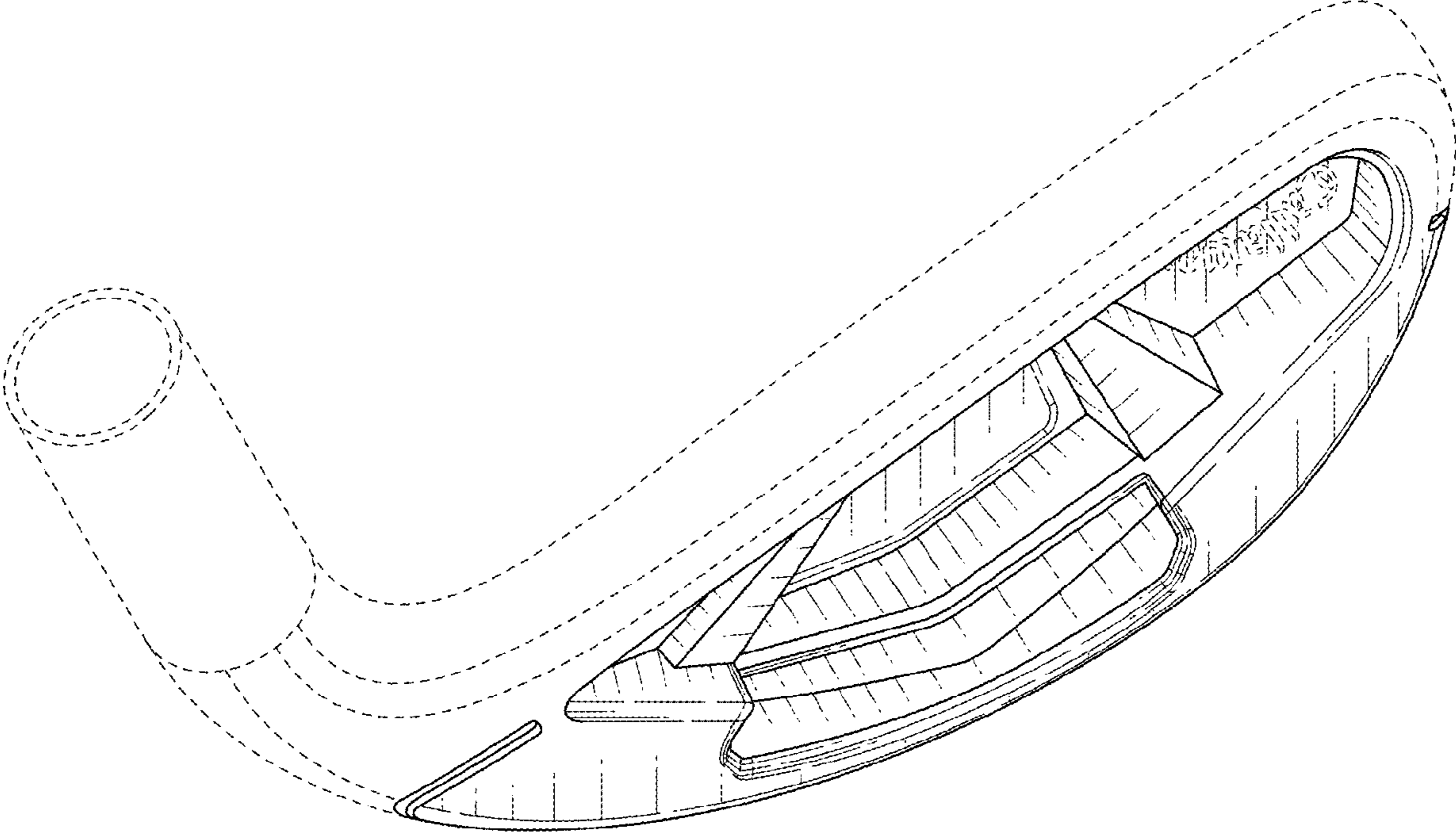


FIG. 1

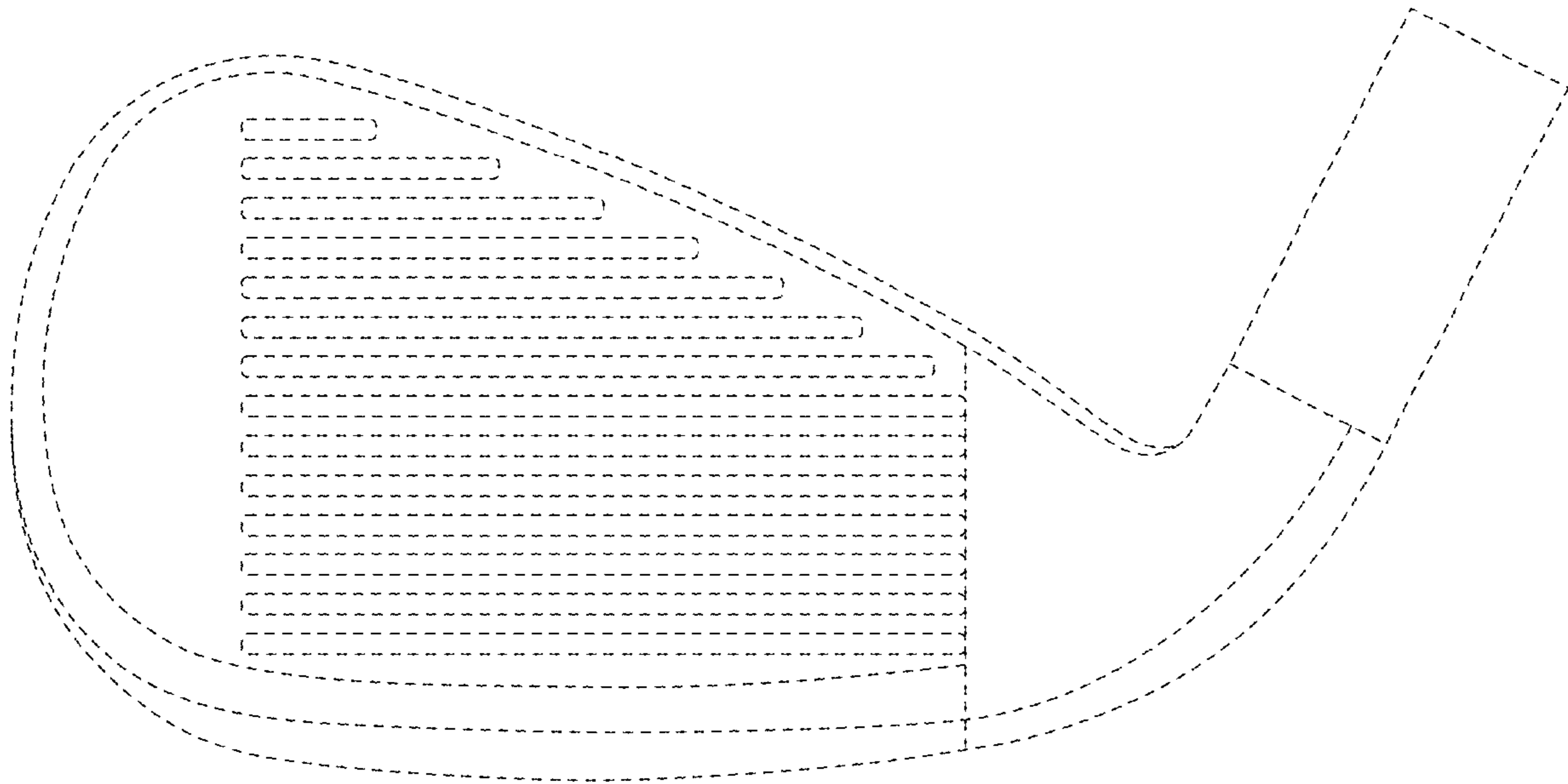


FIG. 2

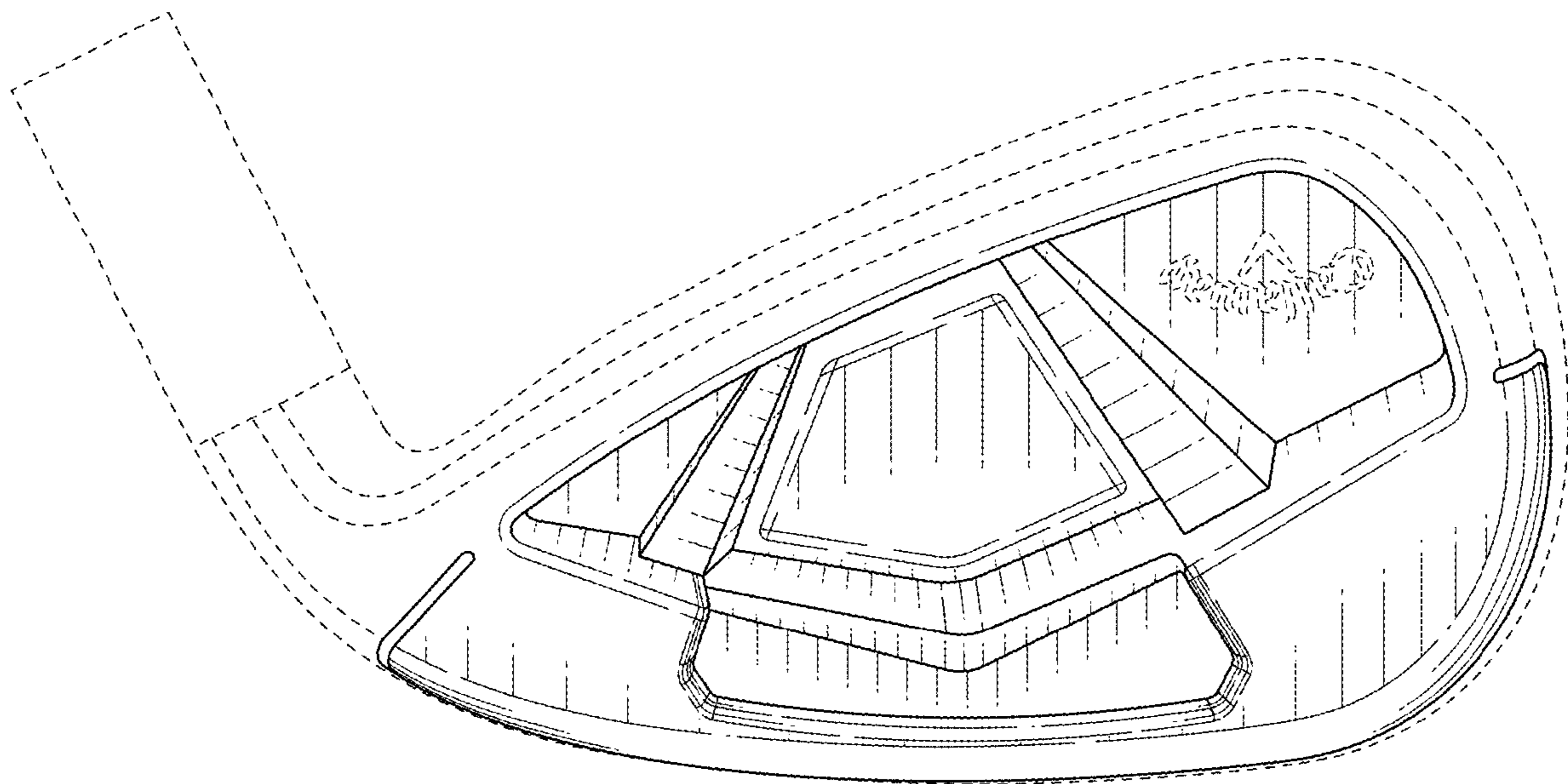


FIG. 3

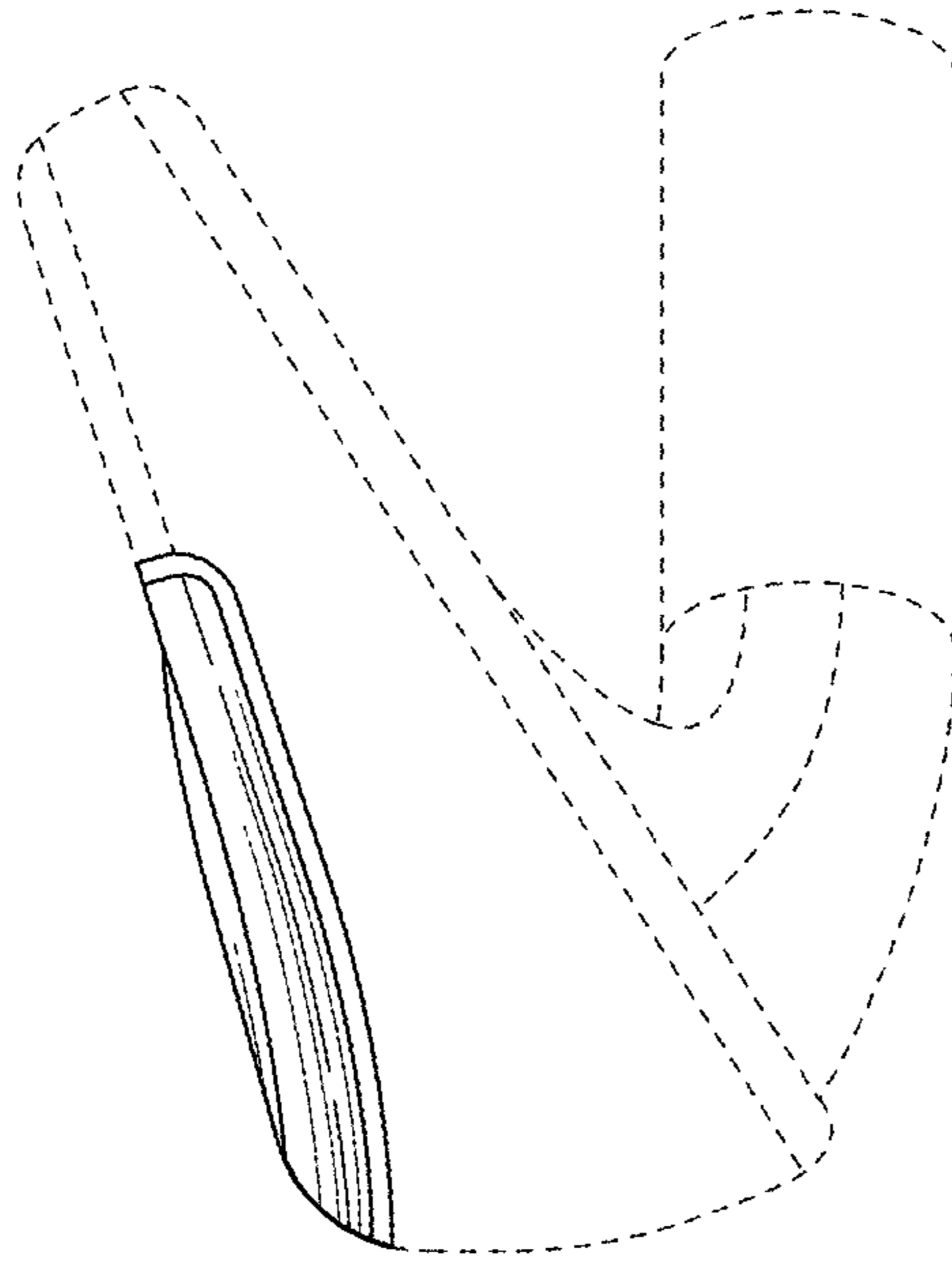


FIG. 4

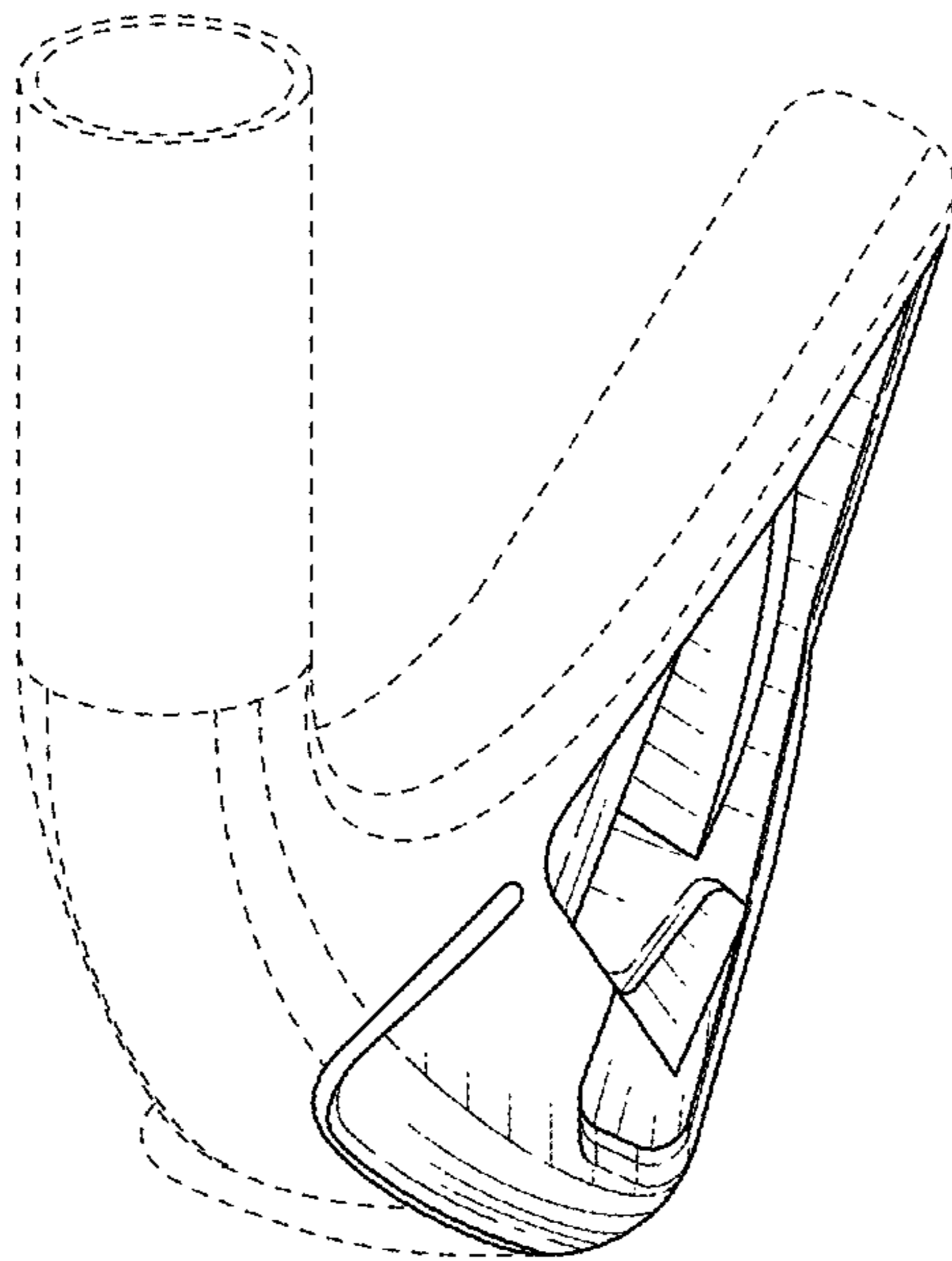


FIG. 5

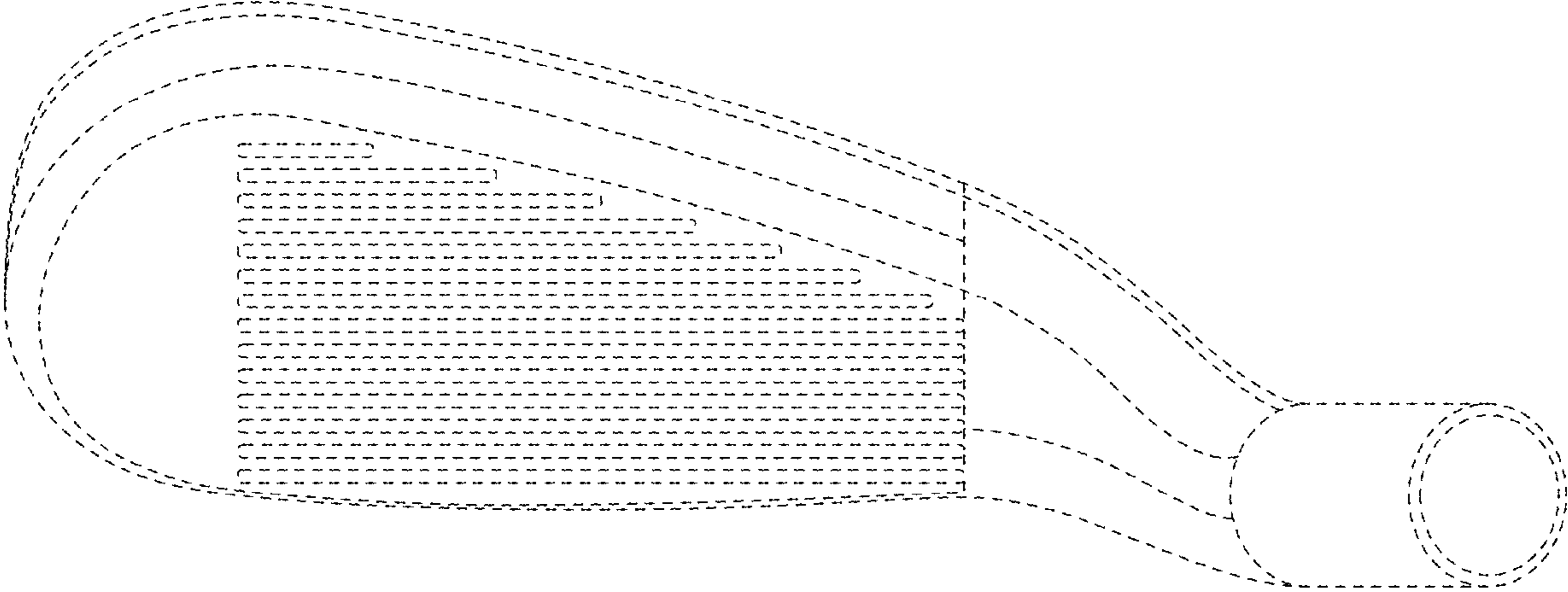


FIG. 6

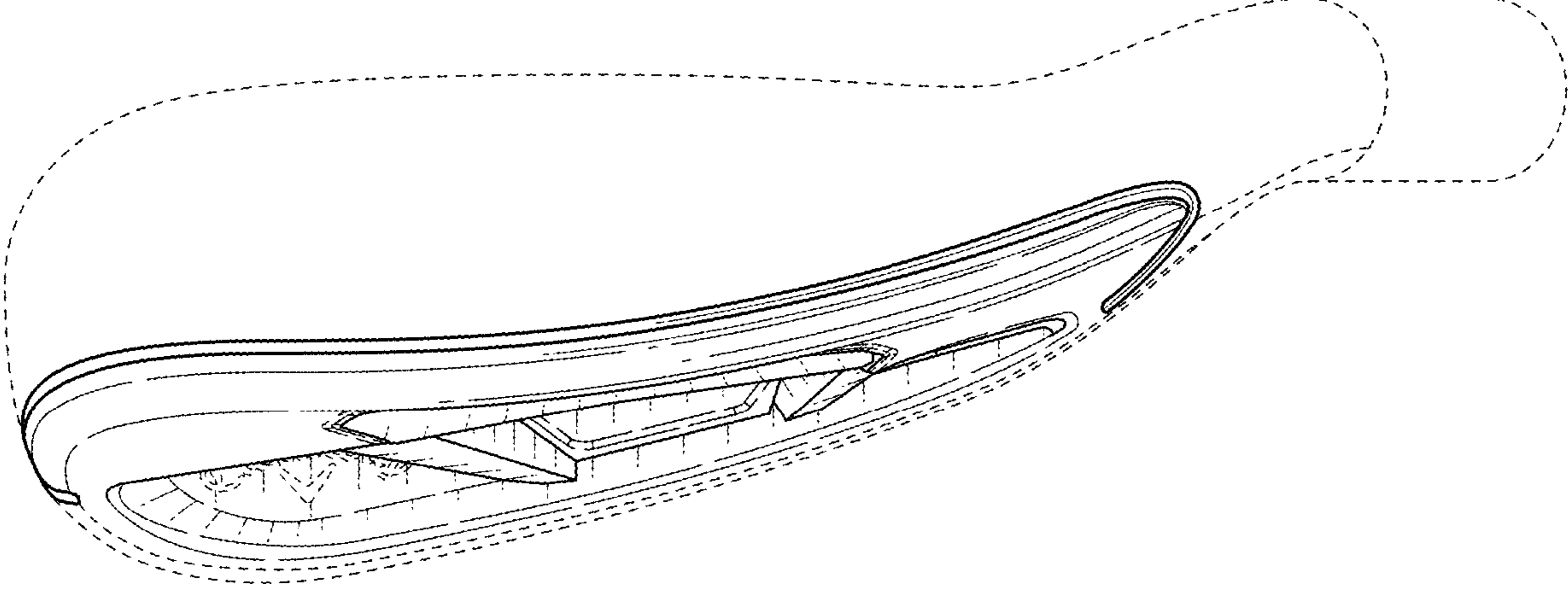


FIG. 7