



US00D983908S

(12) **United States Design Patent** (10) **Patent No.:** **US D983,908 S**
Kim (45) **Date of Patent:** **** Apr. 18, 2023**

(54) **GOLF CLUB HEAD**
(71) Applicant: **Callaway Golf Company**, Carlsbad, CA (US)
(72) Inventor: **Wee Joung Kim**, Vista, CA (US)
(73) Assignee: **Topgolf Callaway Brands Corp.**, Carlsbad, CA (US)
(**) Term: **15 Years**
(21) Appl. No.: **29/804,852**

D645,103 S * 9/2011 Llewellyn D21/759
D647,986 S * 11/2011 Atwell D21/747
D673,629 S * 1/2013 Breier D21/747
D675,690 S * 2/2013 Breier D21/747
D682,960 S * 5/2013 Voshall D21/747
D713,903 S * 9/2014 Kono D21/759
D715,881 S * 10/2014 Roche D21/759
D720,026 S * 12/2014 Llewellyn D21/759
D736,872 S * 8/2015 Llewellyn D21/759
D736,873 S * 8/2015 Voshall D21/759
D738,448 S * 9/2015 Asatsuma D21/759
D767,701 S * 9/2016 Asatsuma D21/759
D780,867 S * 3/2017 Asatsuma D21/759
D839,371 S * 1/2019 Clarke D21/747

(Continued)

(22) Filed: **Aug. 23, 2021**
(51) **LOC (14) Cl.** **21-02**
(52) **U.S. Cl.**
USPC **D21/759**
(58) **Field of Classification Search**
USPC D21/747-751, 759
CPC A63B 53/00; A63B 53/02; A63B 53/04;
A63B 53/047; A63B 53/0475; A63B
2053/0479; A63B 2053/0483; A63B
2053/0445; A63B 60/00; A63B 60/46
See application file for complete search history.

(56) **References Cited**

U.S. PATENT DOCUMENTS

D353,644 S * 12/1994 Hirsch D21/748
D394,290 S * 5/1998 Best D21/748
D401,637 S * 11/1998 Best D21/747
D469,140 S * 1/2003 Best D21/759
D475,107 S * 5/2003 Madore D21/759
D475,108 S * 5/2003 Madore D21/759
D479,568 S * 9/2003 Rodgers D21/747
D487,127 S * 2/2004 Madore D21/747
D491,620 S * 6/2004 Nishitani D21/747
D516,649 S * 3/2006 Imamoto D21/747
D517,626 S * 3/2006 Gilbert D21/747
D517,629 S * 3/2006 Madore D21/759
7,125,343 B2 * 10/2006 Imamoto A63B 53/04
473/347

OTHER PUBLICATIONS

Golf irons google search; google.com; Feb. 16, 2023.*
Callaway irons google search; google.com; Feb. 16, 2023.*
callawaygolf.com; Feb. 16, 2023.*

Primary Examiner — Mitchell I. Siegel
(74) *Attorney, Agent, or Firm* — Michael A. Catania;
Rebecca Hanovice; Sonia Lari

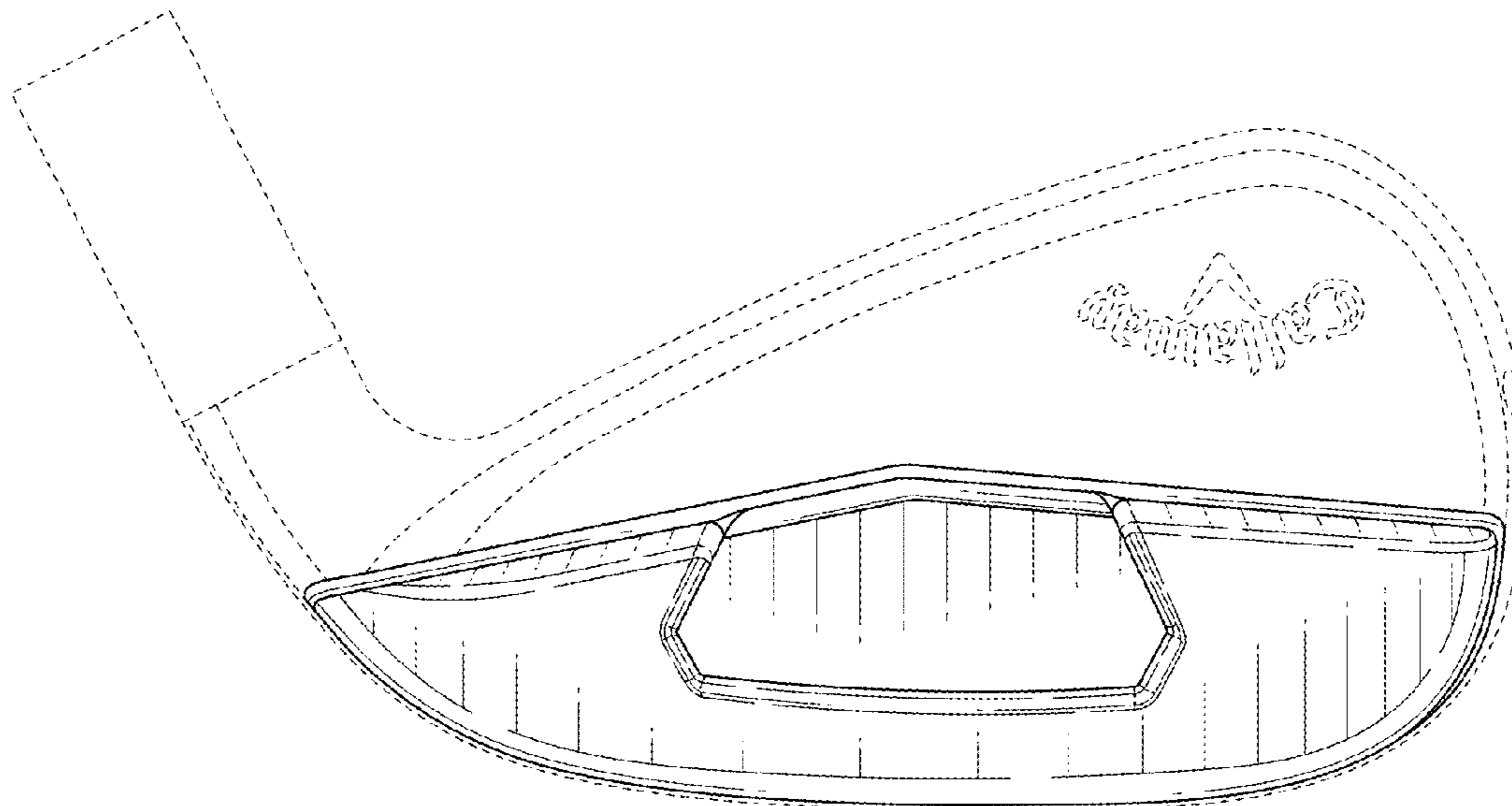
(57) **CLAIM**

The ornamental design for a golf club head, as shown and described.

DESCRIPTION

FIG. 1 is a rear perspective view of the golf club head claimed herein;
FIG. 2 is a front elevational view thereof;
FIG. 3 is a rear elevational view thereof;
FIG. 4 is a left side elevational view thereof;
FIG. 5 is a right side elevational view thereof;
FIG. 6 is a top plan view thereof; and,
FIG. 7 is a bottom plan view thereof.
The broken lines shown in the drawings form no part of the claimed design.

1 Claim, 4 Drawing Sheets



(56)

References Cited

U.S. PATENT DOCUMENTS

D859,550 S	*	9/2019	Asatsuma	D21/759
D859,551 S	*	9/2019	Asatsuma	D21/759
D859,552 S	*	9/2019	Tang	D21/759
D861,812 S	*	10/2019	Asatsuma	D21/759
D863,482 S	*	10/2019	Tang	D21/759
D921,792 S	*	6/2021	Kawami	D21/759
D950,658 S	*	5/2022	Clarke	D21/747
D970,662 S	*	11/2022	Demkowski	D21/747

* cited by examiner

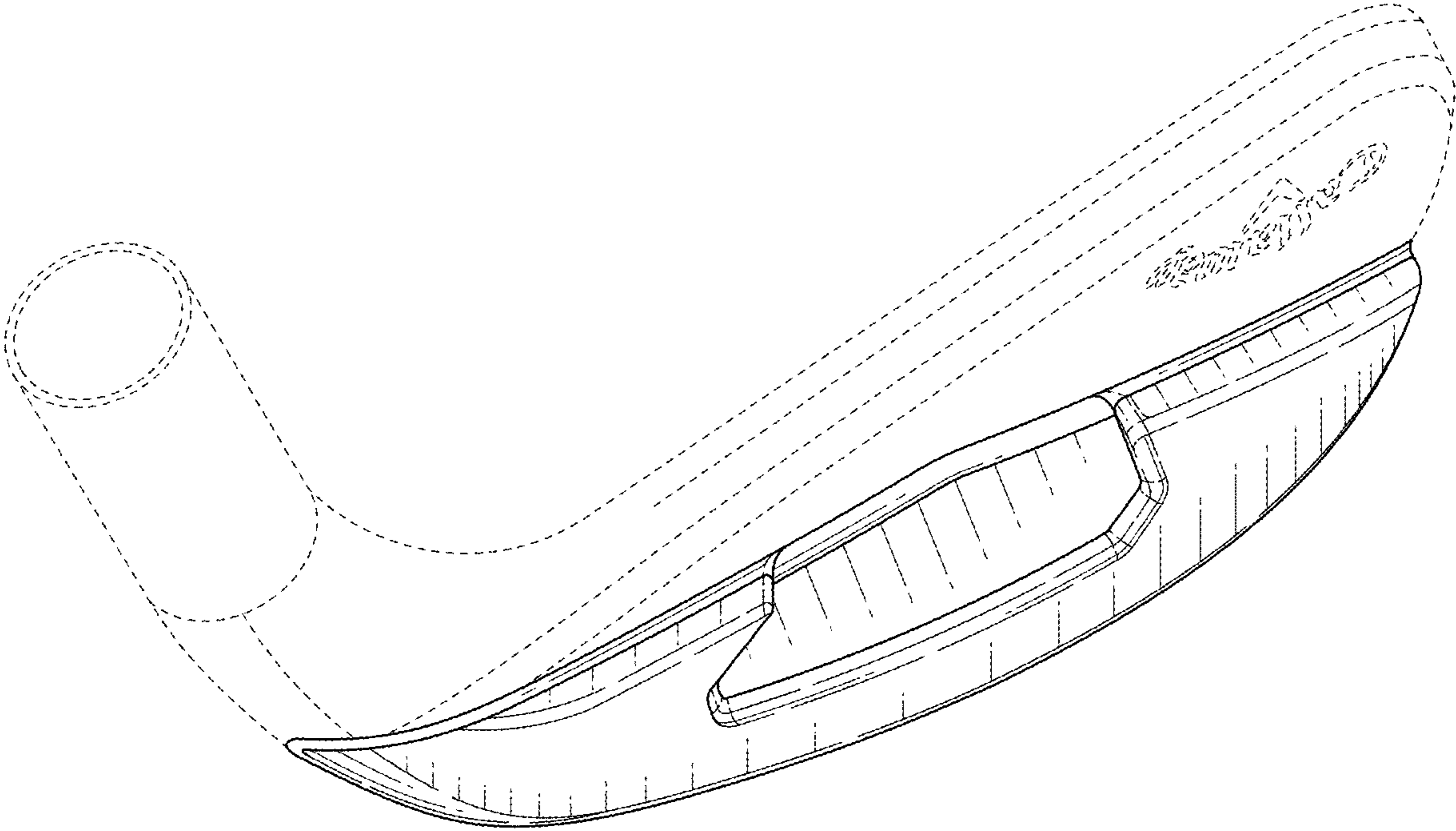


FIG. 1

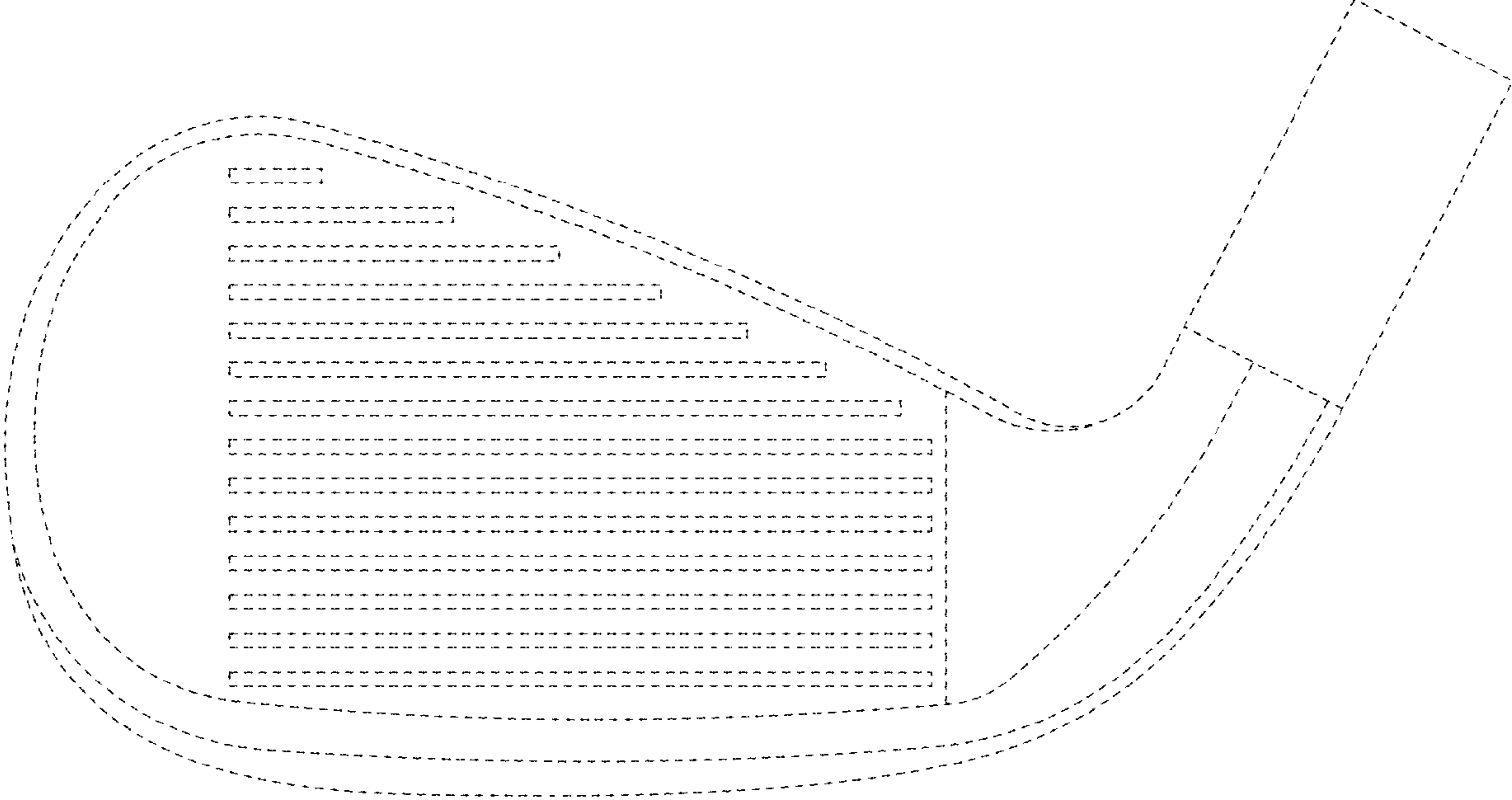


FIG. 2

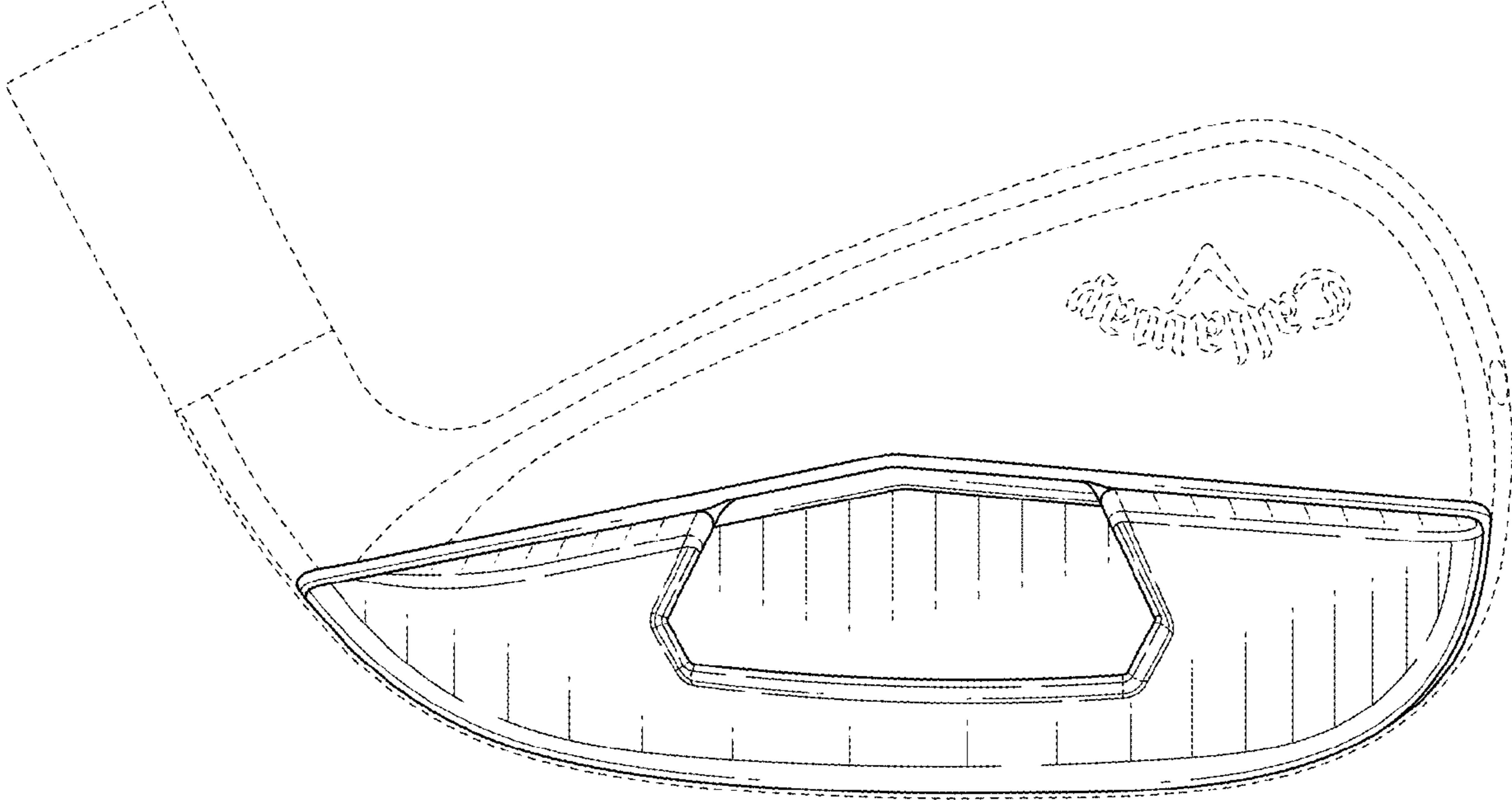


FIG. 3

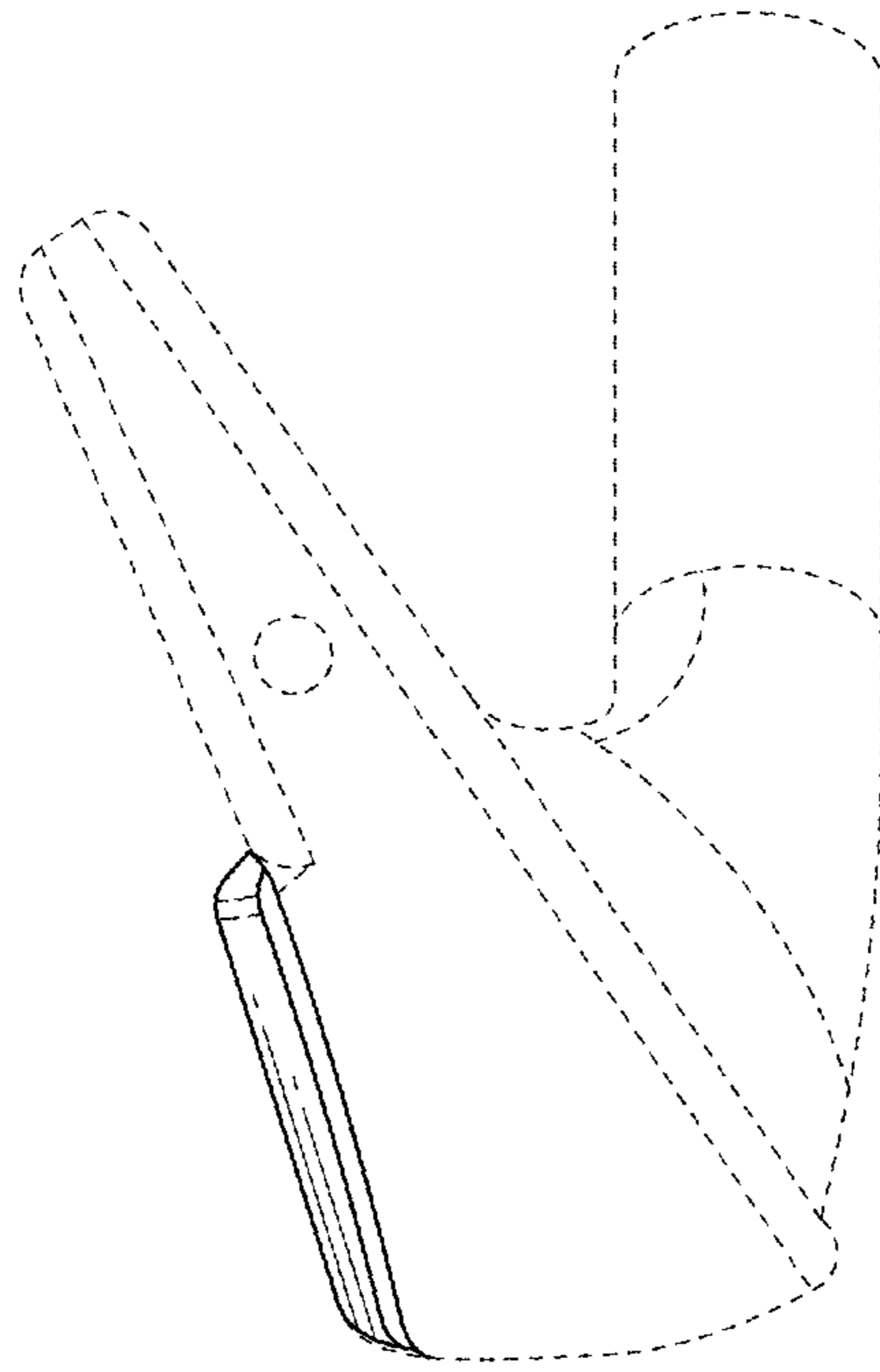


FIG. 4

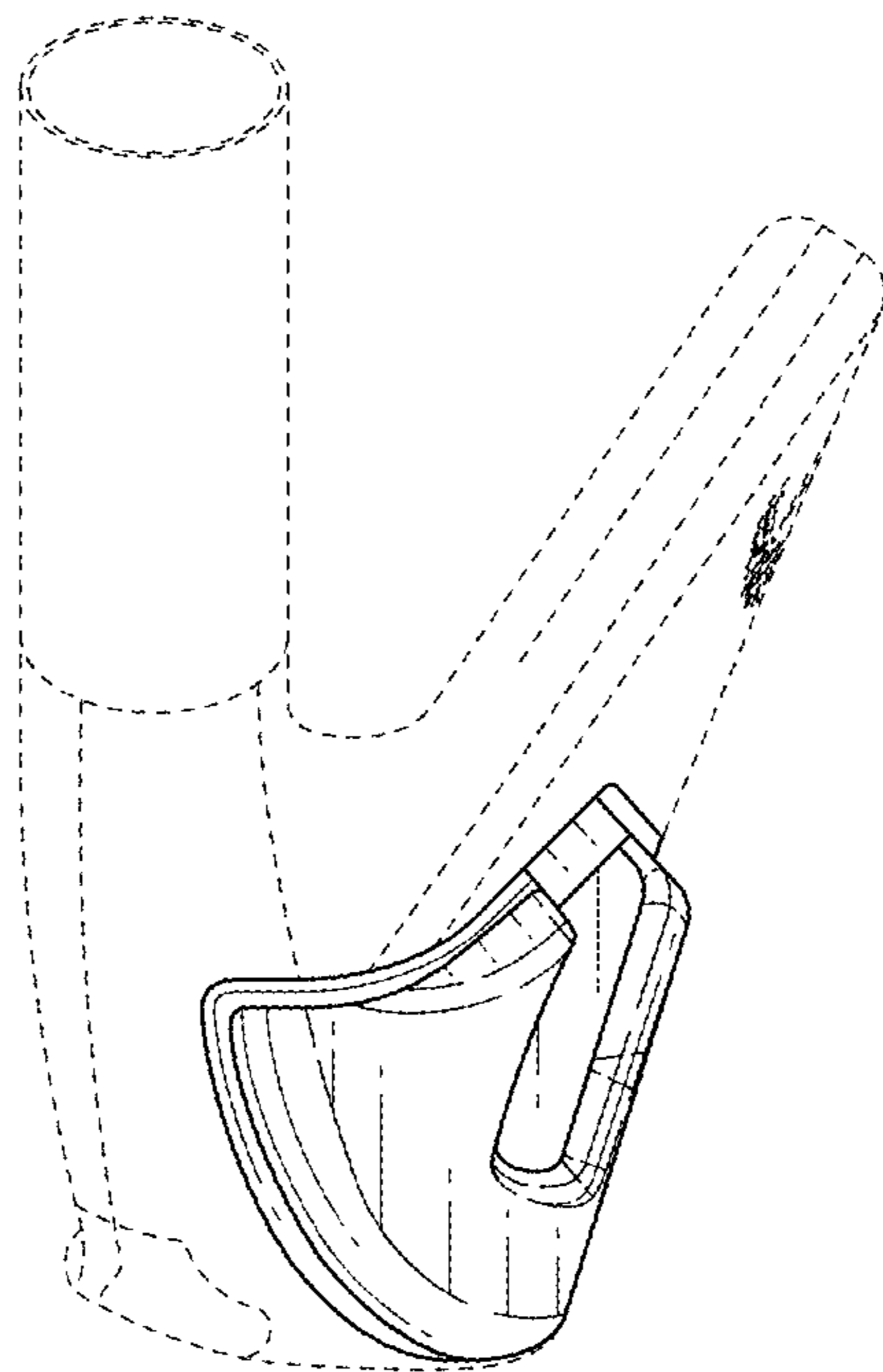


FIG. 5

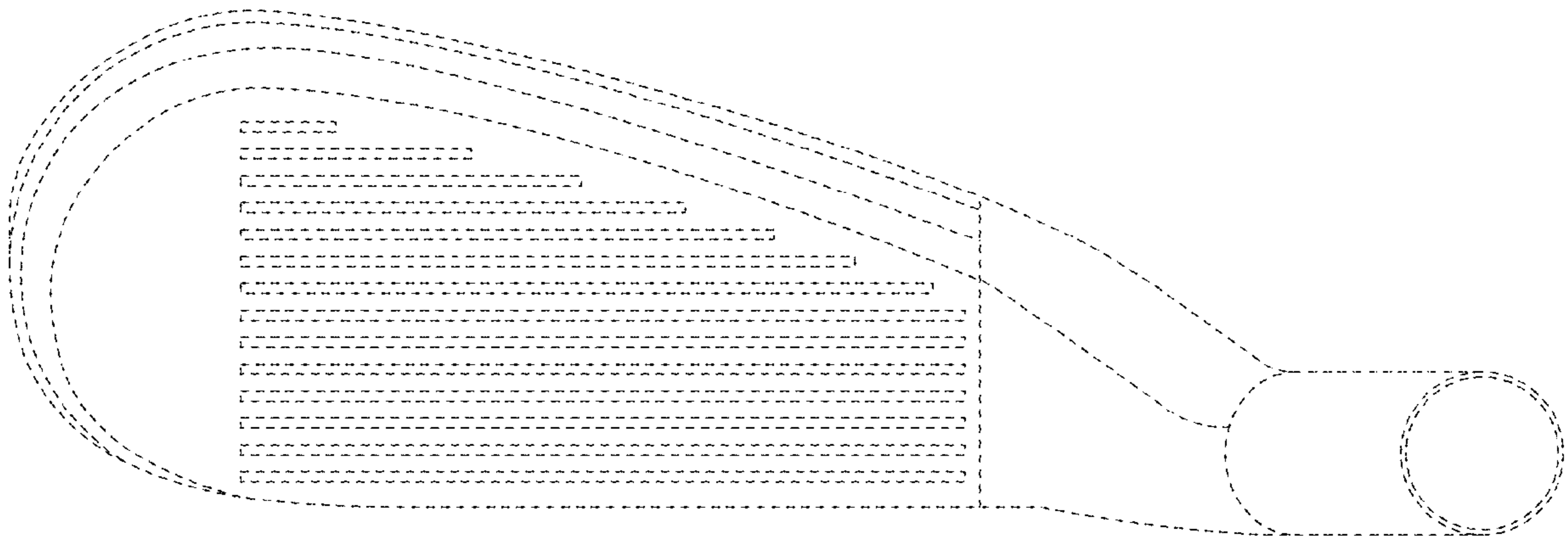


FIG. 6

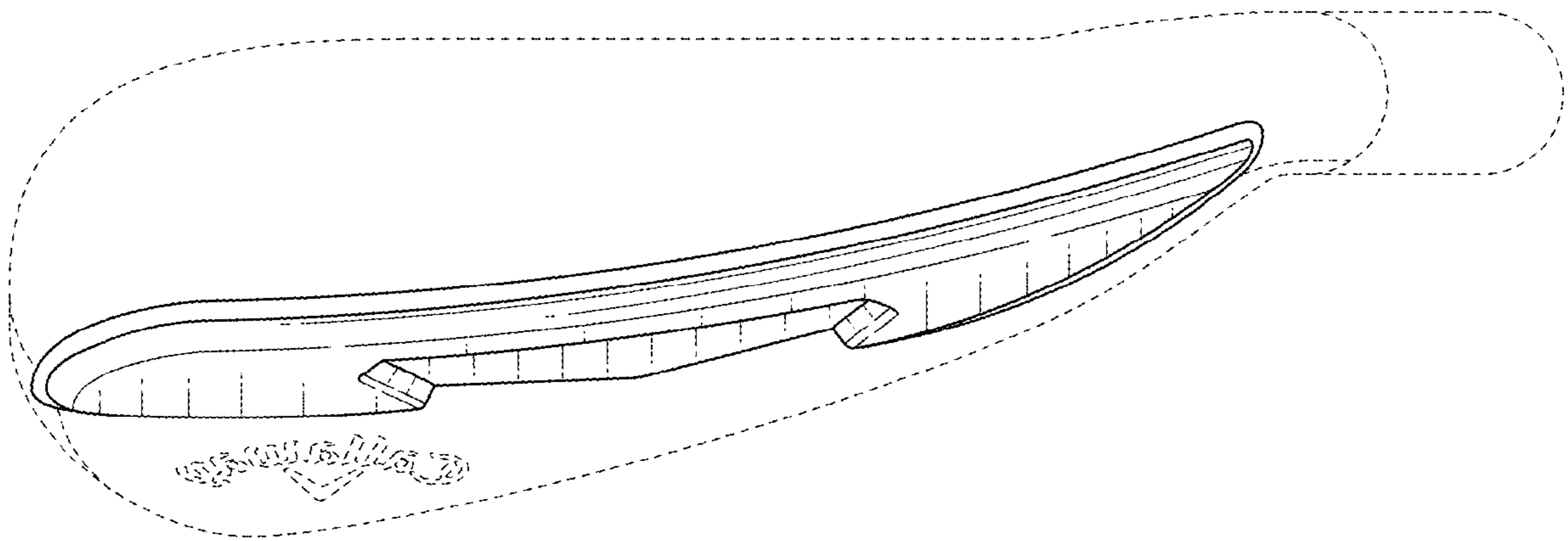


FIG. 7