



US00D983906S

(12) **United States Design Patent** (10) **Patent No.:** **US D983,906 S**  
**Engler et al.** (45) **Date of Patent:** **\*\* Apr. 18, 2023**

(54) **SPORTS HANDLE**

(71) Applicant: **P&P IMPORTS LLC**, Irvine, CA (US)

(72) Inventors: **Peter Engler**, Newport Beach, CA (US); **Peter Tanoury**, Newport Beach, CA (US); **Willis Santamaria**, Diamond Bar, CA (US)

(\*\*) Term: **15 Years**

(21) Appl. No.: **29/802,145**

(22) Filed: **Aug. 3, 2021**

(51) **LOC (14) Cl.** ..... **21-02**

(52) **U.S. Cl.**  
USPC ..... **D21/756**; D21/722; D30/160

(58) **Field of Classification Search**  
USPC ..... D21/722-732, 756-758; D30/160  
CPC ... A63B 49/00-14; A63B 59/80; A63B 59/00;  
A63B 59/40; A63B 59/45; A63B  
2102/00; A63B 2102/10; A63B 2102/12;  
A63B 2102/16; A63B 2102/26; A63B  
2102/28; A63B 2102/30; A63B 2102/38;  
A63B 60/06-34; A63B 60/00

See application file for complete search history.

(56) **References Cited**

**U.S. PATENT DOCUMENTS**

D425,593 S *	5/2000	Kirch	.....	D21/756
D678,445 S *	3/2013	Corredor Monzon	.....	D21/791
D716,885 S *	11/2014	Murphy, Jr.	.....	D21/756
D726,268 S *	4/2015	Murphy, Jr.	.....	D21/756
D731,015 S *	6/2015	Murphy, Jr.	.....	D21/756
D781,974 S *	3/2017	Nimes	.....	D21/722
D800,237 S *	10/2017	Su	.....	D21/731
D828,884 S *	9/2018	DePaoli	.....	A63B 60/14
				D21/756
D831,142 S *	10/2018	Murphy, Jr.	.....	D21/756
D968,925 S *	11/2022	Engler	.....	D8/303

**OTHER PUBLICATIONS**

Throwing device handle google search; google.com; Jan. 20, 2023.\*  
Dog toy thrower google search; google.com; Jan. 20, 2023.\*

\* cited by examiner

*Primary Examiner* — Mitchell I. Siegel

(57) **CLAIM**

The ornamental design for a sports handle, as shown and described.

**DESCRIPTION**

FIG. 1 is a perspective view of the sports handle showing the claimed design having a broken line showing of a clay disc thrower;

FIG. 2 is a right-side elevational view of the sports handle thereof, the left-side elevational view being a mirror image of the right-side view;

FIG. 3 is a front elevational view of the sports handle thereof, the bottom plan view being identical to the top plan view;

FIG. 4 is a back elevational view of the sports handle thereof;

FIG. 5 is a top plan view of the sports handle thereof;

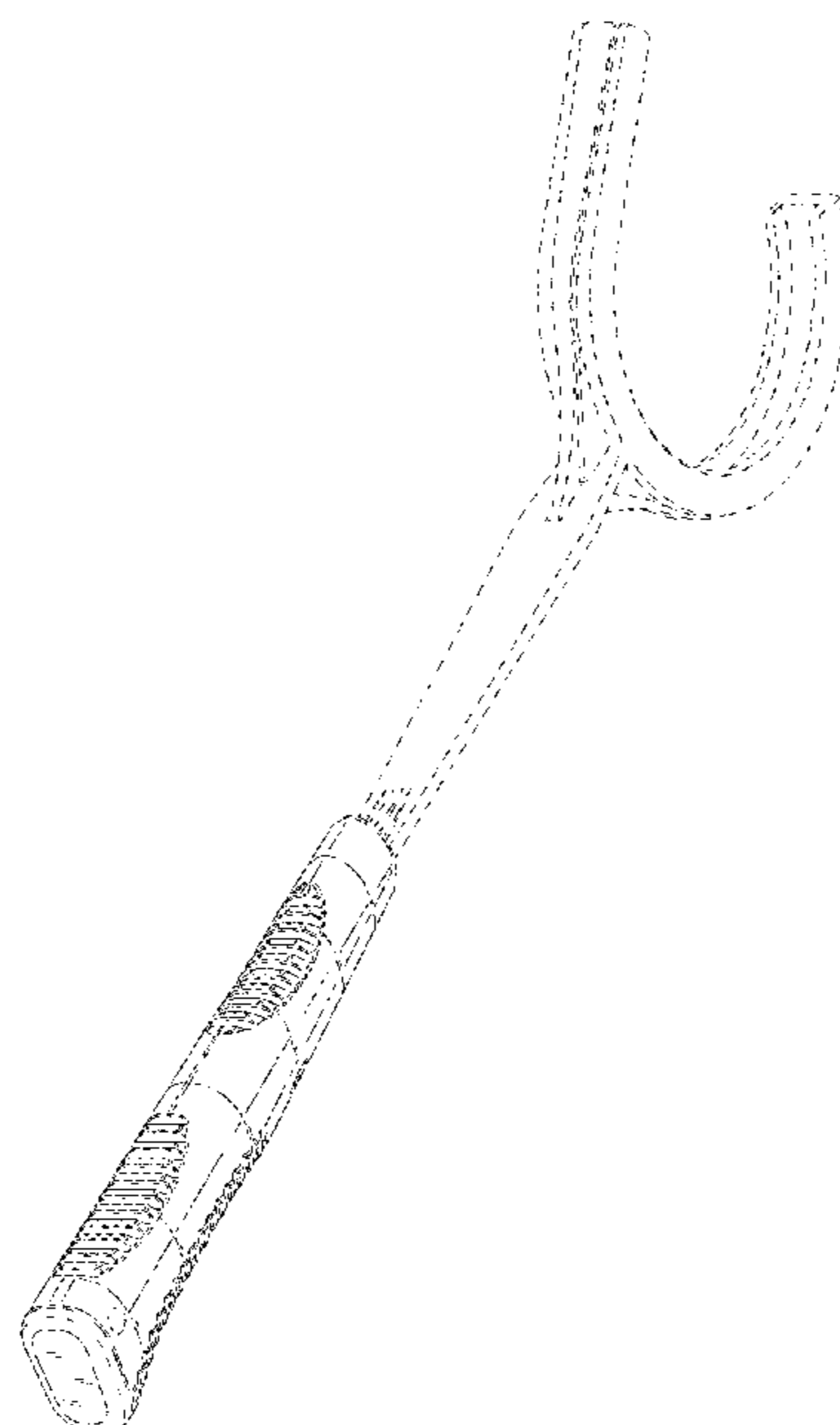
FIG. 6 is a bottom plan view of the sports handle thereof;

FIG. 7 is a right side elevational view of the sports handle showing the claimed design having a broken line showing of a whip; and,

FIG. 8 is a perspective view of the sports handle showing the claimed design having a broken line showing of a lacrosse stick.

The broken lines in the figures show portions of the design that form no part of the claimed design.

**1 Claim, 8 Drawing Sheets**



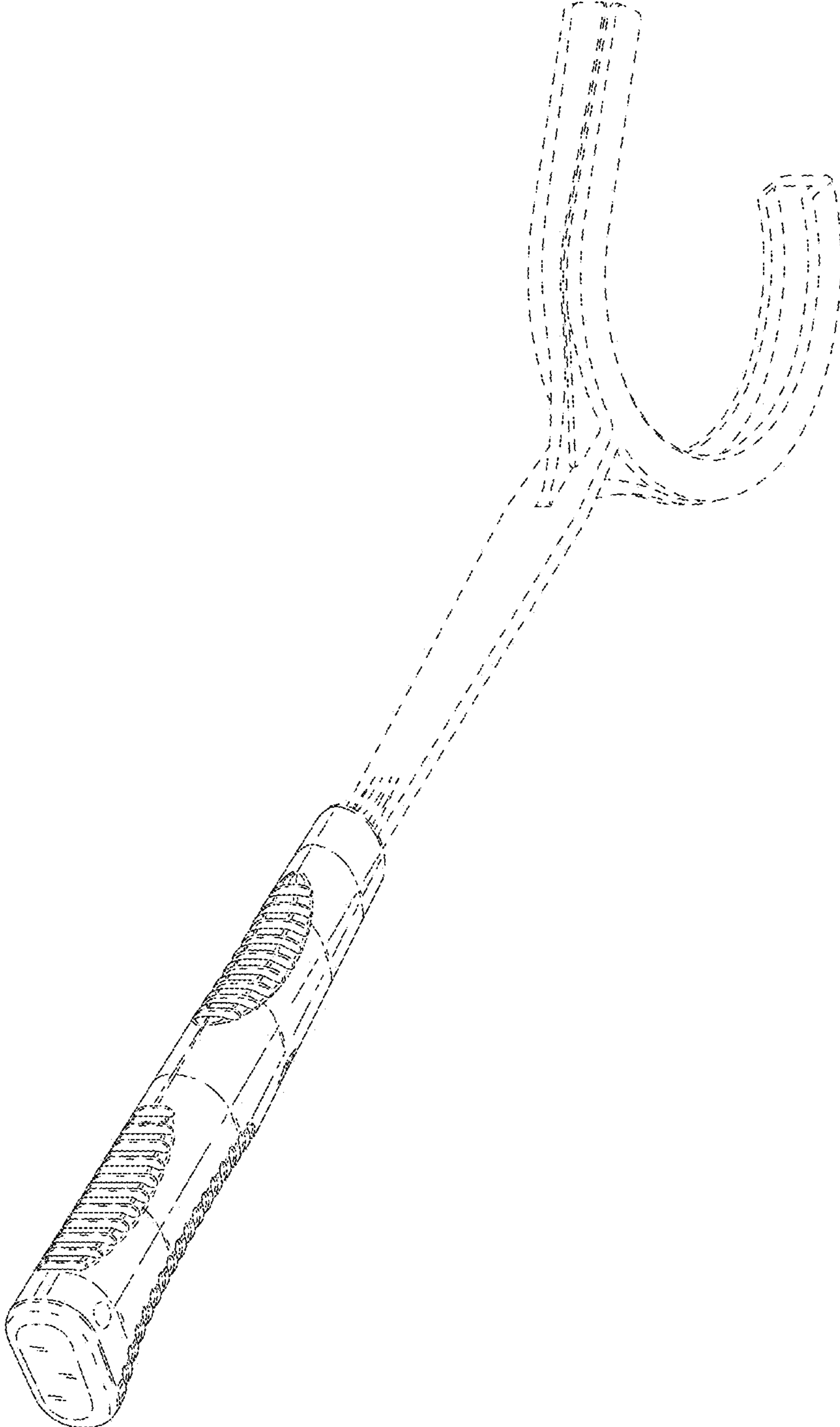


FIG. 1

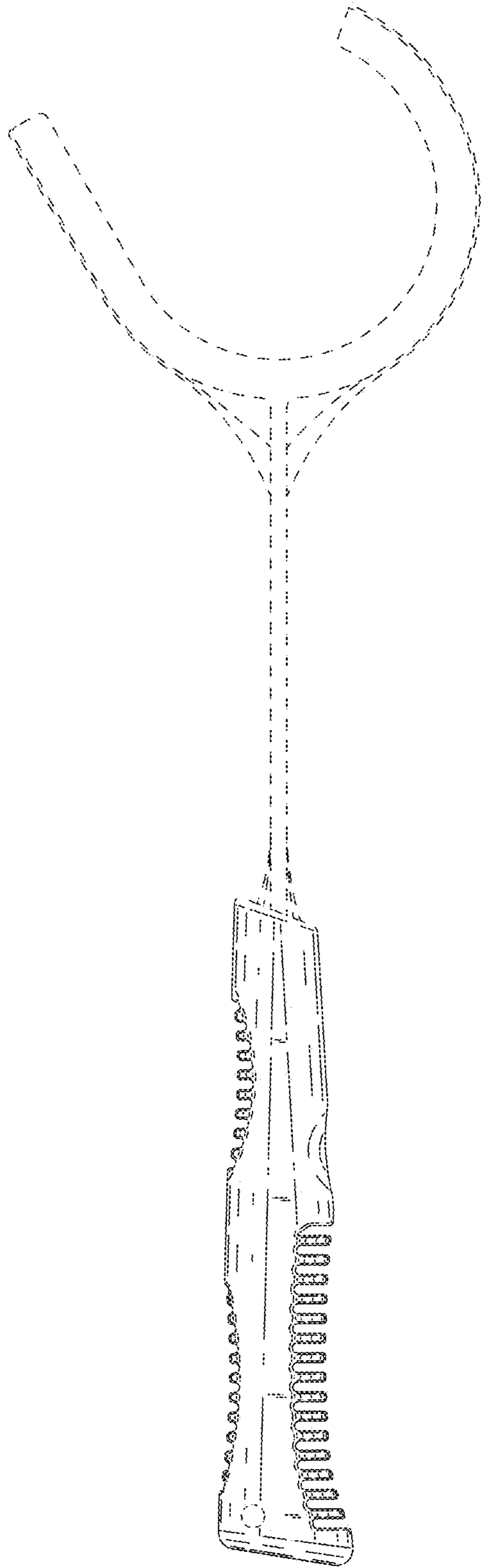


FIG. 2




FIG. 3




FIG. 4

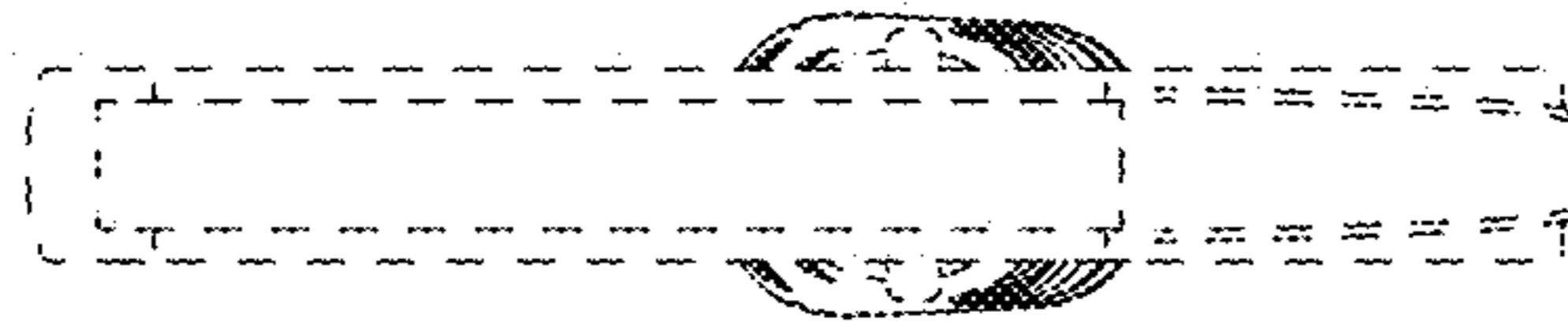


FIG. 5

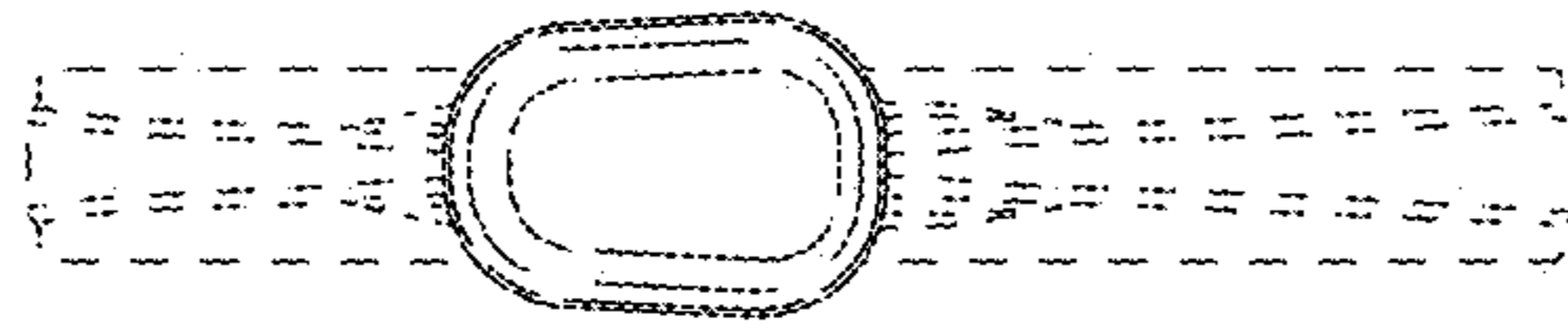


FIG. 6

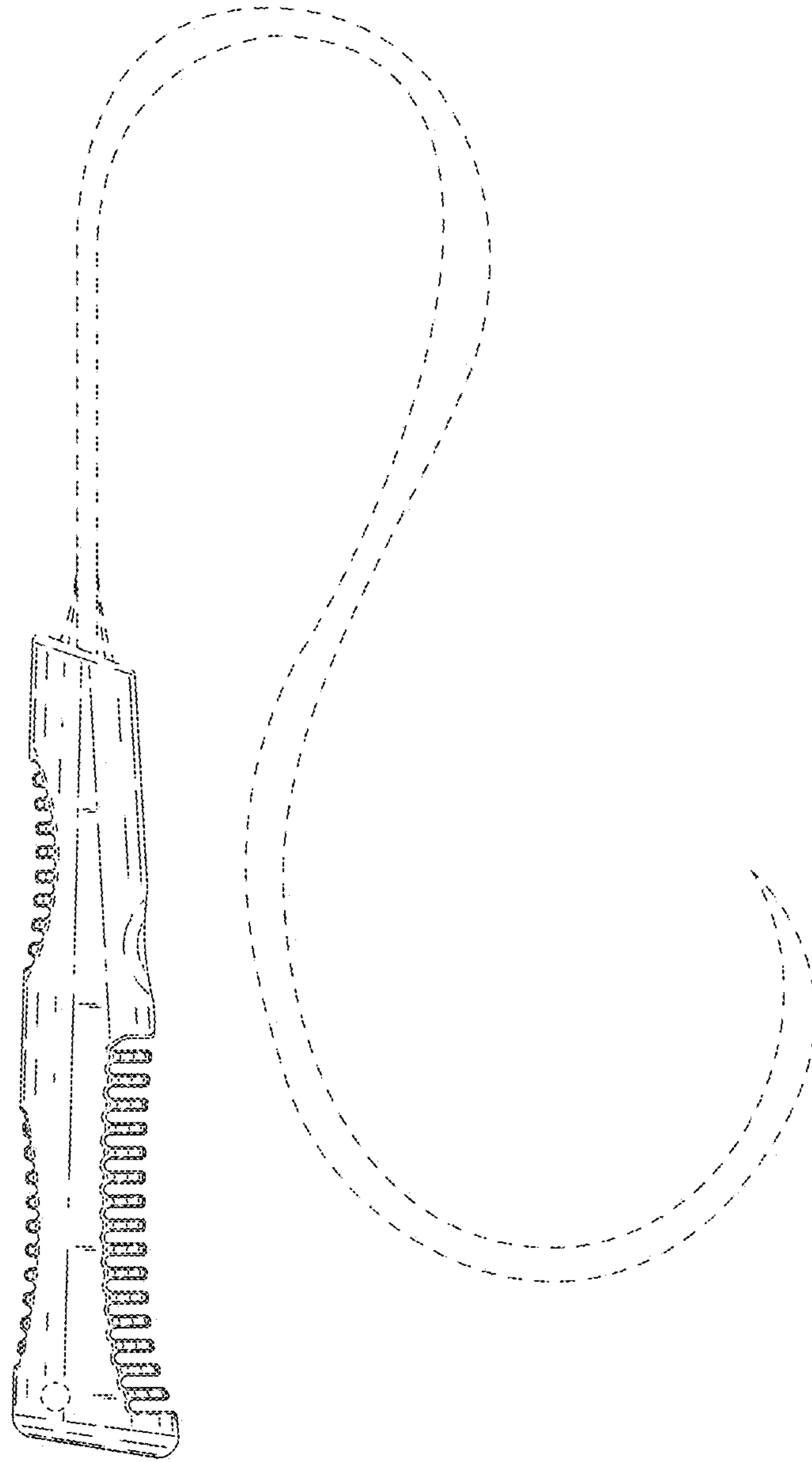


FIG. 7



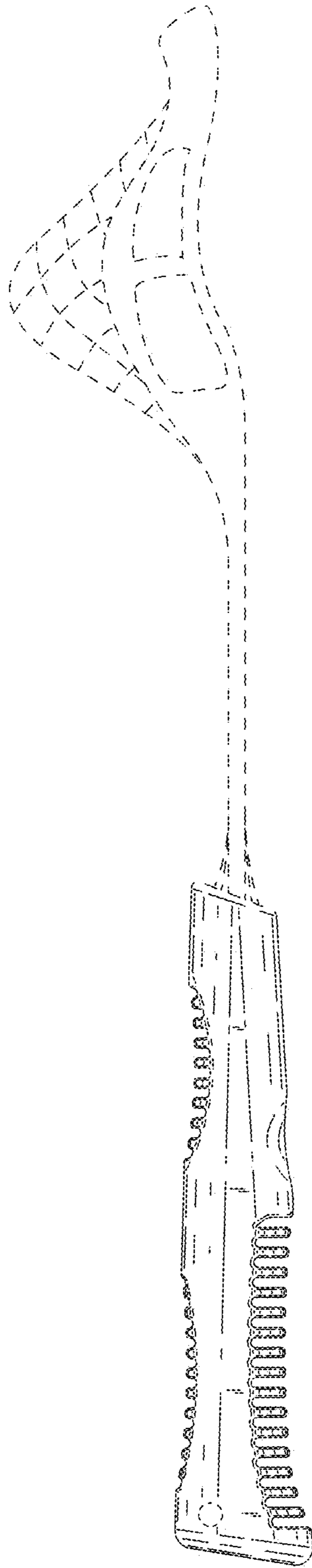


FIG. 8