



US00D983842S

(12) **United States Design Patent**
Hunter

(10) **Patent No.:** **US D983,842 S**

(45) **Date of Patent:** **** Apr. 18, 2023**

(54) **PROTECTIVE COVER ACCESSORY FOR EXCAVATOR ARM**

(71) Applicant: **George Hunter**, Fayette, MS (US)

(72) Inventor: **George Hunter**, Fayette, MS (US)

(**) Term: **15 Years**

(21) Appl. No.: **29/783,982**

(22) Filed: **May 17, 2021**

(51) **LOC (14) Cl.** **15-03**

(52) **U.S. Cl.**
USPC **D15/28**

(58) **Field of Classification Search**
USPC D15/10, 22-26, 28, 32
CPC E02F 3/22; E02F 3/34; E02F 3/28; E02F 3/3405; E02F 3/3414; E02F 3/627; E02F 9/006; E02F 9/2275; E02F 9/14; E02F 9/22; Y10T 29/49622

See application file for complete search history.

(56) **References Cited**

U.S. PATENT DOCUMENTS

| | | | | | |
|-----------|-----|---------|------------|-------|------------------------|
| 4,576,543 | A * | 3/1986 | Kuchyt | | E02F 3/6273 414/722 |
| D412,913 | S * | 8/1999 | Sasaki | | D15/28 |
| D451,105 | S * | 11/2001 | Masumoto | | D15/28 |
| D459,368 | S * | 6/2002 | Westendorf | | D15/32 |
| D529,053 | S * | 9/2006 | Stender | | D15/32 |
| D584,749 | S * | 1/2009 | Smith | | D15/28 |
| D595,746 | S * | 7/2009 | Iida | | D15/28 |
| D610,172 | S * | 2/2010 | Yukino | | D15/28 |
| D628,604 | S * | 12/2010 | Major | | D15/28 |
| D629,019 | S * | 12/2010 | Major | | D15/28 |
| D646,306 | S * | 10/2011 | Bradley | | D15/28 |
| D649,170 | S * | 11/2011 | Barba | | D15/28 |
| D649,171 | S * | 11/2011 | Barba | | D15/28 |
| D678,919 | S * | 3/2013 | Bradley | | D15/28 |
| D692,030 | S * | 10/2013 | Martin | | D15/28 |

| | | | | | |
|--------------|------|---------|------------|-------|------------------------|
| D739,446 | S * | 9/2015 | Nilsson | | D15/32 |
| D772,307 | S * | 11/2016 | Gross | | D15/28 |
| D788,184 | S * | 5/2017 | Okuyama | | D15/32 |
| D832,895 | S * | 11/2018 | Dekker | | D15/28 |
| D840,439 | S * | 2/2019 | Schlesser | | D15/28 |
| D840,440 | S * | 2/2019 | Schwalbe | | D15/28 |
| D919,672 | S * | 5/2021 | Brooks | | D15/28 |
| D923,062 | S * | 6/2021 | Park | | D15/32 |
| D930,047 | S * | 9/2021 | Rajopadhye | | D15/28 |
| D943,641 | S * | 2/2022 | Esqueda | | D15/28 |
| 2004/0228717 | A1 * | 11/2004 | Perrin | | A01B 59/062 414/723 |
| 2007/0020078 | A1 * | 1/2007 | Frey | | E02F 3/38 414/686 |

(Continued)

Primary Examiner — Mark A Goodwin

(74) *Attorney, Agent, or Firm* — Hulsey P.C.

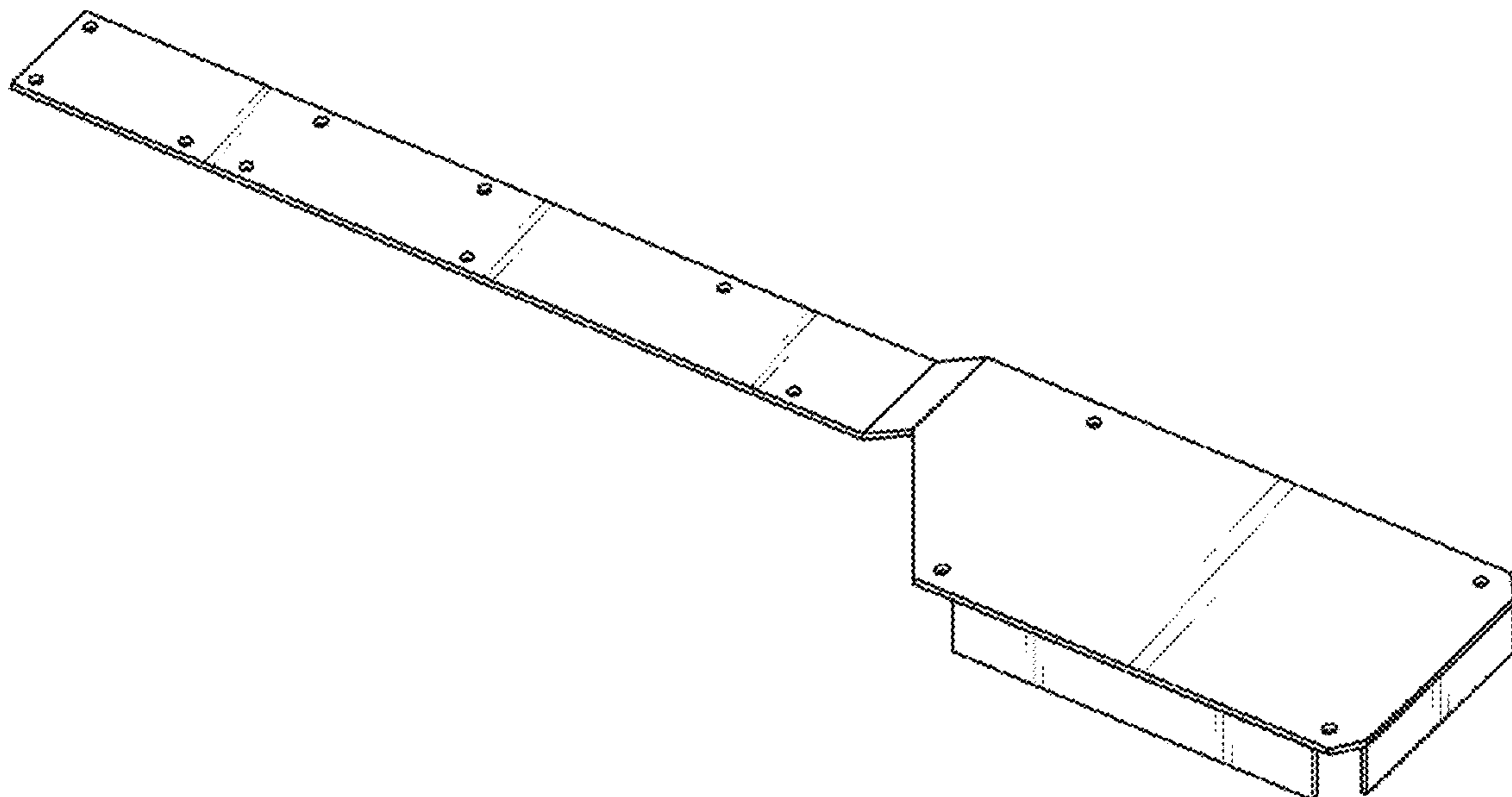
(57) **CLAIM**

The ornamental design for protective cover accessory for excavator arm, as shown and described.

DESCRIPTION

FIG. 1 is an exploded isometric view of protective cover accessory for excavator arm showing my new design; FIG. 2 is a front elevational view of FIG. 1; FIG. 3 is a rear elevational view of FIG. 1; FIG. 4 is a left elevational view of FIG. 1; FIG. 5 is a right-side elevational view of FIG. 1; FIG. 6 is a top plan view of FIG. 1; FIG. 7 is a bottom plan view of FIG. 1; FIG. 8 is an operational view of protective cover accessory for excavator arm; and, FIG. 9 is another operational view of protective cover accessory for excavator arm. The broken lines are included for the purpose of illustrating features of the protective cover accessory for excavator arm that form no part of the claimed design.

1 Claim, 5 Drawing Sheets



(56)

References Cited

U.S. PATENT DOCUMENTS

| | | | | |
|--------------|------|--------|---------------|------------------------|
| 2007/0031233 | A1 * | 2/2007 | Frey | E02F 3/422 414/685 |
| 2007/0217899 | A1 * | 9/2007 | Sakada | E02F 3/3408 414/722 |
| 2008/0063502 | A1 * | 3/2008 | Nilsson | E02F 9/2275 414/685 |
| 2008/0193269 | A1 * | 8/2008 | Sakada | E02F 3/38 414/722 |

* cited by examiner

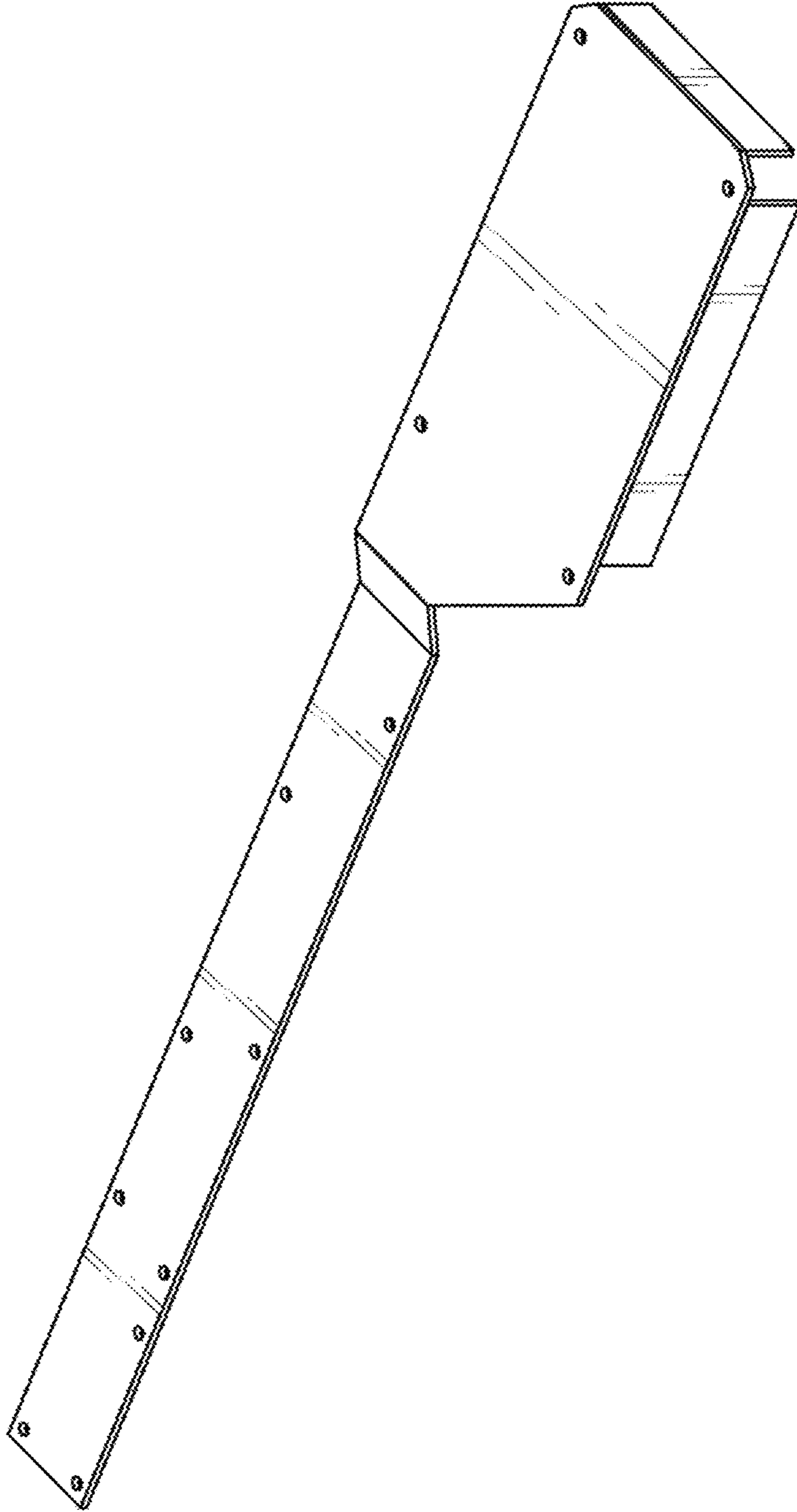


FIG. 1




FIG. 2




FIG. 3




FIG. 4

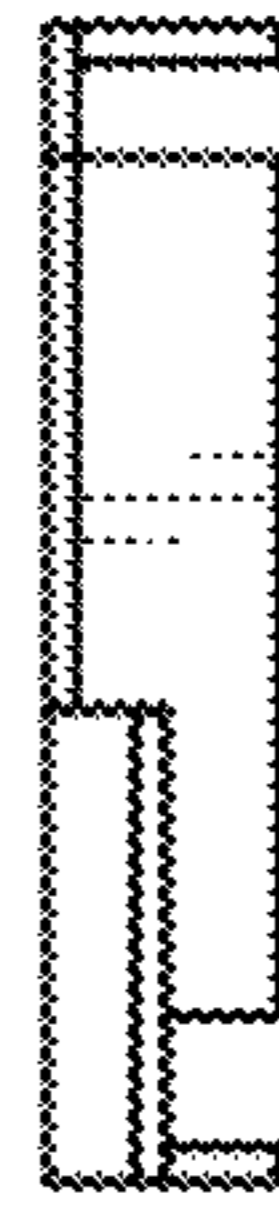


FIG. 5

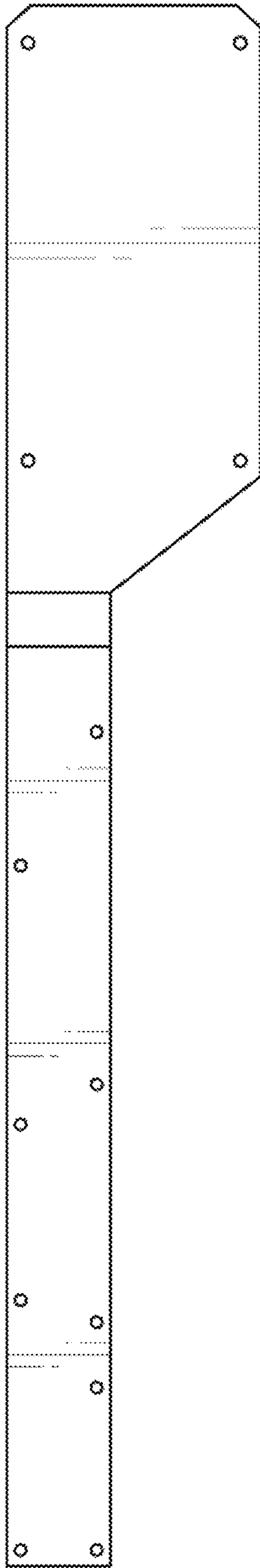


FIG. 6

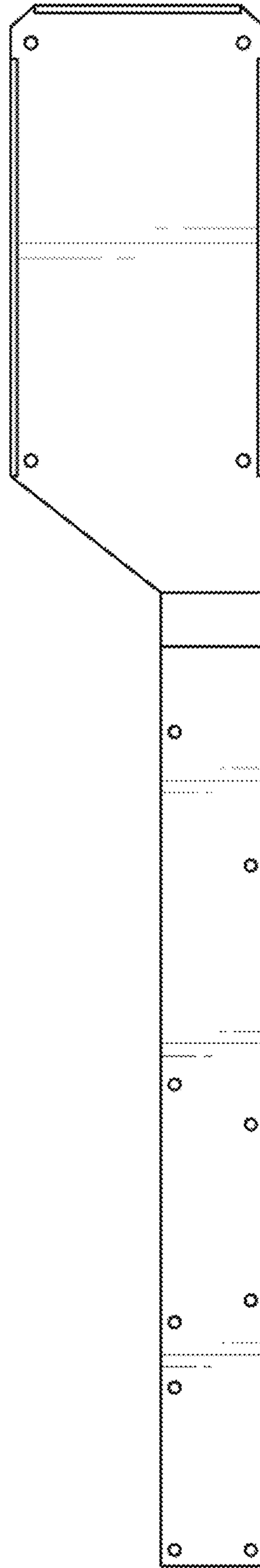


FIG. 7

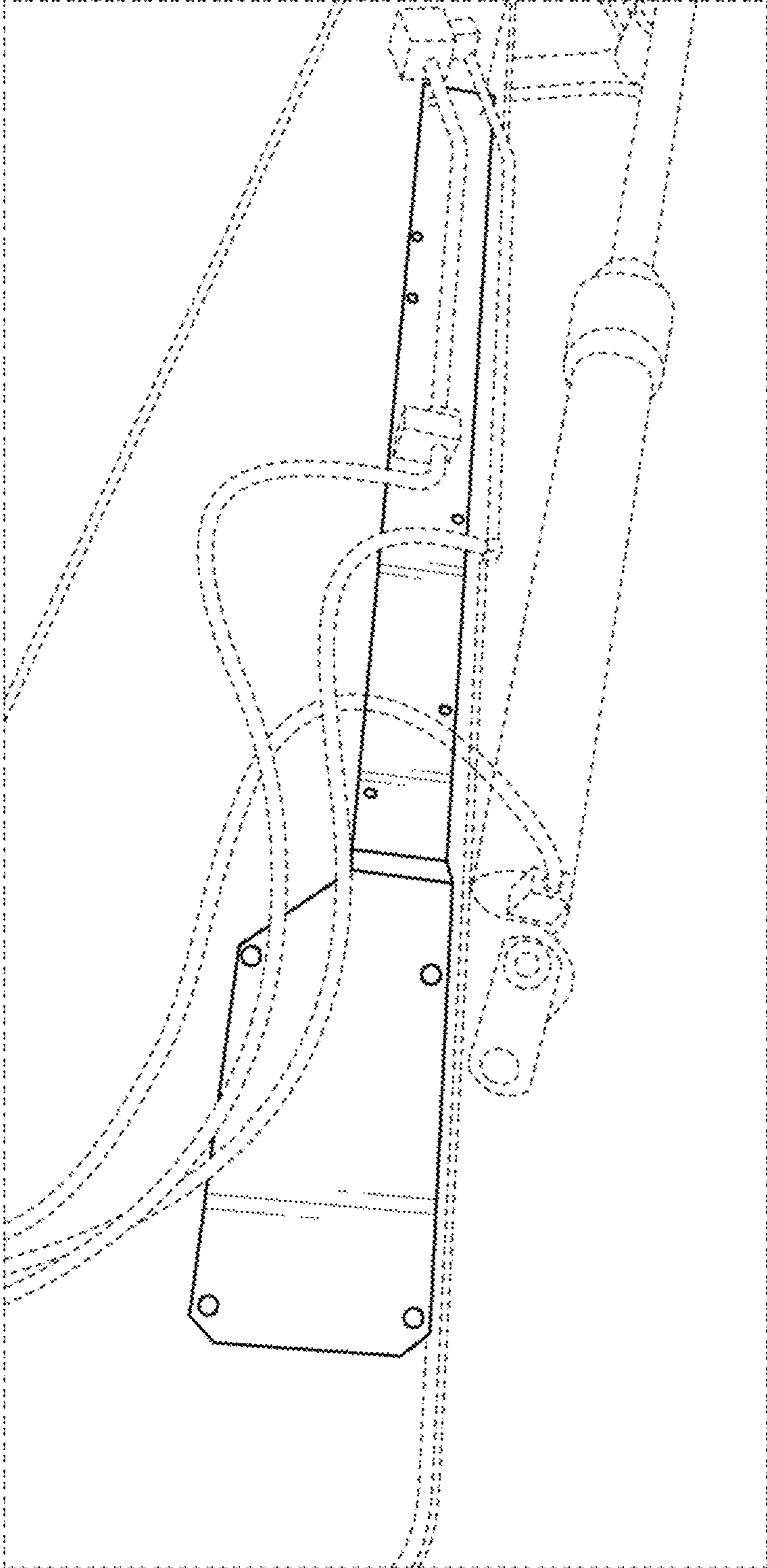


FIG. 8

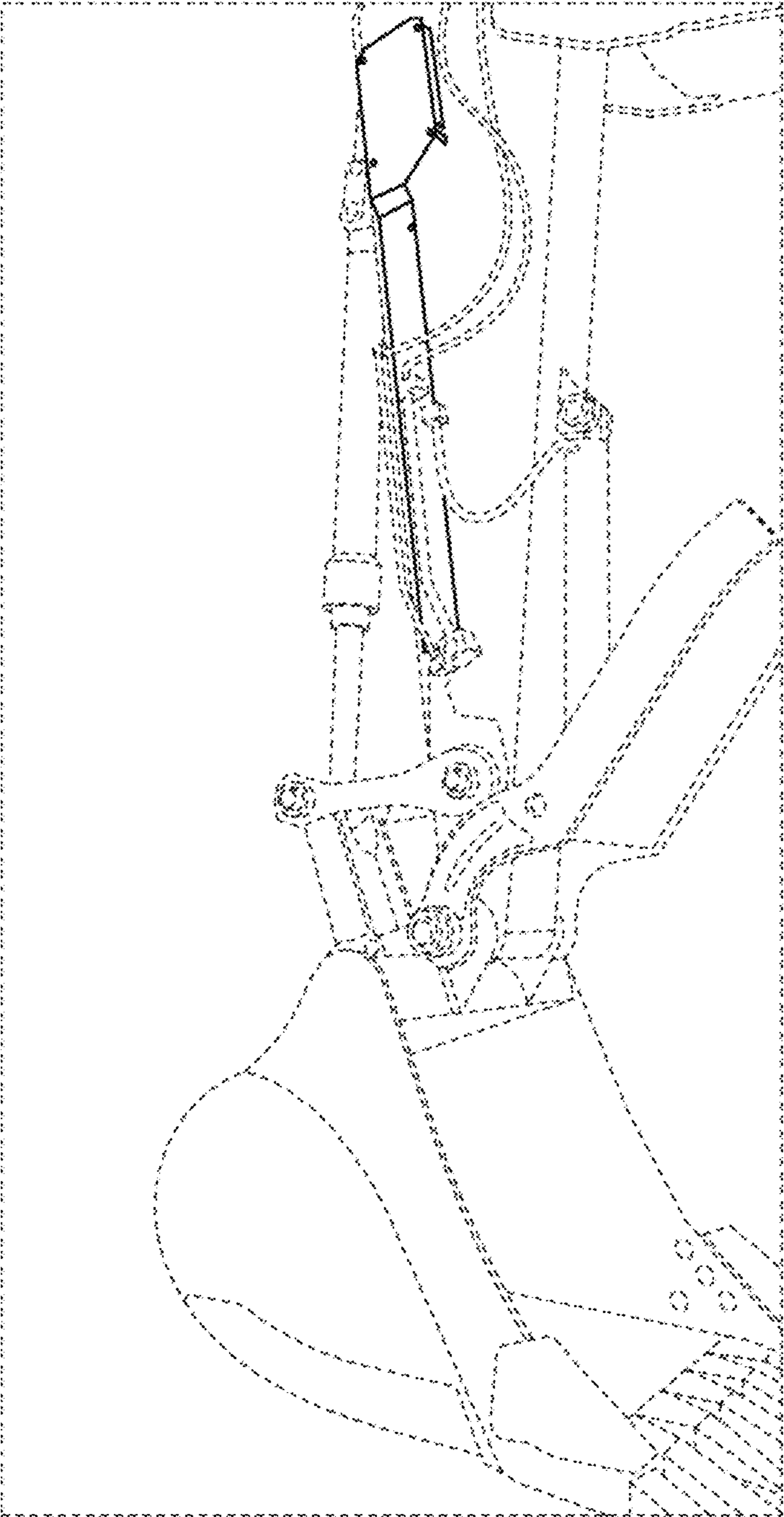


FIG. 9