



US00D983826S

(12) **United States Design Patent**  
**Masliiev**

(10) **Patent No.:** **US D983,826 S**  
(45) **Date of Patent:** **\*\* Apr. 18, 2023**

(54) **DISPLAY SCREEN OR PORTION THEREOF WITH TRANSITIONAL GRAPHICAL USER INTERFACE**

(71) Applicant: **Modular Mining Systems, Inc.**,  
Tucson, AZ (US)

(72) Inventor: **Oleksii Masliiev**, Tucson, AZ (US)

(73) Assignee: **MODULAR MINING SYSTEMS, INC.**, Tucson, AZ (US)

(\*\*) Term: **15 Years**

(21) Appl. No.: **29/857,109**

(22) Filed: **Oct. 19, 2022**

**Related U.S. Application Data**

(62) Division of application No. 29/693,563, filed on Jun. 3, 2019, now Pat. No. Des. 970,543.

(51) **LOC (14) Cl.** ..... **14-04**

(52) **U.S. Cl.**  
USPC ..... **D14/488**; D14/490; D14/491

(58) **Field of Classification Search**  
USPC ..... D14/485–495  
CPC ..... B60K 37/00; G06F 8/20; G06F 3/048–04897; G06F 3/013; G06F 3/017; G06F 3/1446; G06F 3/165; G06F 3/1454; G06F 16/168; G06F 16/7335; G06F 2203/014; G06F 2206/1008; G06F 2209/545; G06F 30/12; G06F 40/106; G06T 13/80; G06T 15/00; G06T 15/02; G06Q 10/10; G09F 9/3026; G09G 2300/023–026; G09G 2356/00; G09G 2360/04–06; G09G 2380/00; G09G 2370/16; H04M 1/6075; H04M 3/567; H04M 1/2477; H04M 1/26; H04L 51/04; H04L 12/1813; H04N 7/16; H04N 1/00408; H04N 9/3147

See application file for complete search history.

(56) **References Cited**

**U.S. PATENT DOCUMENTS**

5,736,099 A \* 4/1998 Hiraide ..... G01N 33/54366  
422/429  
D398,597 S 9/1998 Morioka et al.  
D401,232 S \* 11/1998 Christensen ..... D14/490  
D401,921 S \* 12/1998 Christensen ..... D14/489  
6,878,345 B1 \* 4/2005 Astle ..... G01N 35/00009  
422/66

(Continued)

*Primary Examiner* — Cary M Robinson

(74) *Attorney, Agent, or Firm* — Quarles & Brady LLP

(57) **CLAIM**

The ornamental design for a display screen or portion thereof with transitional graphical user interface, as shown and described.

**DESCRIPTION**

FIG. 1 is a first image in a sequence of a display screen or portion thereof with transitional graphical user interface showing our new design;

FIG. 2 is a second image thereof;

FIG. 3 is a third image thereof;

FIG. 4 is a fourth image thereof;

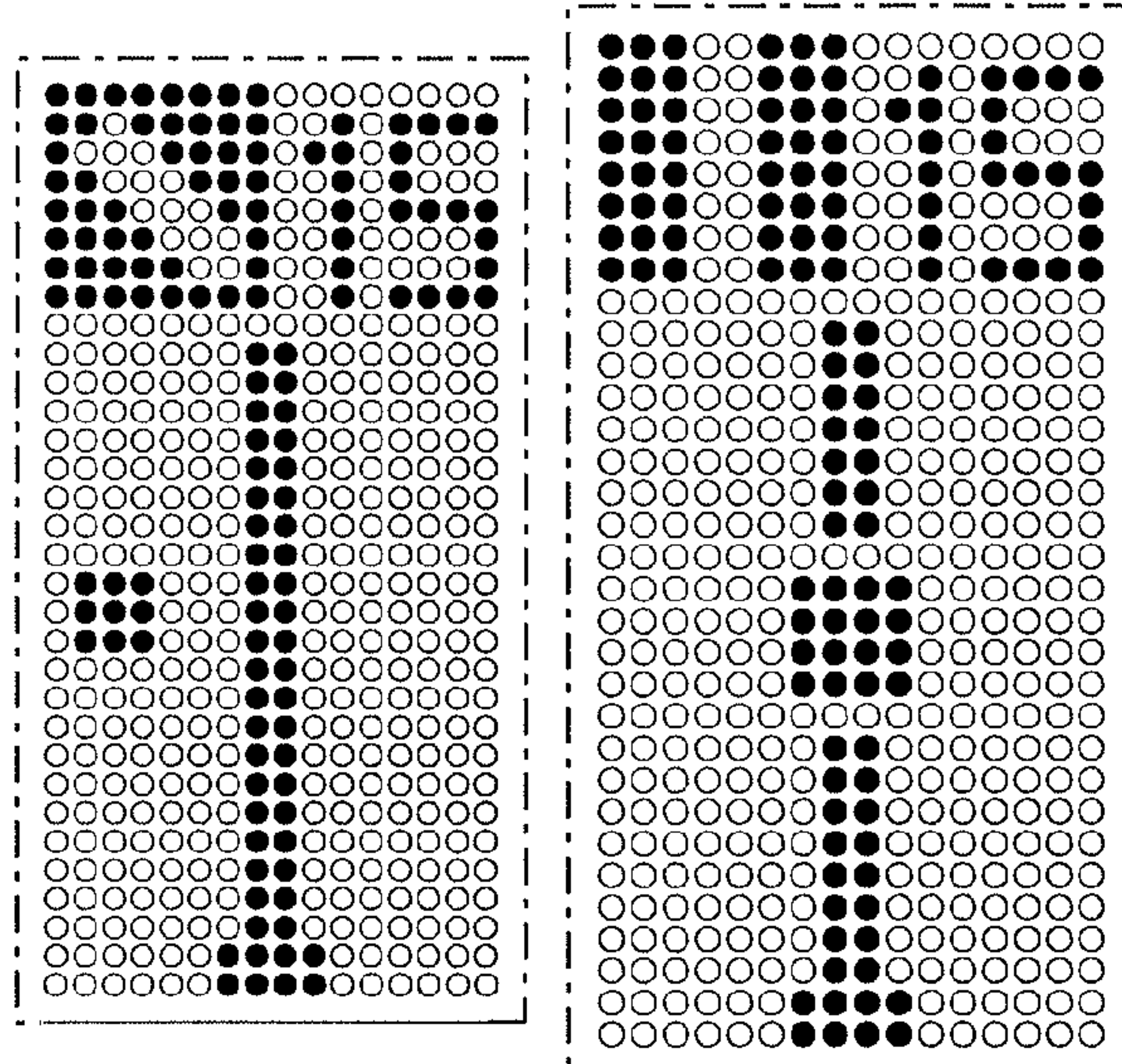
FIG. 5 is a fifth image thereof;

FIG. 6 is a sixth image thereof; and,

FIG. 7 is a seventh image thereof.

The appearance of the transitional image sequentially transitions between the images shown in FIGS. 1-7. This process or period forms no part of the claimed design. The long and short dashed broken line showing of a mobile terminal in FIGS. 1-7 forms no part of the claimed design. The mobile terminal, display screen, and the text, numbers, symbols and images of the graphical user interface shown in broken line in FIGS. 1-7 depict subject matter that forms no part of the claimed design.

**1 Claim, 3 Drawing Sheets**



(56)

References Cited

U.S. PATENT DOCUMENTS

6,982,171 B2 \* 1/2006 Kim ..... B01L 3/5025  
 435/372  
 7,037,580 B2 \* 5/2006 Razavi ..... C09J 7/38  
 428/354  
 D566,722 S 4/2008 Jackson  
 7,404,144 B2 \* 7/2008 Silverbrook ..... G06Q 10/10  
 715/764  
 D575,297 S 8/2008 Glezer  
 D579,949 S \* 11/2008 Kaczmarek ..... D14/489  
 D599,816 S 9/2009 Kaczmarek  
 D620,022 S 7/2010 Kaczmarek  
 D629,812 S 12/2010 Kaczmarek  
 D648,740 S 11/2011 Kaczmarek  
 D650,392 S \* 12/2011 Glezer ..... D14/486  
 D650,789 S \* 12/2011 Arnold ..... D14/488  
 D660,870 S 5/2012 Kaczmarek  
 D674,752 S 1/2013 Kristensson et al.  
 D708,193 S 7/2014 Agnew et al.  
 D713,852 S \* 9/2014 Glezer ..... D14/486  
 D803,248 S \* 11/2017 Sunshine ..... D14/486  
 D813,888 S 3/2018 Kim et al.  
 D817,342 S \* 5/2018 Lambert ..... D14/485  
 D822,059 S 7/2018 Connor et al.  
 D825,583 S 8/2018 Liu et al.  
 D829,765 S 10/2018 Crawford  
 D855,073 S 7/2019 Camper  
 D870,762 S \* 12/2019 Mendoza Corominas .. D14/486  
 D970,543 S \* 11/2022 Masliiev ..... D14/488  
 2005/0183027 A1 \* 8/2005 Jaeger ..... G06F 3/0481  
 715/767  
 2012/0253485 A1 10/2012 Weast et al.

\* cited by examiner




FIG. 1




FIG. 2






FIG. 3




FIG. 4




FIG. 5




FIG. 6




FIG. 7