



US00D983824S

(12) **United States Design Patent** (10) **Patent No.:** **US D983,824 S**
Masliiev (45) **Date of Patent:** **** Apr. 18, 2023**

(54) **DISPLAY SCREEN OR PORTION THEREOF WITH TRANSITIONAL GRAPHICAL USER INTERFACE**

(71) Applicant: **Modular Mining Systems, Inc.**, Tucson, AZ (US)

(72) Inventor: **Oleksii Masliiev**, Tucson, AZ (US)

(73) Assignee: **MODULAR MINING SYSTEMS, INC.**, Tucson, AZ (US)

(**) Term: **15 Years**

(21) Appl. No.: **29/857,106**

(22) Filed: **Oct. 19, 2022**

Related U.S. Application Data

(62) Division of application No. 29/693,563, filed on Jun. 3, 2019, now Pat. No. Des. 970,543.

(51) **LOC (14) Cl.** **14-04**

(52) **U.S. Cl.**
USPC **D14/488**; D14/490; D14/491

(58) **Field of Classification Search**
USPC D14/485–495
CPC B60K 37/00; G06F 8/20; G06F 3/048–04897; G06F 3/013; G06F 3/017; G06F 3/1446; G06F 3/165; G06F 3/1454; G06F 16/168; G06F 16/7335; G06F 2203/014; G06F 2206/1008; G06F 2209/545; G06F 30/12; G06F 40/106; G06T 13/80; G06T 15/00; G06T 15/02; G06Q 10/10; G09F 9/3026; G09G 2300/023–026; G09G 2356/00; G09G 2360/04–06; G09G 2380/00; G09G 2370/16; H04M 1/6075; H04M 3/567; H04M 1/2477; H04M 1/26; H04L 51/04; H04L 12/1813; H04N 7/16; H04N 1/00408; H04N 9/3147

See application file for complete search history.

(56) **References Cited**

U.S. PATENT DOCUMENTS

5,736,099 A * 4/1998 Hiraide G01N 33/54366 422/429

D398,597 S 9/1998 Morioka et al.
(Continued)

Primary Examiner — Cary M Robinson

(74) *Attorney, Agent, or Firm* — Quarles & Brady LLP

(57) **CLAIM**

The ornamental design for a display screen or portion thereof with transitional graphical user interface, as shown and described.

DESCRIPTION

FIG. 1 is a first image in a sequence of a display screen or portion thereof with transitional graphical user interface showing our new design;

FIG. 2 is a second image thereof;

FIG. 3 is a third image thereof;

FIG. 4 is a fourth image thereof;

FIG. 5 is a fifth image thereof;

FIG. 6 is a sixth image thereof;

FIG. 7 is a seventh image thereof;

FIG. 8 is an eighth image thereof;

FIG. 9 is a ninth image thereof;

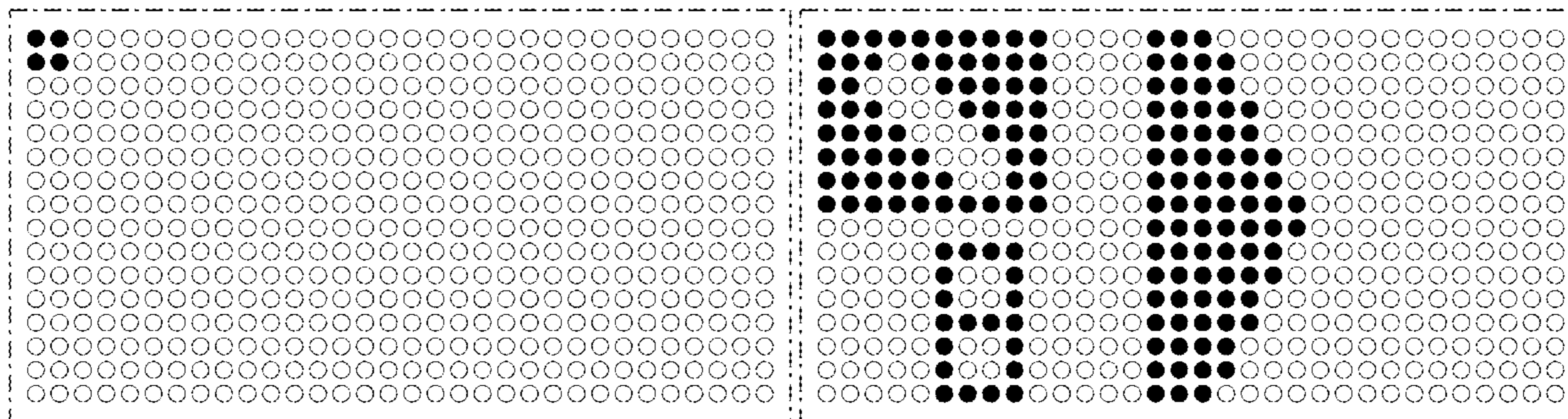
FIG. 10 is a tenth image thereof;

FIG. 11 is an eleventh image thereof; and,

FIG. 12 is a twelfth image thereof.

The appearance of the transitional image sequentially transitions between the images shown in FIGS. 1-12. This process or period forms no part of the claimed design. The long and short dashed broken line showing of a mobile terminal in FIGS. 1-12 forms no part of the claimed design. The mobile terminal, display screen, and the text, numbers, symbols and images of the graphical user interface shown in broken line in FIGS. 1-12 depict subject matter that forms no part of the claimed design.

1 Claim, 6 Drawing Sheets



(56)

References Cited

U.S. PATENT DOCUMENTS

D401,232 S *	11/1998	Christensen	D14/490	D648,740 S	11/2011	Kaczmarek	
D401,921 S *	12/1998	Christensen	D14/489	D650,392 S *	12/2011	Glezer D14/486
6,878,345 B1 *	4/2005	Astle	G01N 35/00009	D650,789 S *	12/2011	Arnold D14/488
				422/66	D660,870 S	5/2012	Kaczmarek	
6,982,171 B2 *	1/2006	Kim	B01L 3/5025	D674,752 S	1/2013	Kristensson et al.	
				435/372	D708,193 S	7/2014	Agnew et al.	
7,037,580 B2 *	5/2006	Razavi	C09J 7/38	D713,852 S *	9/2014	Glezer D14/486
				428/354	D803,248 S *	11/2017	Sunshine D14/486
D566,722 S	4/2008	Jackson			D813,888 S	3/2018	Kim et al.	
7,404,144 B2 *	7/2008	Silverbrook	G06Q 10/10	D817,342 S *	5/2018	Lambert D14/485
				715/764	D822,059 S	7/2018	Connor et al.	
D575,297 S	8/2008	Glezer			D825,583 S	8/2018	Liu et al.	
D579,949 S *	11/2008	Kaczmarek	D14/489	D829,765 S	10/2018	Crawford	
D599,816 S	9/2009	Kaczmarek			D855,073 S	7/2019	Camper	
D620,022 S	7/2010	Kaczmarek			D870,762 S *	12/2019	Mendoza Corominas ..	D14/486
D629,812 S	12/2010	Kaczmarek			D970,543 S *	11/2022	Masliiev D14/488
					2005/0183027 A1 *	8/2005	Jaeger G06F 3/0481
								715/767
					2012/0253485 A1	10/2012	Weast et al.	

* cited by examiner




FIG. 1




FIG. 2




FIG. 3




FIG. 4




FIG. 5




FIG. 6




FIG. 7




FIG. 8




FIG. 9




FIG. 10




FIG. 11




FIG. 12