



US00D983802S

(12) **United States Design Patent**
Cheng

(10) **Patent No.:** **US D983,802 S**

(45) **Date of Patent:** **** Apr. 18, 2023**

(54) **TABLET CASE**

(71) Applicant: **GUANGZHOU HUIYUE TECHNOLOGY DEVELOPMENT CO., LTD.**, Guangzhou (CN)

(72) Inventor: **Ganhua Cheng**, Anqing (CN)

(73) Assignee: **GUANGZHOU HUIYUE TECHNOLOGY DEVELOPMENT CO., LTD.**, Guangzhou (CN)

(**) Term: **15 Years**

(21) Appl. No.: **29/861,907**

(22) Filed: **Dec. 5, 2022**

(51) **LOC (14) Cl.** **14-02**

(52) **U.S. Cl.**
USPC **D14/440**

(58) **Field of Classification Search**
USPC D14/440, 447, 250; 361/679.55;
206/45.23, 320, 45.2; 294/25;
455/575.8; D3/294
CPC ... G06F 1/1628; G06F 1/1626; A47B 23/044;
A45C 11/00
See application file for complete search history.

(56) **References Cited**

U.S. PATENT DOCUMENTS

D643,843 S *	8/2011	Hsieh	D14/440
D660,305 S *	5/2012	Ho	D14/447
D711,886 S *	8/2014	Kerawala	D14/440
9,074,725 B2 *	7/2015	Trotsky	F16M 11/105
D747,321 S *	1/2016	London	D14/440
D834,027 S *	11/2018	Chapuis	G09F 9/00
				D14/440
D835,088 S *	12/2018	Zhuang	D14/440
D837,219 S *	1/2019	Gao	D14/440
D851,649 S *	6/2019	Tan	D14/440
D858,507 S *	9/2019	Jang	D14/251

D881,197 S *	4/2020	Chen	D14/440
D883,987 S *	5/2020	Cheng	D14/440
D891,435 S *	7/2020	Cheng	
D897,348 S *	9/2020	Liao	D14/440
D897,349 S *	9/2020	Li	D14/440
D898,036 S *	10/2020	Cheng	D14/440
D906,337 S *	12/2020	Cheng	D14/440
D910,642 S *	2/2021	Li	
D912,282 S *	3/2021	Kim	D26/28
D916,708 S *	4/2021	Ke	D14/440
D920,982 S *	6/2021	Xu	D14/440
D930,002 S *	9/2021	Zhou	D14/440
D937,275 S *	11/2021	Cheng	D14/440
D942,456 S *	2/2022	Liao	D14/440
D944,256 S *	2/2022	Cheng	D14/440

(Continued)

Primary Examiner — Cynthia R Underwood

(74) *Attorney, Agent, or Firm* — Daniel M. Cohn;
Howard M. Cohn


(57) **CLAIM**

The ornamental design for a tablet case, as shown and described.

DESCRIPTION

FIG. 1 is a perspective view of a tablet case showing my new design;
 FIG. 2 is another perspective view thereof;
 FIG. 3 is a front elevational view thereof;
 FIG. 4 is a rear elevational view thereof;
 FIG. 5 is a left side elevational view thereof;
 FIG. 6 is a right side elevational view thereof;
 FIG. 7 is a top plan view thereof;
 FIG. 8 is a bottom plan view thereof;
 FIG. 9 is a perspective view of the tablet case where the tablet case is in a first configuration of use;
 FIG. 10 is a perspective view of the tablet case where the tablet case is in a second configuration of use; and,
 FIG. 11 is a perspective view of the tablet case where the tablet case is in a third configuration of use.

1 Claim, 11 Drawing Sheets



(56)

References Cited

U.S. PATENT DOCUMENTS

D946,579 S * 3/2022 Tan D14/440
D949,153 S * 4/2022 Chen D14/440
D951,959 S * 5/2022 Qu D14/440
D967,113 S * 10/2022 Chang D14/440
D967,829 S * 10/2022 Lin D14/440
D967,830 S * 10/2022 Cheng D14/440
D967,831 S * 10/2022 Zeng D14/440
D970,510 S * 11/2022 Cheng D14/440
2010/0123062 A1* 5/2010 Jones F16M 11/16
248/220.21
2012/0104185 A1* 5/2012 Carroll F16M 11/041
248/145.6
2015/0009610 A1* 1/2015 London G06F 1/163
16/408
2017/0196327 A1* 7/2017 Ma H01R 24/62

* cited by examiner




FIG. 1

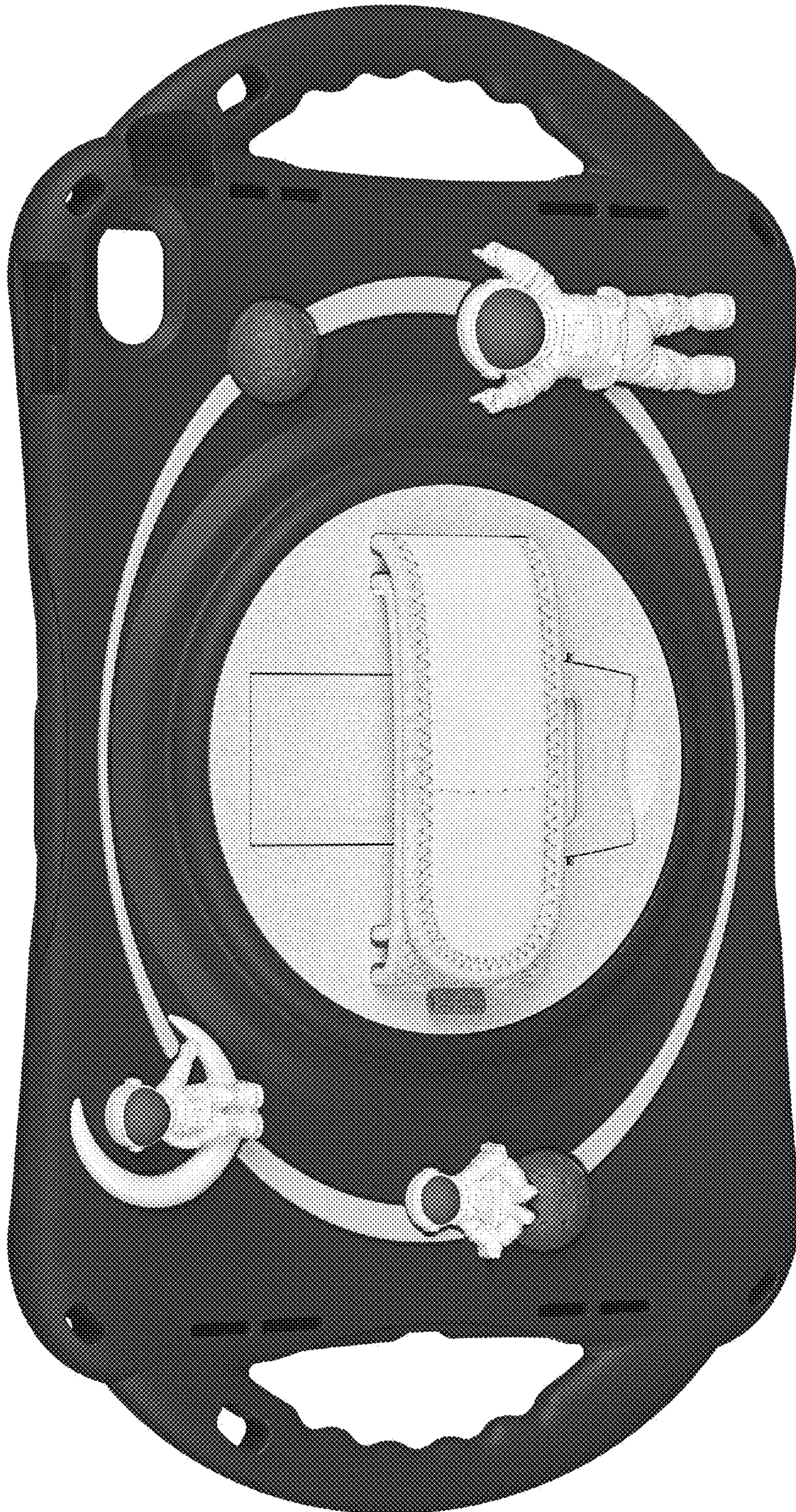


FIG. 2




FIG. 3



FIG. 4




FIG. 5




FIG. 6




FIG. 7




FIG. 8




FIG. 9



FIG. 10




FIG. 11