



US00D983793S

(12) **United States Design Patent** (10) **Patent No.:** **US D983,793 S**
Nie (45) **Date of Patent:** **** Apr. 18, 2023**

(54) **INSTALLATION FRAME FOR SCREEN PROTECTOR**

(71) Applicant: **Shenzhen Maidemailuo Technology Co., Ltd.**, Shenzhen (CN)

(72) Inventor: **Jinxia Nie**, Foshan (CN)

(73) Assignee: **Shenzhen Maidemailuo Technology Co., Ltd.**, Shenzhen (CN)

(**) Term: **15 Years**

(21) Appl. No.: **29/848,233**

(22) Filed: **Aug. 1, 2022**

(51) **LOC (14) Cl.** **14-02**

(52) **U.S. Cl.**
USPC **D14/432**; D8/14; D8/354; D14/217

(58) **Field of Classification Search**
USPC D3/201, 218, 247, 249, 269, 303;
D13/107, 108, 118, 119; D14/217, 248,
D14/250-253, 432, 440, 341, 455;
D21/604, 606; D8/14, 354
CPC H04B 1/3888; H04M 1/0283; H04M
1/0202; A45F 2005/028; A45F 2200/0525
See application file for complete search history.

(56) **References Cited**

U.S. PATENT DOCUMENTS

D423,479 S *	4/2000	Alo	D14/260.1
D490,382 S *	5/2004	Dugas	D13/179
8,369,072 B1 *	2/2013	Alonzo	G06F 1/1637
				361/679.01
D731,473 S *	6/2015	Akana	D14/250
D738,172 S *	9/2015	Chen	D8/14
D740,626 S *	10/2015	Chen	D8/14
D756,984 S *	5/2016	Akana	D14/250
D767,955 S *	10/2016	Castelli	D8/14
D789,076 S *	6/2017	Pierre	D3/218

D797,546 S *	9/2017	Saideh	D8/354
D812,065 S *	3/2018	Shim	D14/440
D813,855 S *	3/2018	Chang	D14/250
D817,944 S *	5/2018	Akana	D14/250
D821,384 S	6/2018	Jordin et al.		
D835,108 S *	12/2018	MacDonald	D14/432
D863,286 S *	10/2019	Hong	D14/250
D879,790 S *	3/2020	Donachy	D14/444
D893,468 S *	8/2020	Weng	D14/250
D908,472 S *	1/2021	Zhang	D8/354
D912,061 S *	3/2021	Akana	D14/440
D937,834 S *	12/2021	Hyun	D14/432
D954,064 S	6/2022	Li		
D963,444 S *	9/2022	Zhou	D8/14
D964,829 S *	9/2022	Zhou	D8/14
2017/0190160 A1 *	7/2017	Peng	B32B 38/1841

* cited by examiner

Primary Examiner — L. A. Grabenstetter

(74) *Attorney, Agent, or Firm* — Georgi Korobanov

(57) **CLAIM**

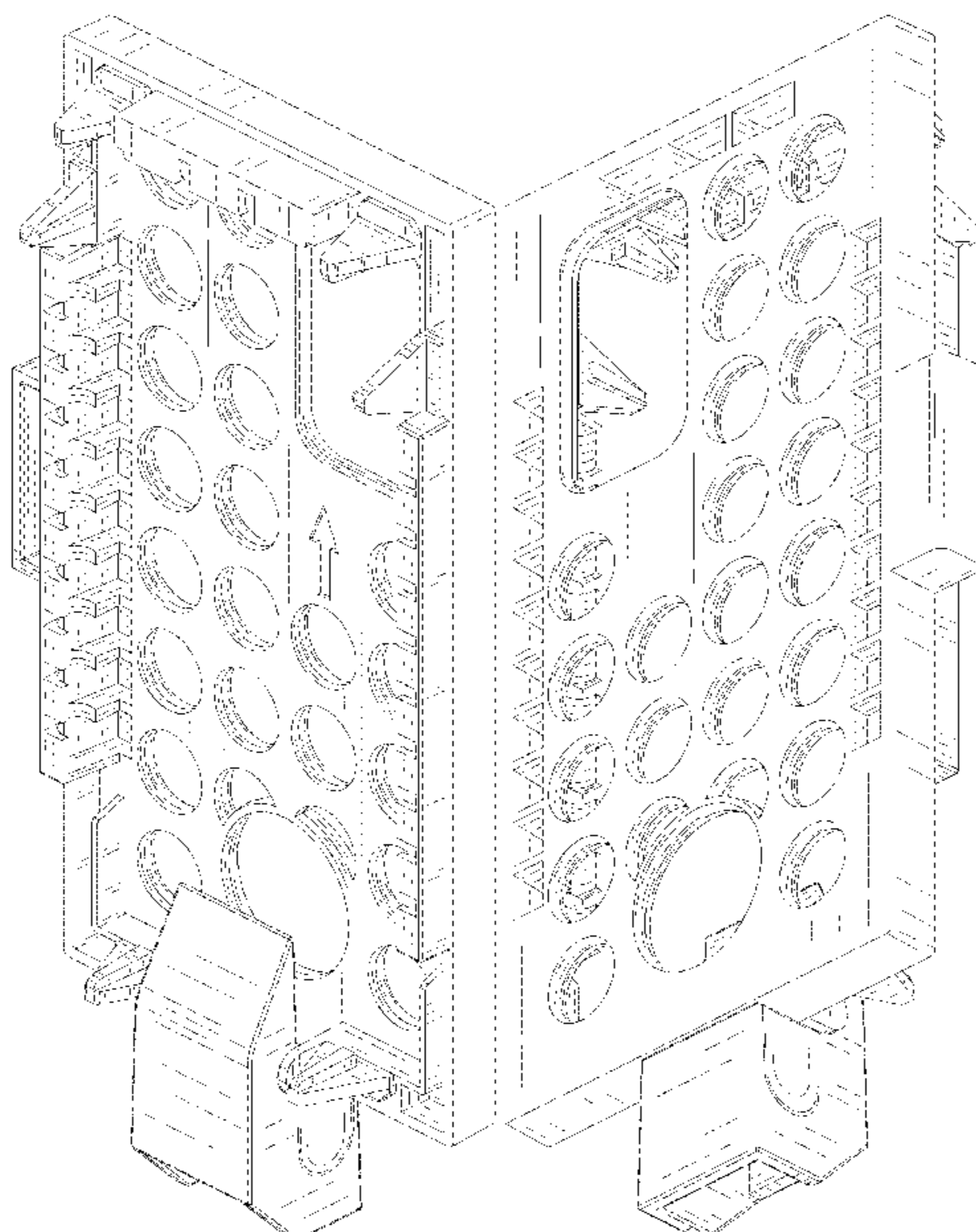
The ornamental design for an installation frame for screen protector, as shown and described.

DESCRIPTION

FIG. 1 is a front perspective view of an installation frame for screen protector, showing my new design; FIG. 2 is a rear perspective view thereof; FIG. 3 is a front view thereof; FIG. 4 is a rear view thereof; FIG. 5 is a left side view thereof; FIG. 6 is a right side view thereof; FIG. 7 is a top plan view thereof; and, FIG. 8 is a bottom plan view thereof.

The broken lines, and unshaded regions bound by or adjacent to broken lines, represent portions of the installation frame for screen protector that form no part of the claimed design.

1 Claim, 8 Drawing Sheets



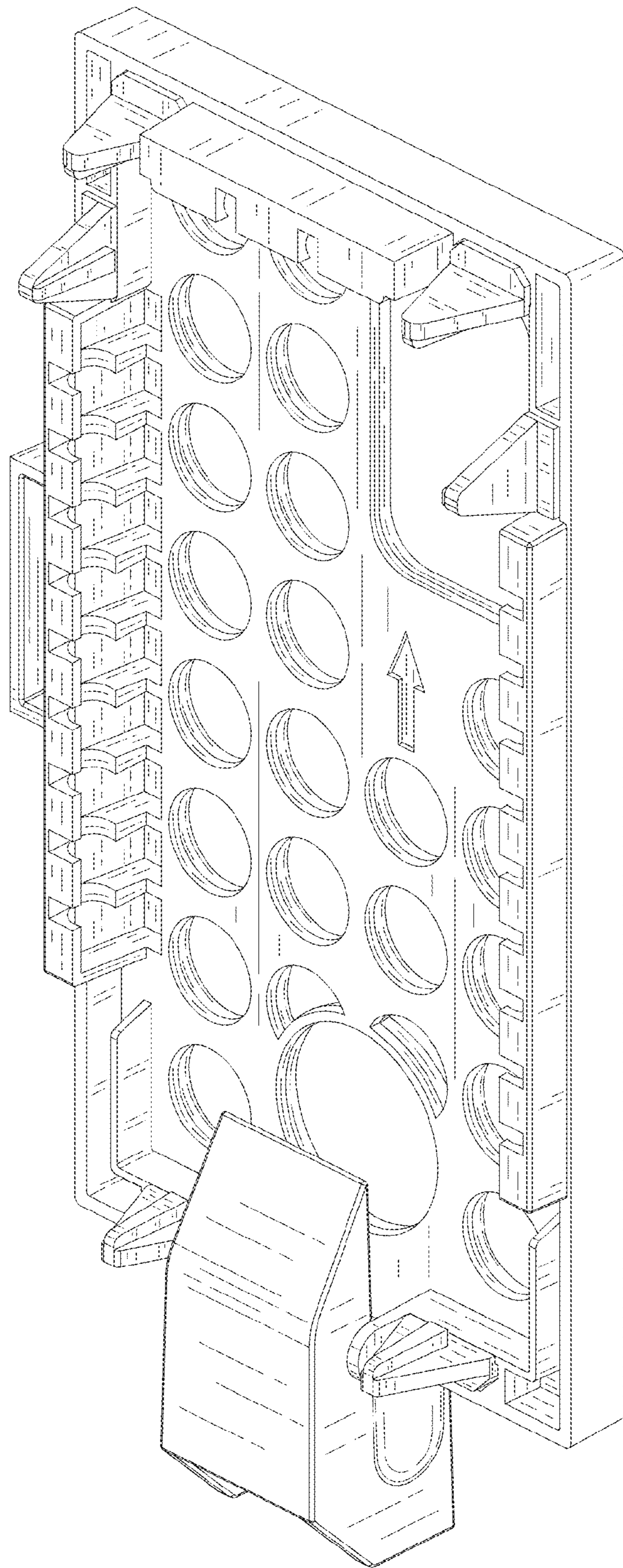


FIG. 1

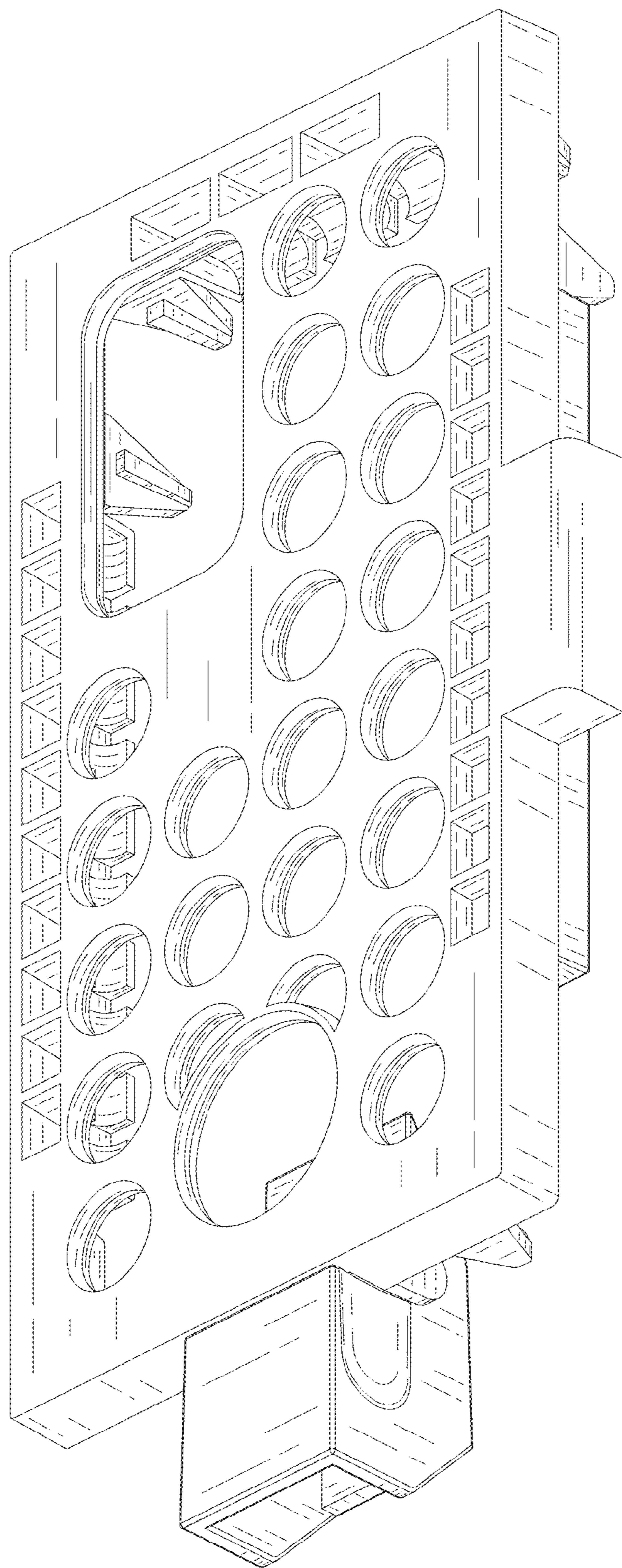


FIG. 2

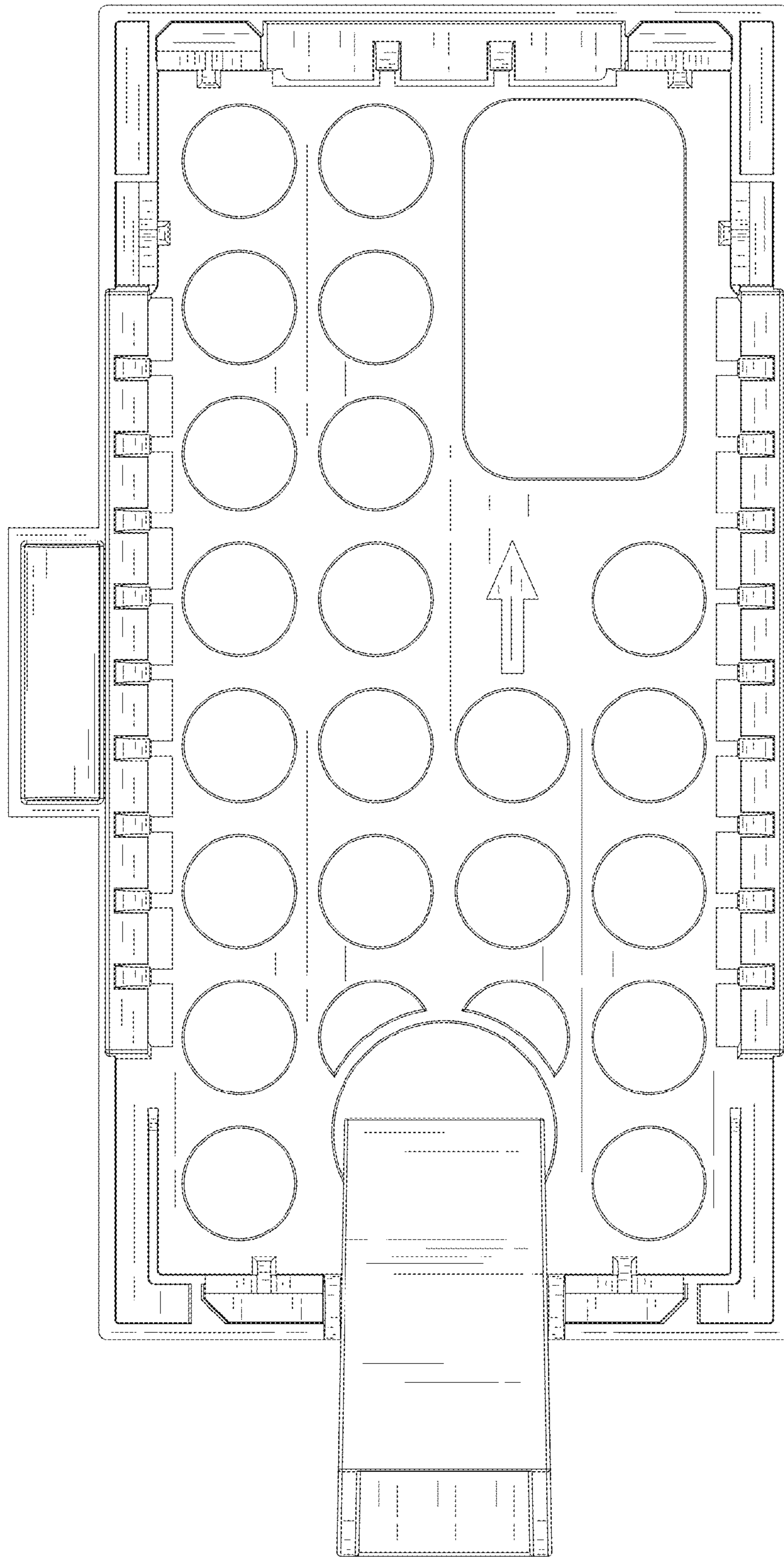


FIG. 3




FIG. 4

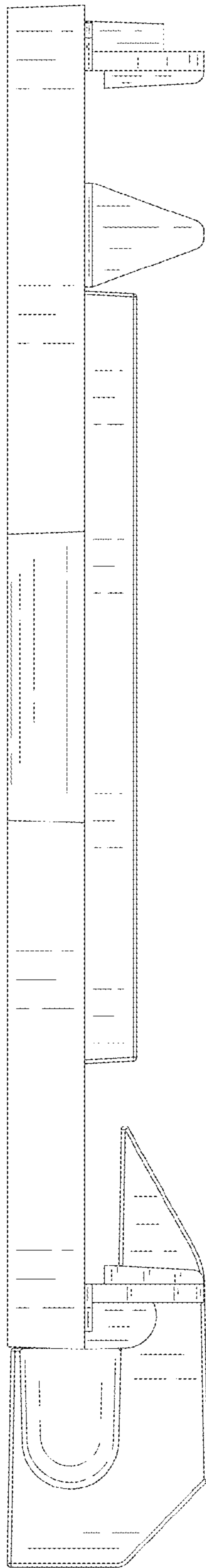


FIG. 5

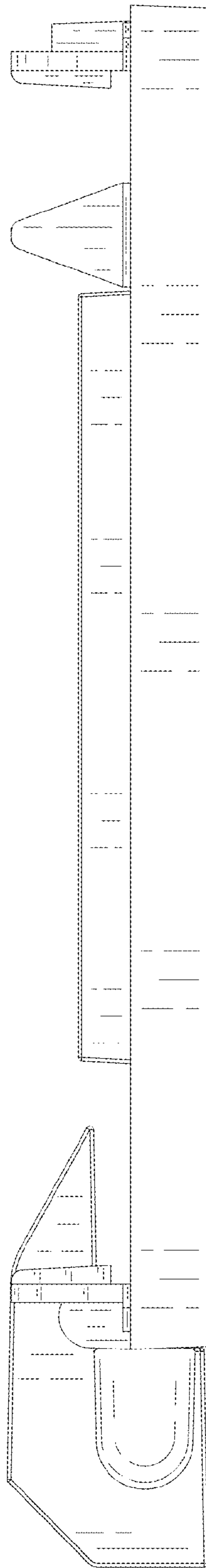


FIG. 6

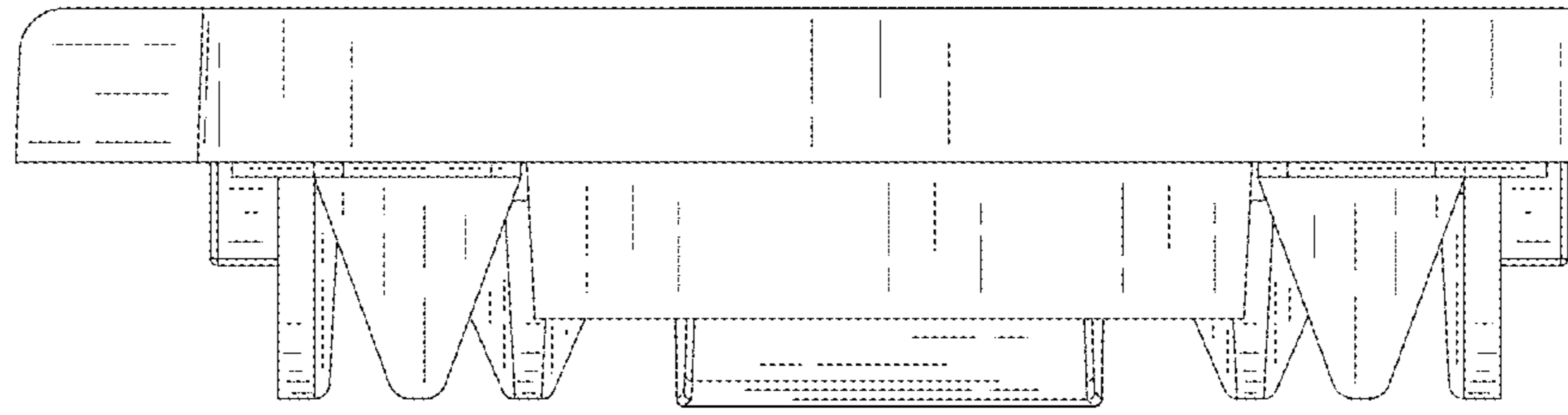


FIG. 7

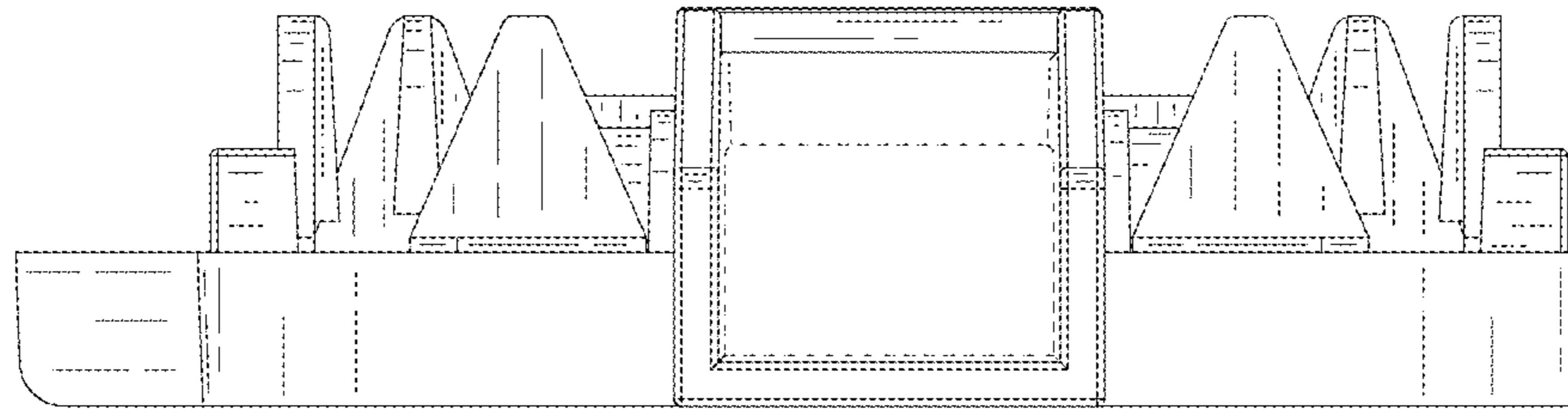


FIG. 8