



US00D983776S

(12) **United States Design Patent**
Myung et al.

(10) **Patent No.:** **US D983,776 S**
(45) **Date of Patent:** **** Apr. 18, 2023**

(54) **CASE FOR PORTABLE ELECTRONIC DEVICE**

(71) Applicant: **Samsung Electronics Co., Ltd.**,
Suwon-si (KR)

(72) Inventors: **Jieun Myung**, Suwon-si (KR); **Dahyun Lee**, Suwon-si (KR); **Junho Jin**, Suwon-si (KR); **Bosoon Kang**, Suwon-si (KR); **Jinhoo Lee**, Suwon-si (KR); **Junwon Lee**, Suwon-si (KR); **Namsu Kim**, Suwon-si (KR); **Jiyun Lim**, Suwon-si (KR); **Kangmoon Kim**, Suwon-si (KR)

(73) Assignee: **SAMSUNG ELECTRONICS CO., LTD.**, Suwon-si (KR)

(**) Term: **15 Years**

(21) Appl. No.: **29/812,290**

(22) Filed: **Oct. 20, 2021**

(30) **Foreign Application Priority Data**

Apr. 30, 2021 (KR) 30-2021-0021143

(51) **LOC (14) Cl.** **14-03**

(52) **U.S. Cl.**
USPC **D14/250**

(58) **Field of Classification Search**
USPC D3/218, 247, 249, 269; D13/107, 108, D13/113, 118, 119; D14/217, 248, D14/250-253, 426, 432, 440
CPC H04B 1/3888; H04M 1/0283; H04M 1/0202; A45F 2005/028; A45F 2200/0525
See application file for complete search history.

(56) **References Cited**

U.S. PATENT DOCUMENTS

D877,136 S * 3/2020 Lee D14/250
D879,084 S * 3/2020 Lee D14/250

D879,764 S * 3/2020 Lee D14/250
D896,214 S * 9/2020 Lee D14/250
D899,412 S * 10/2020 Lee D14/250
D903,621 S * 12/2020 Kim D14/138 AB
D905,675 S * 12/2020 Lee D14/250
D910,004 S * 2/2021 Lee D14/250
D915,385 S * 4/2021 Lee D14/250
D917,446 S * 4/2021 Ham D14/250
D931,846 S * 9/2021 Lee D14/250
11,116,300 B2 * 9/2021 Mody A45C 13/007
11,121,735 B2 * 9/2021 Kim H04M 1/185

(Continued)

OTHER PUBLICATIONS

Here's the official Samsung Galaxy Fold leather case, publication date Apr. 19, 2019, [online] URL: https://www.gsmarena.com/heres_the_official_samsung_galaxy_fold_leather_case-news-36638.php (Year: 2019).*

Primary Examiner — L. A. Grabenstetter

(74) *Attorney, Agent, or Firm* — McAndrews Held & Malloy, Ltd.

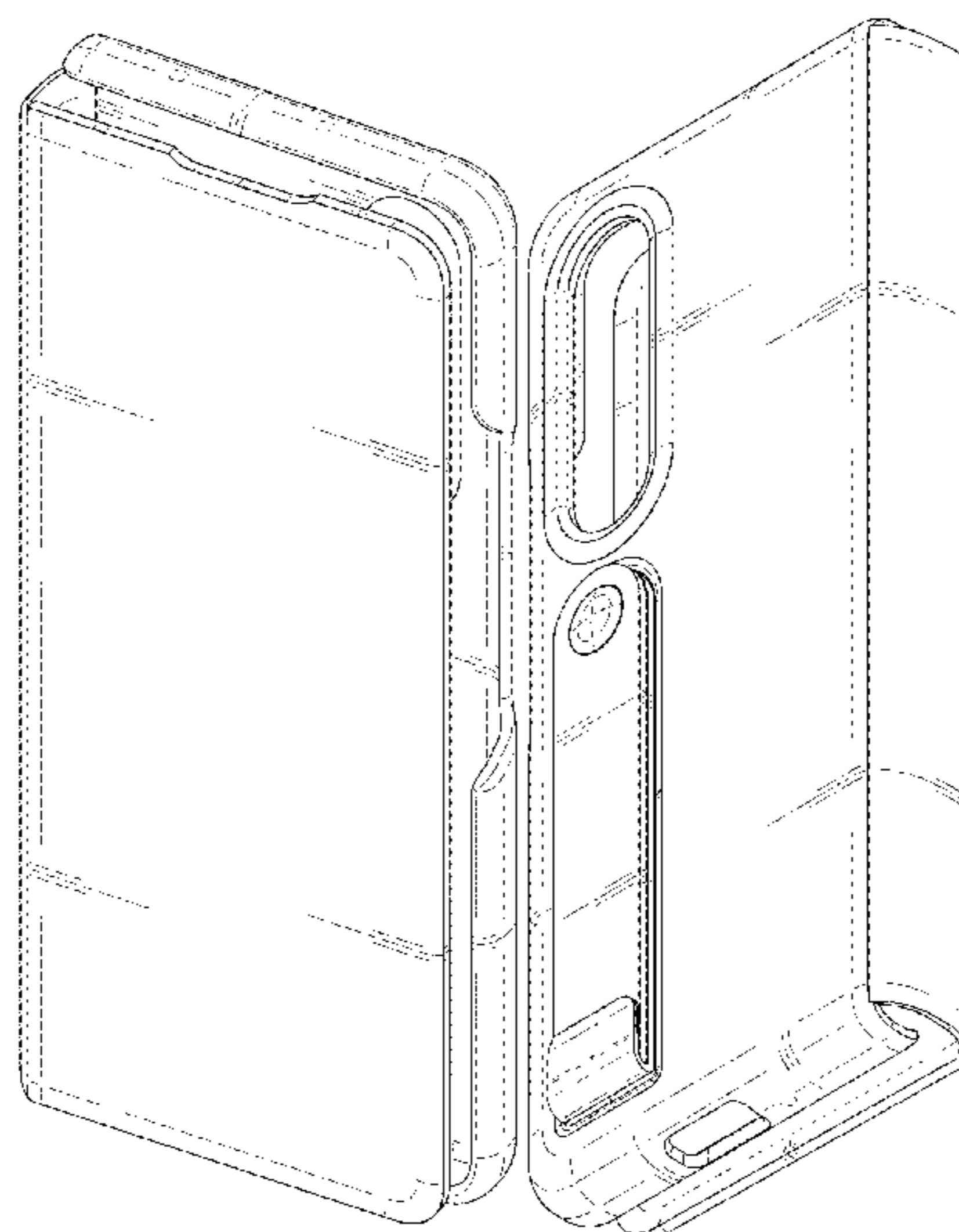
(57) **CLAIM**

The ornamental design for a case for portable electronic device, as shown and described.

DESCRIPTION

FIG. 1 is a front perspective view of a case for portable electronic device showing our new design; FIG. 2 is a front view thereof; FIG. 3 is a rear view thereof; FIG. 4 is a left side view thereof; FIG. 5 is a right side view thereof; FIG. 6 is a top plan view thereof; FIG. 7 is a bottom plan view thereof; and, FIG. 8 is a rear perspective view thereof. The dashed broken lines in the figures depict portions of the case for portable electronic device that form no part of the claimed design.

1 Claim, 8 Drawing Sheets



(56)

References Cited

U.S. PATENT DOCUMENTS

D939,492 S	*	12/2021	Kim	D14/250
D941,281 S	*	1/2022	Ji	D14/250
D943,566 S	*	2/2022	Kim	D14/250
D945,988 S	*	3/2022	Armstrong	D14/250
D970,492 S	*	11/2022	Cheng	D14/250

* cited by examiner

FIG. 1

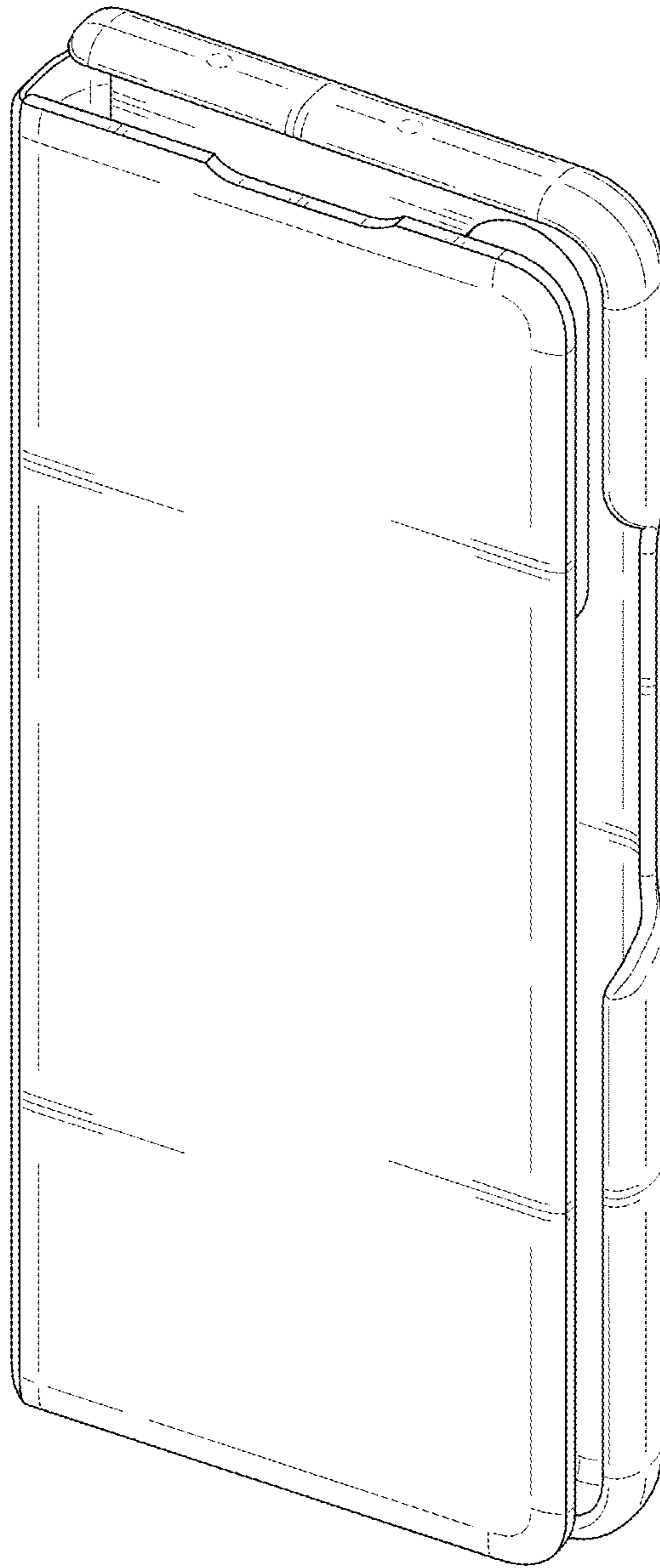


FIG. 2




FIG. 3

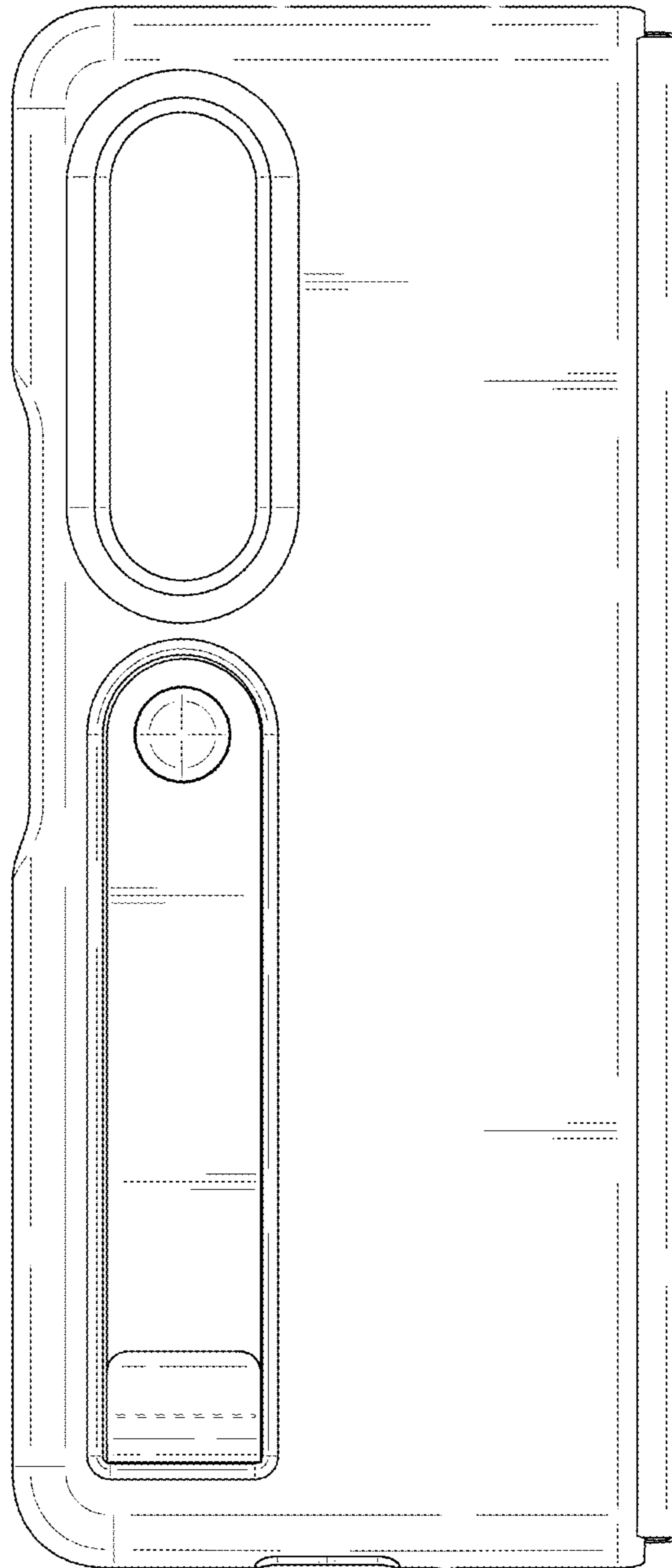


FIG. 4




FIG. 5

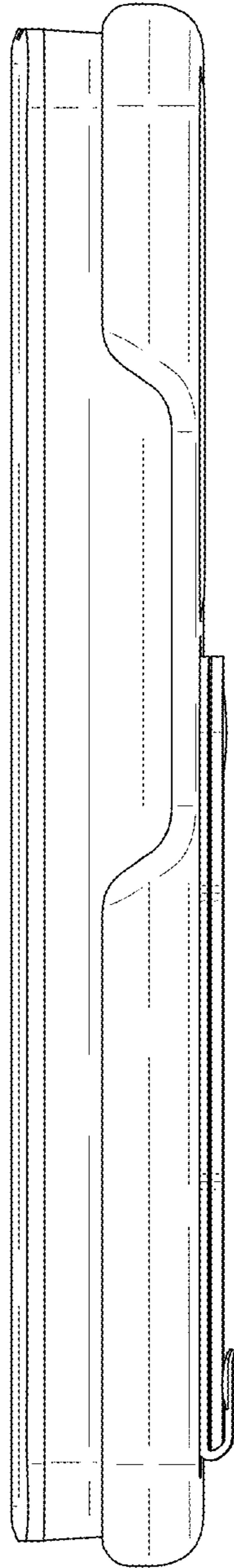


FIG. 6

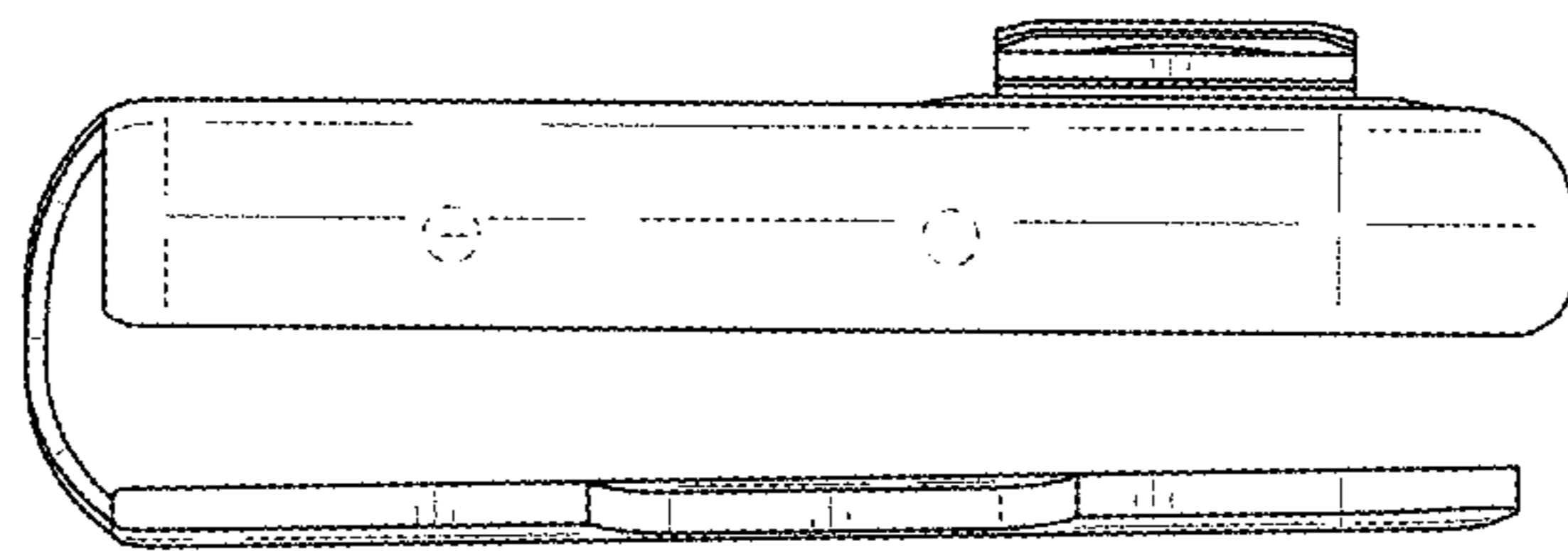


FIG. 7

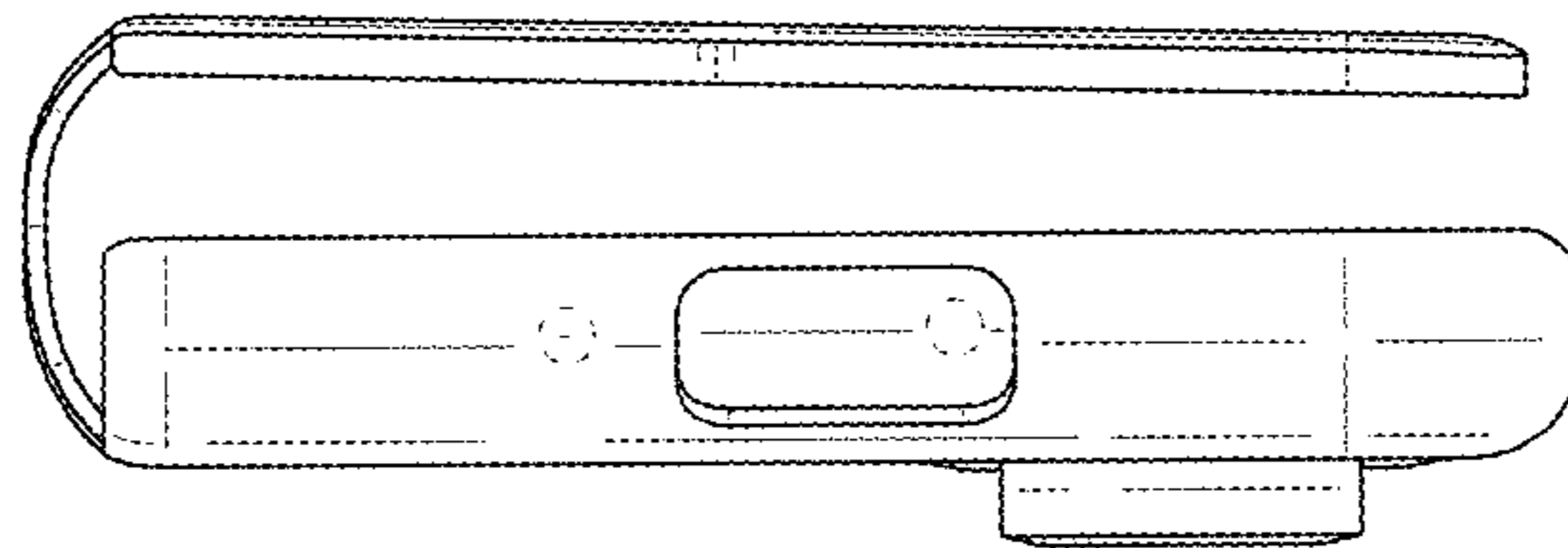


FIG. 8

