



US00D983768S

(12) **United States Design Patent**
Wu

(10) **Patent No.:** **US D983,768 S**
(45) **Date of Patent:** **** Apr. 18, 2023**

(54) **EARPHONE**

(71) Applicant: **Yingshan Wu**, Shantou (CN)

(72) Inventor: **Yingshan Wu**, Shantou (CN)

(**) Term: **15 Years**

(21) Appl. No.: **29/859,785**

(22) Filed: **Nov. 14, 2022**

(30) **Foreign Application Priority Data**

Oct. 8, 2022 (CN) 202230663028.9

(51) **LOC (14) Cl.** **14-01**

(52) **U.S. Cl.**
USPC **D14/205**; D14/192

(58) **Field of Classification Search**
USPC D14/205, 188, 192, 218, 206, 168;
D13/168; D24/174; 128/864-866;
381/74, 330, 375, 384
CPC H04R 25/00; H04R 25/02; H04R 1/10;
H04R 1/1041; H04R 1/105; H04R
1/1033; H04R 5/033; H04R 1/1016
See application file for complete search history.

(56) **References Cited**

U.S. PATENT DOCUMENTS

- 4,571,746 A * 2/1986 Gorike H04R 5/0335
D29/112
- 4,691,383 A * 9/1987 DeMars H04B 1/086
381/384
- D304,944 S * 12/1989 Behringer D14/188
- D321,879 S * 11/1991 Emmerling D14/188
- 5,280,276 A * 1/1994 Kwok G06F 3/03541
345/163
- D345,361 S * 3/1994 Grasso D14/205
- 5,792,998 A * 8/1998 Gardner, Jr. A61F 11/14
181/135
- D399,206 S * 10/1998 Yasutomi D14/205

- D402,659 S * 12/1998 Suzuki D14/215
- D439,574 S * 3/2001 Katayama D14/203.5
- D444,140 S * 6/2001 Ishibashi D14/205
- D453,015 S * 1/2002 Yuyama D14/205
- 6,385,325 B1 * 5/2002 Nageno H04R 5/0335
381/381
- D460,432 S * 7/2002 Brown D14/203.5
- D463,396 S * 9/2002 Beraut D14/205
- 6,445,805 B1 * 9/2002 Grugel H04R 25/65
181/129
- D467,895 S * 12/2002 Hirano D14/192
- 6,495,988 B1 * 12/2002 Liao H02J 7/0042
320/114
- D475,996 S * 6/2003 Skulley D14/240
- D477,820 S * 7/2003 Suzuki D14/223

(Continued)

FOREIGN PATENT DOCUMENTS

- CN 306870870 * 10/2021
- CN 307255573 * 4/2022

(Continued)

Primary Examiner — Paula Allen Greene
(74) *Attorney, Agent, or Firm* — Jeenam Park

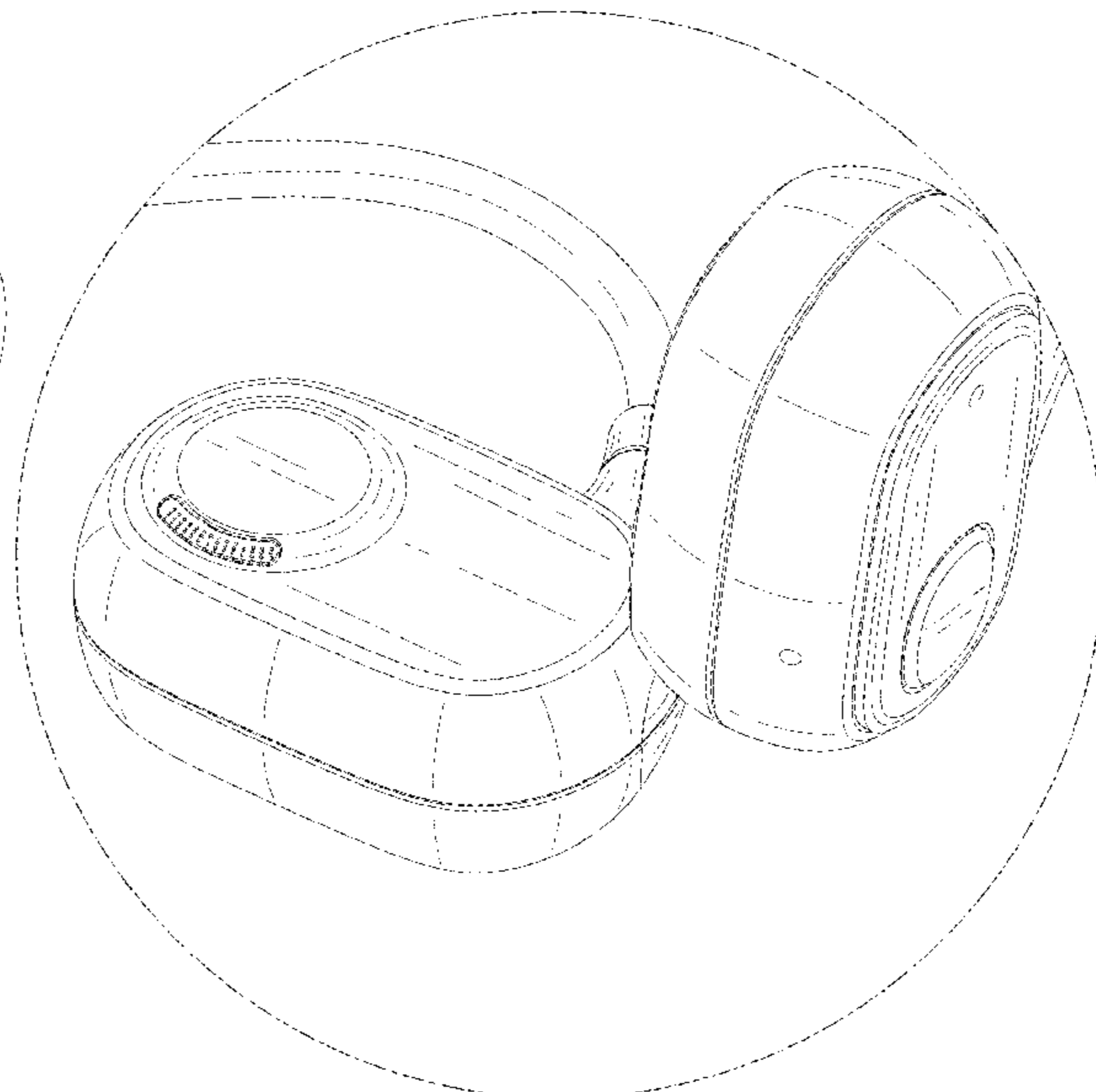
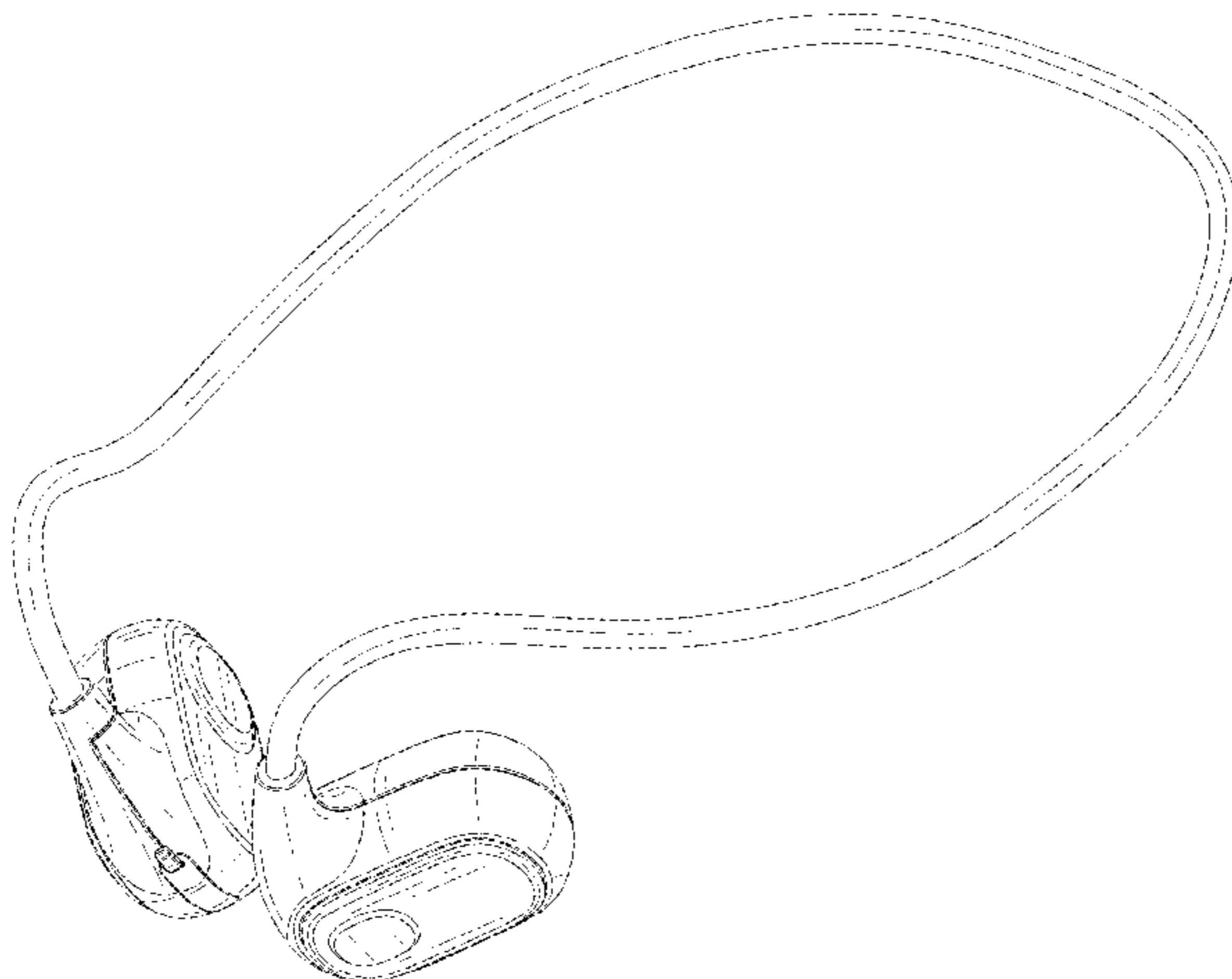
(57) **CLAIM**

The ornamental design for an earphone, as shown and described.

DESCRIPTION

FIG. 1 is a front, right and bottom perspective view of an earphone, showing my new design;
FIG. 2 is a rear, left and bottom perspective view thereof;
FIG. 3 is a front view thereof;
FIG. 4 is a rear view thereof;
FIG. 5 is a left side view thereof;
FIG. 6 is a right side view thereof;
FIG. 7 is a top plan view thereof;
FIG. 8 is a bottom plan view thereof; and,
FIG. 9 is an enlarged view of portion of FIG. 2 thereof.

1 Claim, 9 Drawing Sheets



(56)

References Cited

U.S. PATENT DOCUMENTS

D483,281 S * 12/2003 Cobigo D10/104.1
 D484,485 S * 12/2003 Matsuoka D14/205
 6,688,421 B2 * 2/2004 Dyer H04R 25/652
 381/328
 D497,613 S * 10/2004 Gwee D14/223
 D502,938 S * 3/2005 Tokioka D14/205
 D505,411 S * 5/2005 Sakai D14/205
 D508,908 S * 8/2005 Chueh D14/205
 D514,095 S * 1/2006 Wilson D14/223
 D520,991 S * 5/2006 Ma D14/240
 D525,614 S * 7/2006 Lee D14/205
 7,120,267 B2 * 10/2006 Ito H04R 1/083
 381/384
 7,184,565 B2 * 2/2007 Ohta H04R 1/1033
 381/384
 D550,202 S * 9/2007 Meier D14/206
 D557,684 S * 12/2007 Pundsack D14/205
 D559,831 S * 1/2008 Lee D14/205
 7,356,362 B2 * 4/2008 Chang H04R 1/1033
 381/372
 D570,824 S * 6/2008 Schultz D14/205
 D581,396 S * 11/2008 Wikel D14/206
 D583,800 S * 12/2008 Jaakkola D14/205
 D589,932 S * 4/2009 Komiyama D14/205
 D592,182 S * 5/2009 Sanguinetti D14/205
 8,080,757 B2 * 12/2011 Zuo H01H 15/06
 200/548
 D667,817 S * 9/2012 Otani D14/223
 D671,523 S * 11/2012 Daniel D14/206
 D690,819 S * 10/2013 Svensson D24/174
 D691,580 S * 10/2013 Cho D14/205
 D705,751 S * 5/2014 Wenger D14/206
 8,873,250 B2 * 10/2014 Kroupa B65H 75/4434
 381/384
 D743,381 S * 11/2015 Pi D14/218
 D767,568 S * 9/2016 McWilliam D14/358
 D771,587 S * 11/2016 Iwane D14/205
 D778,257 S * 2/2017 Hu D14/205
 D782,442 S * 3/2017 Chen D14/205
 D789,366 S * 6/2017 Jentz D14/218

D790,501 S * 6/2017 Wang D14/205
 D810,053 S * 2/2018 Otani D14/223
 D823,827 S * 7/2018 Pourriot D14/205
 D833,997 S * 11/2018 Ando D14/205
 10,154,334 B1 * 12/2018 Lin H04R 19/04
 D842,836 S * 3/2019 Ma D14/205
 D843,344 S * 3/2019 Zhu D14/205
 D864,153 S 10/2019 Hu
 D873,790 S * 1/2020 Shin D14/205
 D890,125 S 7/2020 Feng
 D957,360 S * 7/2022 Lalvani D14/205
 2005/0036644 A1 * 2/2005 Yang H04R 1/1091
 381/384
 2008/0310667 A1 * 12/2008 Lin H04R 1/10
 381/384
 2010/0166208 A1 * 7/2010 Kato H04R 1/1033
 381/74
 2010/0202626 A1 * 8/2010 Shiori H04R 1/1091
 381/74
 2014/0119555 A1 * 5/2014 Lu H04R 25/554
 381/74
 2014/0198927 A1 * 7/2014 Cheng H04R 1/1033
 381/74
 2014/0307891 A1 * 10/2014 Burgett H04R 1/105
 381/74
 2015/0334485 A1 * 11/2015 Tyagi F21V 33/0056
 381/74
 2016/0073200 A1 * 3/2016 Yoo H04R 1/10
 381/311
 2017/0201819 A1 * 7/2017 Chang H04R 1/1033
 2022/0218280 A1 * 7/2022 Baba A61B 5/6803

FOREIGN PATENT DOCUMENTS

CN 307278978 * 4/2022
 CN 307401999 * 6/2022
 CN 307481096 * 8/2022
 CN 307500417 * 8/2022
 CN 307549405 * 9/2022
 CN 307600336 * 10/2022
 CN 307689893 * 11/2022

* cited by examiner

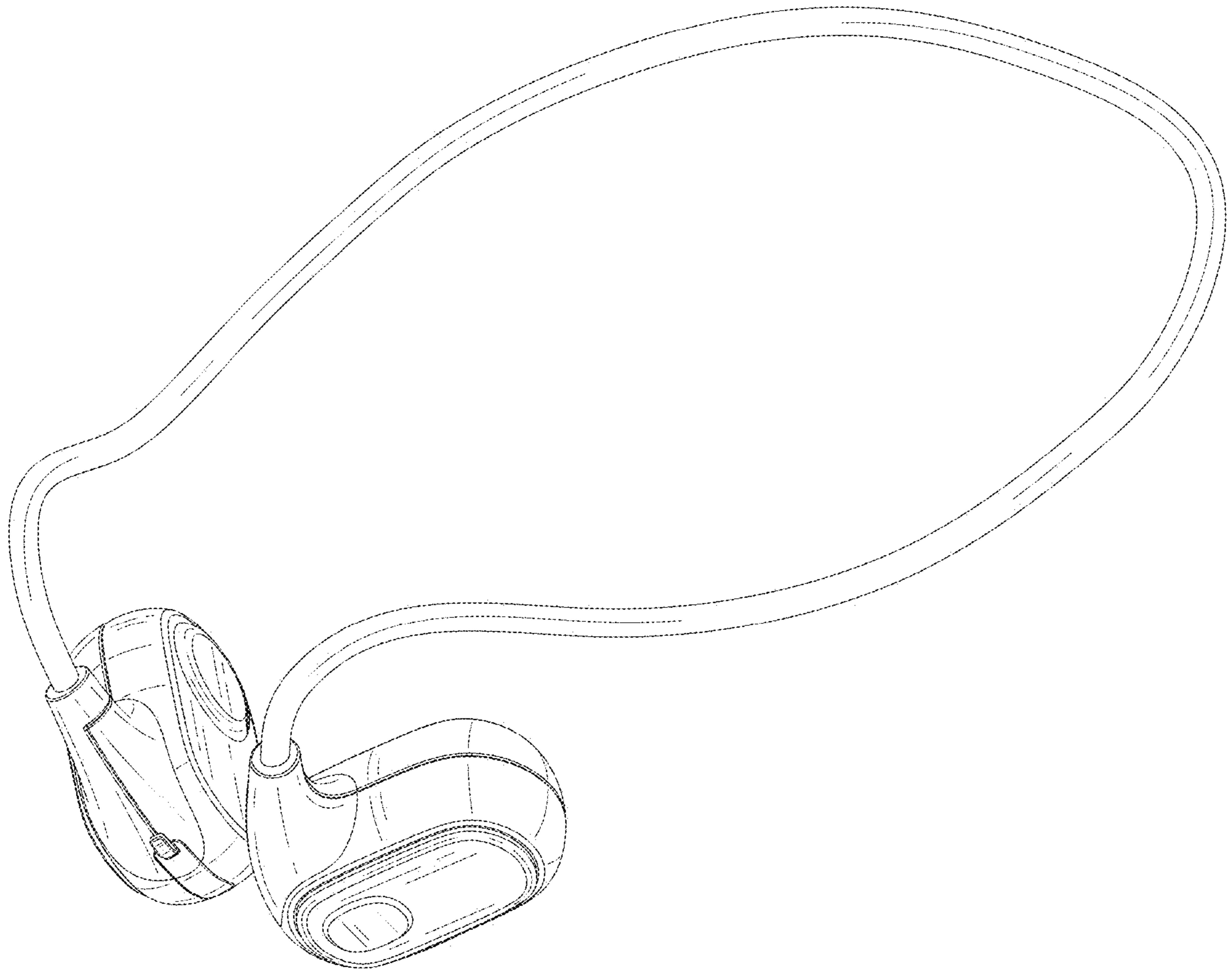


FIG. 1

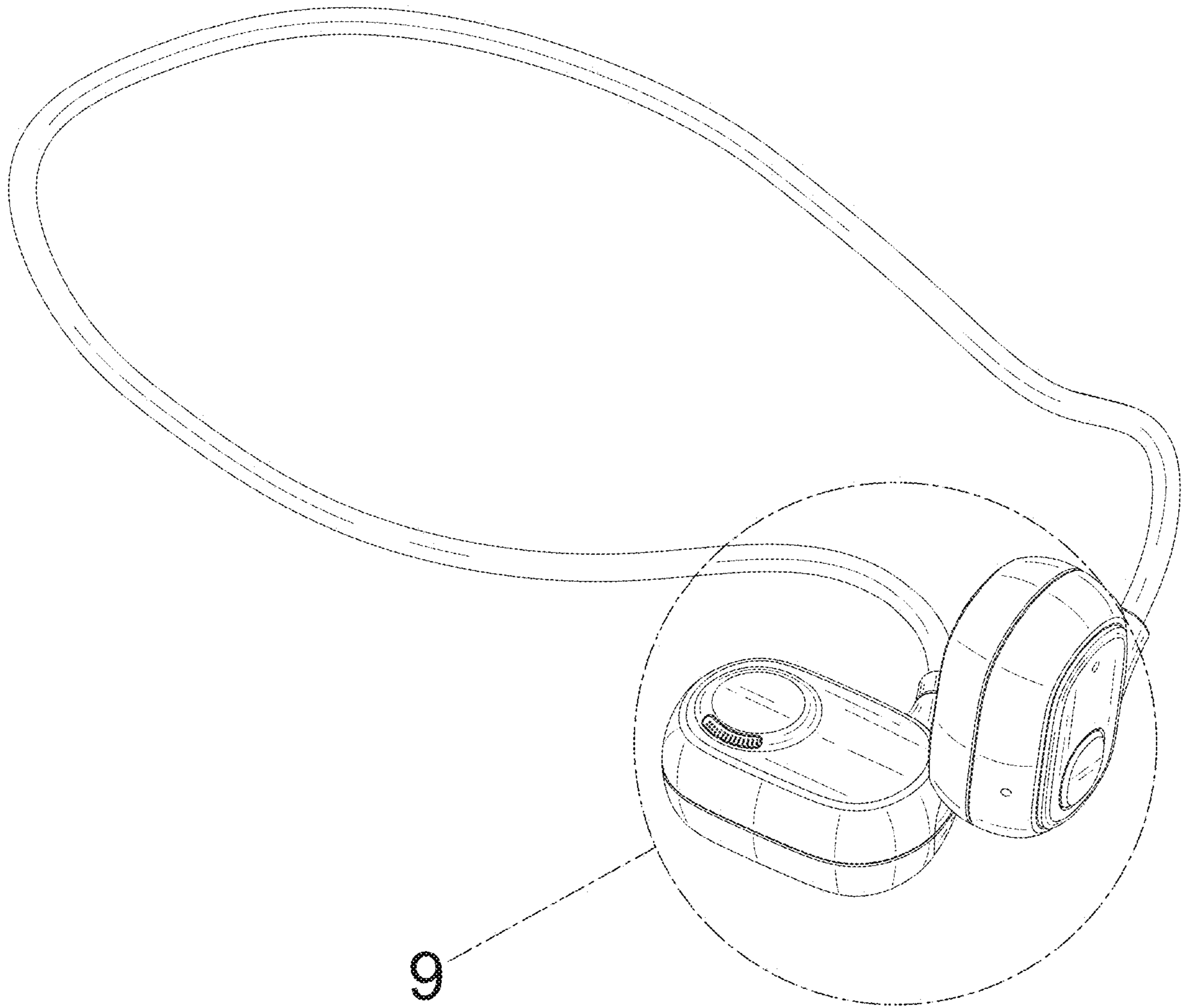


FIG. 2



FIG. 3



FIG. 4




FIG. 5




FIG. 6

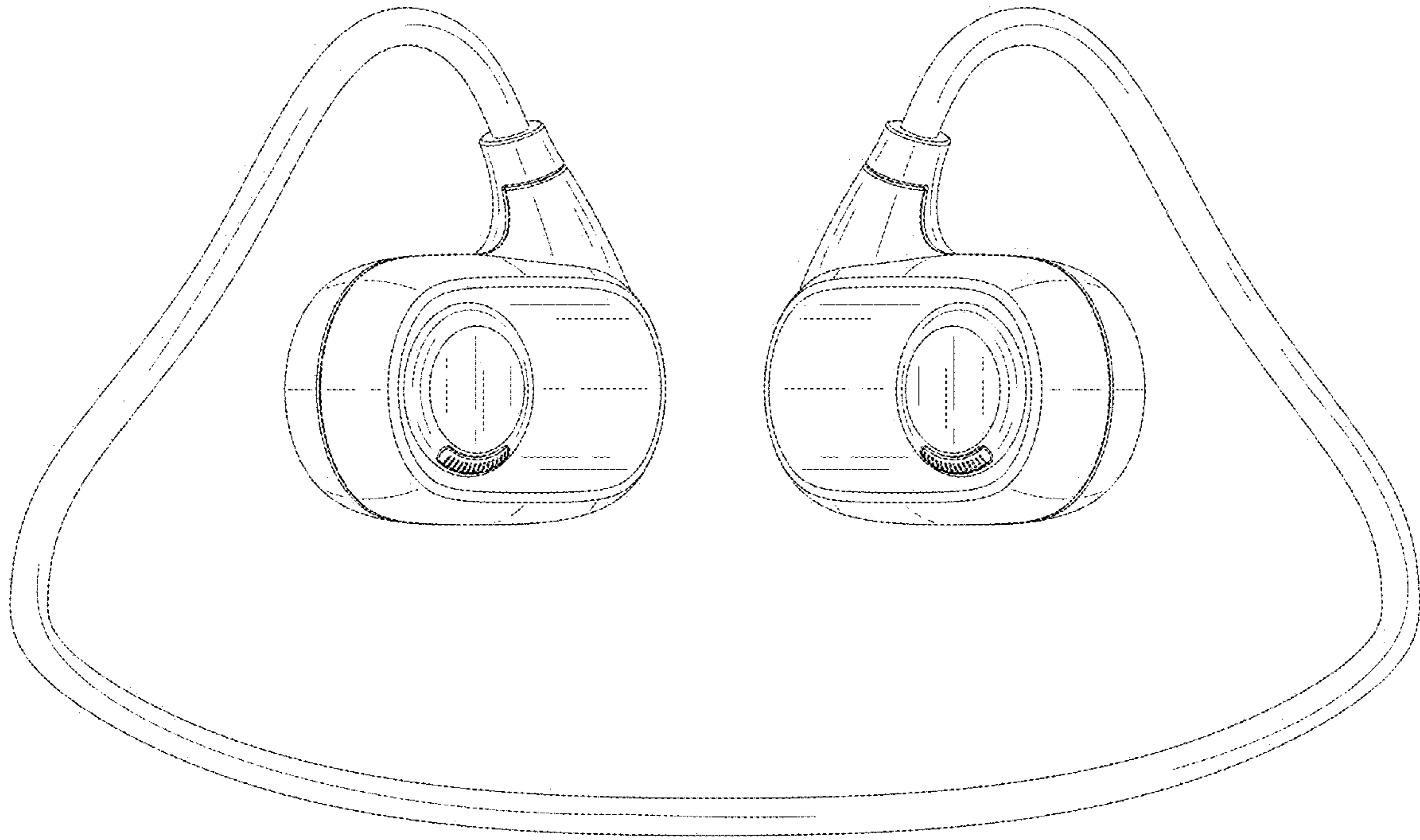


FIG. 7

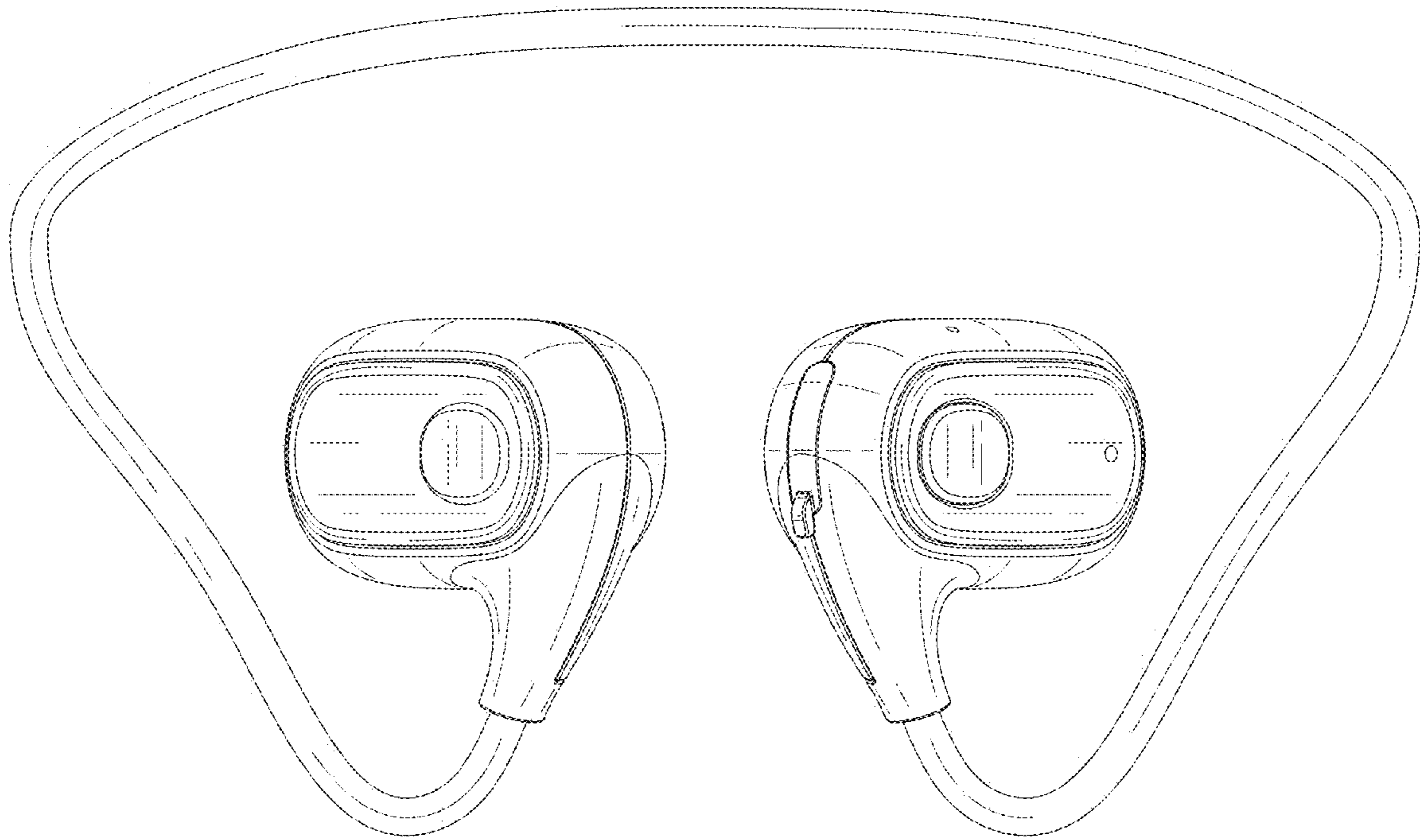


FIG. 8

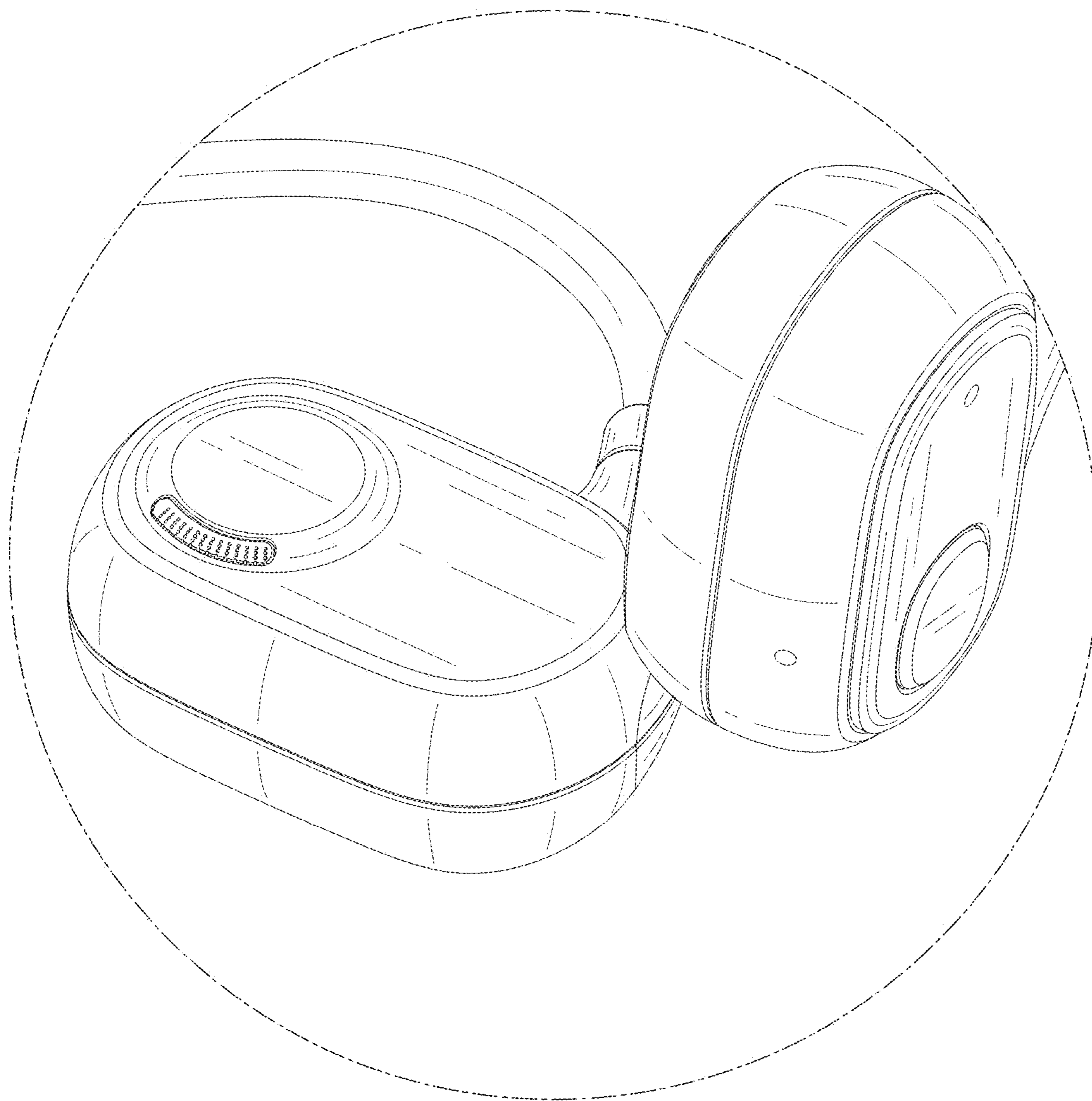


FIG. 9