



US00D983756S

(12) **United States Design Patent** (10) **Patent No.:** **US D983,756 S**  
**Johnson et al.** (45) **Date of Patent:** **\*\* Apr. 18, 2023**

(54) **WALL PLATE SHIELD**  
(71) Applicant: **ABL IP Holding LLC**, Atlanta, GA (US)  
(72) Inventors: **John R. Johnson**, Flowery Branch, GA (US); **Steven E. Downs**, Lilburn, GA (US); **Dennis M. Hoskins**, Monroe, GA (US); **Richard L. Westrick, Jr.**, Social Circle, GA (US); **Kaitlyn K. Mulcahy**, Colechester, CT (US); **Wesley D. McIntire**, Cheshire, CT (US)

D508,198 S \* 8/2005 Holger ..... D8/353  
D511,675 S \* 11/2005 Holger ..... D8/353  
6,979,777 B2 12/2005 Marcou et al.  
7,122,740 B2 10/2006 Xu et al.  
D550,076 S \* 9/2007 Ni ..... D8/353  
D560,174 S \* 1/2008 Sinai ..... D13/173  
7,709,735 B2 5/2010 Vigorito et al.  
7,902,458 B2 3/2011 Eshelman  
7,947,903 B2 5/2011 Peck  
8,420,956 B2 4/2013 Alderson et al.  
D732,482 S \* 6/2015 Hagarty ..... D13/156  
D759,740 S \* 6/2016 Thomsen ..... D15/148  
10,389,098 B2 8/2019 Shotey

\* cited by examiner

(73) Assignee: **ABL IP Holding LLC**, Atlanta, GA (US)

*Primary Examiner* — Jennifer O King

(\*\*) Term: **15 Years**

(74) *Attorney, Agent, or Firm* — Kilpatrick Townsend & Stockton LLP

(21) Appl. No.: **29/794,121**

(57) **CLAIM**

(22) Filed: **Jun. 10, 2021**

The ornamental design for a wall plate shield, as shown and described.

(51) **LOC (14) Cl.** ..... **13-03**

(52) **U.S. Cl.**  
USPC ..... **D13/156**

(58) **Field of Classification Search**  
USPC ..... D13/151, 152, 154, 155, 156; D8/350, D8/352, 351  
See application file for complete search history.

**DESCRIPTION**

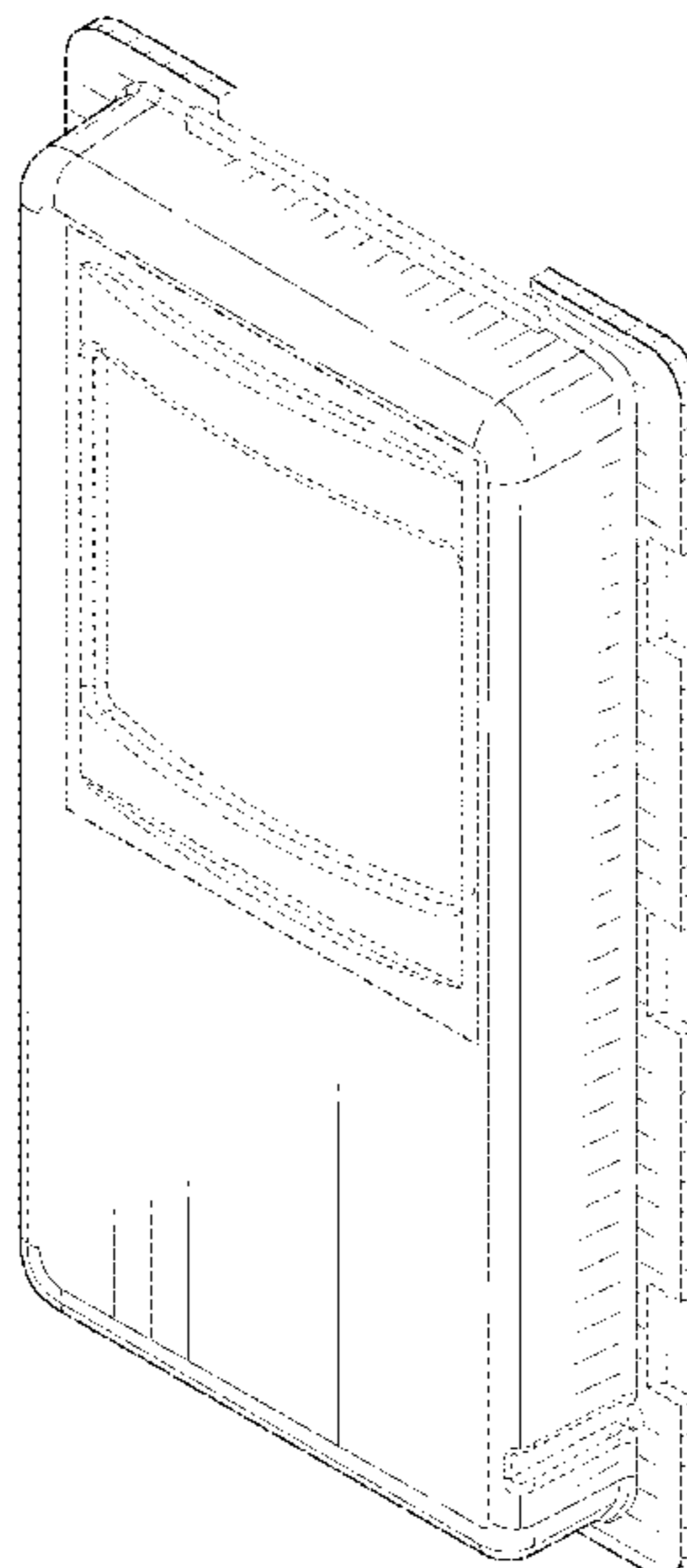
(56) **References Cited**

U.S. PATENT DOCUMENTS

3,987,928 A 10/1976 Mori  
5,073,681 A 12/1991 Hubben et al.  
5,180,886 A \* 1/1993 Dierenbach ..... H02G 3/14  
220/241  
D379,453 S \* 5/1997 Fabrizi ..... D13/177  
5,723,817 A 3/1998 Arenas et al.  
D430,478 S \* 9/2000 De brey ..... D8/353  
D461,114 S \* 8/2002 Aubert Capella ..... H02G 3/14  
D8/353  
D493,695 S \* 8/2004 Wengrower ..... D13/177

FIG. 1 is a front perspective view of a wall plate shield.  
FIG. 2 is a front view of the wall plate shield of FIG. 1.  
FIG. 3 is a rear view of the wall plate shield of FIG. 1.  
FIG. 4 is a left side view of the wall plate shield of FIG. 1.  
FIG. 5 is a right side view of the wall plate shield of FIG. 1.  
FIG. 6 is a top view of the wall plate shield of FIG. 1; and, FIG. 7 is a bottom view of the wall plate shield of FIG. 1.  
The details shown in even broken lines are for illustrative purposes only and form no part of the claimed design. The dash-dot broken lines represent boundaries of unclaimed portions of the claimed design and form no part of the claimed design.

**1 Claim, 5 Drawing Sheets**



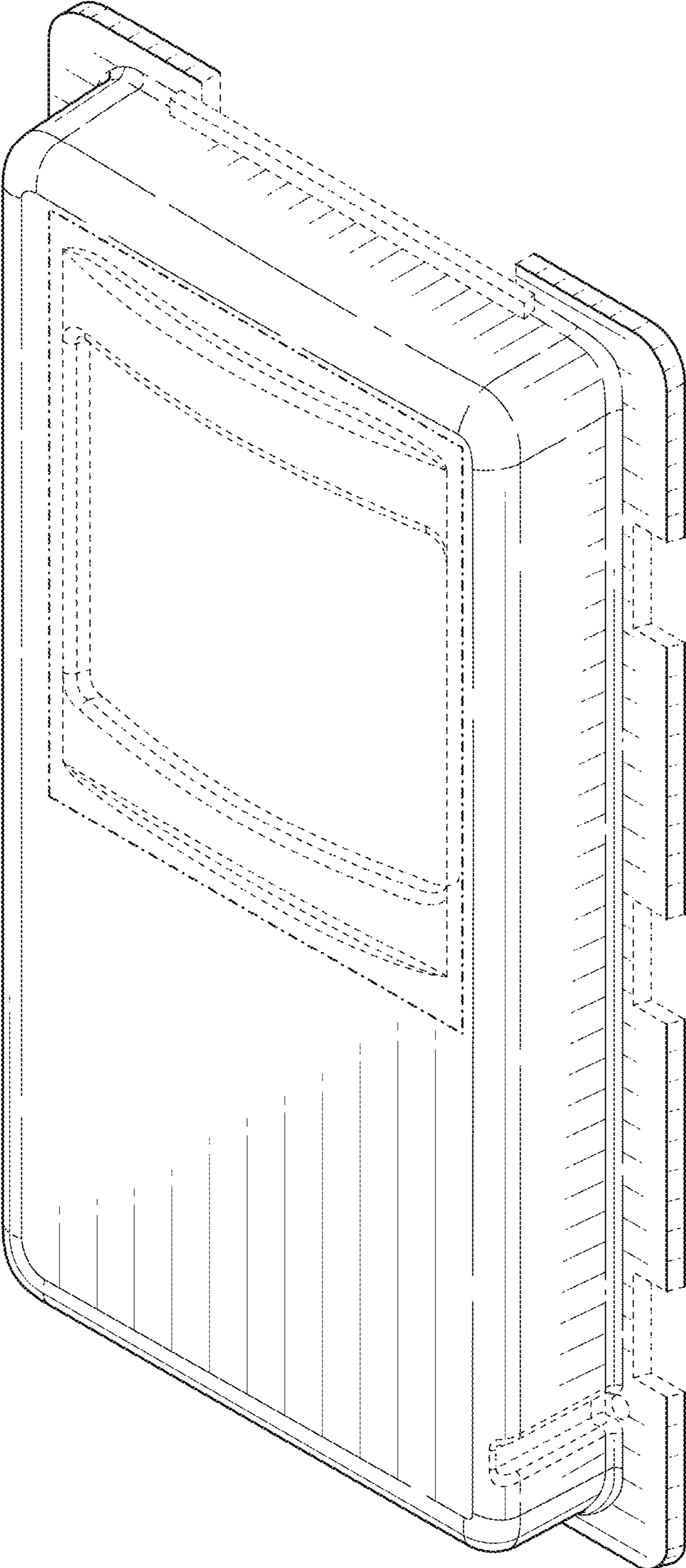


FIG. 1

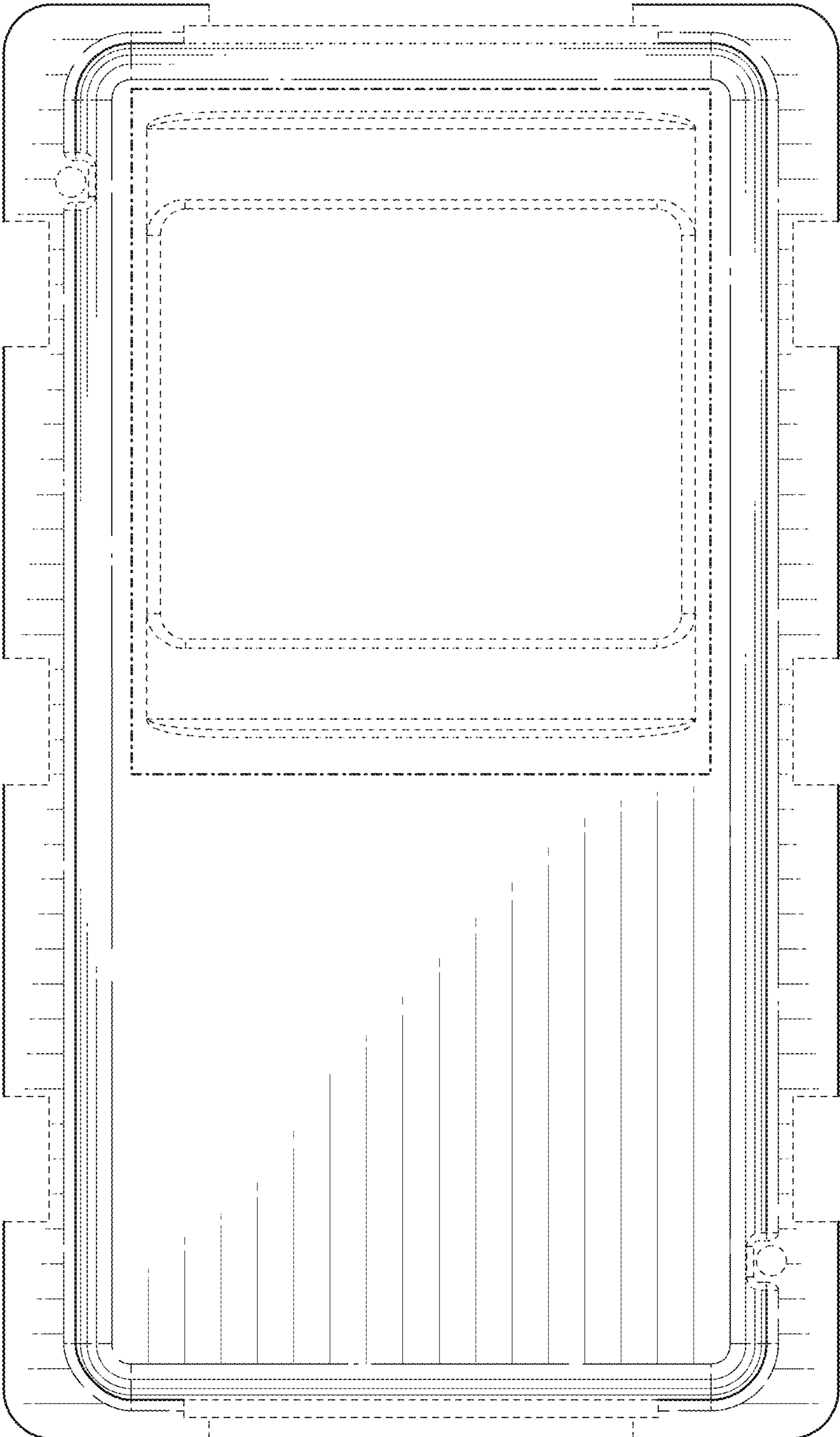


FIG. 2

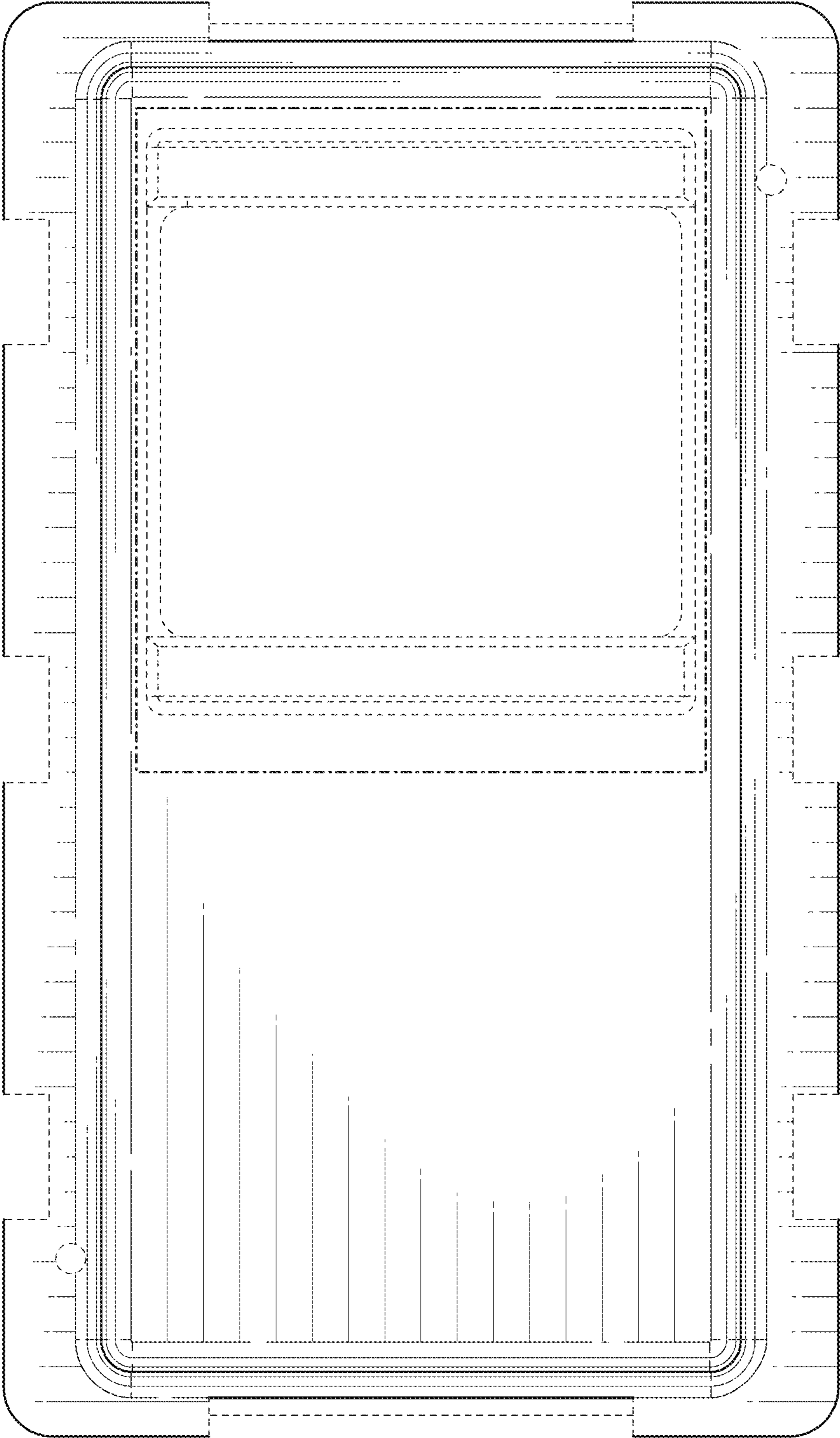


FIG. 3



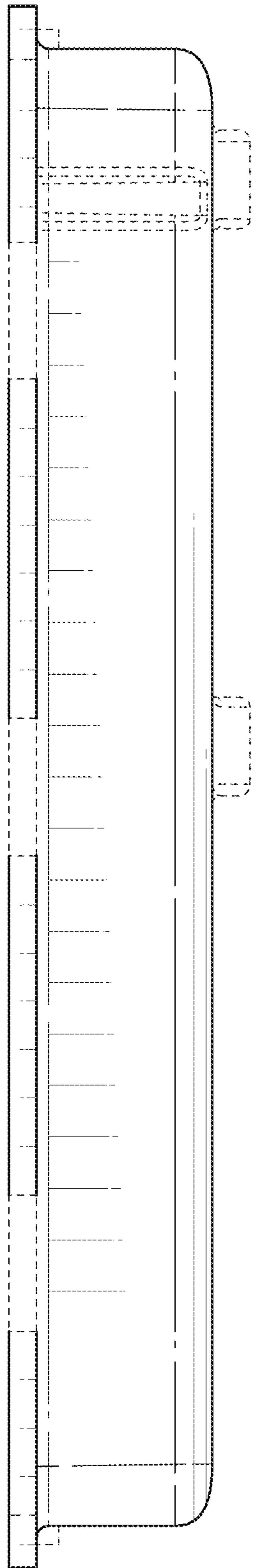


FIG. 4

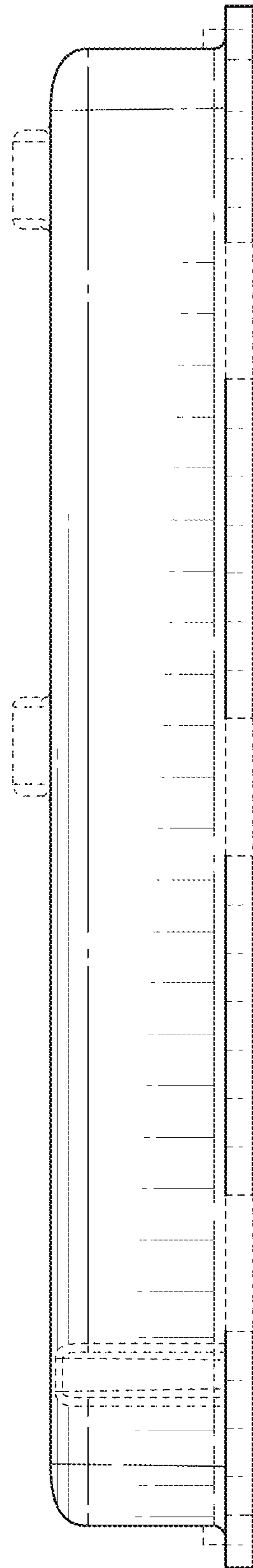


FIG. 5

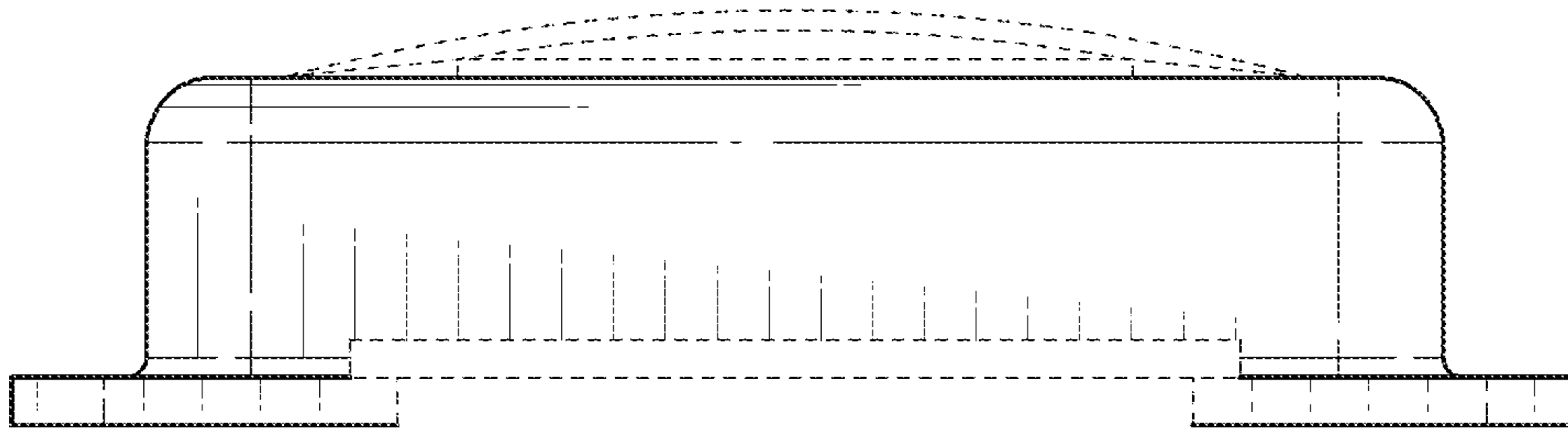


FIG. 6

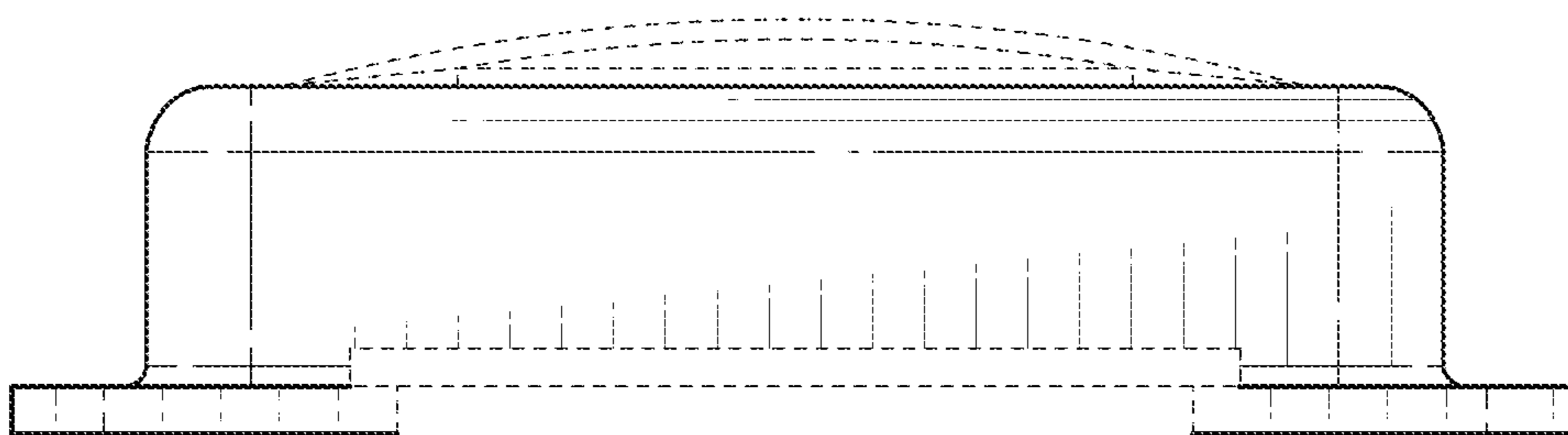


FIG. 7