



US00D983755S

(12) **United States Design Patent** (10) **Patent No.:** **US D983,755 S**
Kioski et al. (45) **Date of Patent:** **** Apr. 18, 2023**

(54) **FLEXIBLE TROUGH**

FOREIGN PATENT DOCUMENTS

(71) Applicant: **Telect, Inc.**, Liberty Lake, WA (US)
(72) Inventors: **Bryan Joseph Kioski**, Spokane, WA (US); **Walter Dean Takisaki**, Spokane Valley, WA (US)

ES 2239882 A1 10/2005
KR 20130032651 A 4/2013
WO 2007077458 7/2007

(73) Assignee: **Telect, Inc.**, Liberty Lake, WA (US)

OTHER PUBLICATIONS

(**) Term: **15 Years**

Extended European Search Report dated Nov. 3, 2021 for European Patent Application No. 19793035.2, 13 pages.

(21) Appl. No.: **29/782,910**

(Continued)
Primary Examiner — Katrina N Gonzalez
(74) *Attorney, Agent, or Firm* — Lee & Hayes, P.C.

(22) Filed: **May 10, 2021**

(57) **CLAIM**

The ornamental design for a flexible trough, as shown and described.

Related U.S. Application Data

DESCRIPTION

(62) Division of application No. 29/645,348, filed on Apr. 25, 2018, now Pat. No. Des. 918,846.

(51) **LOC (14) Cl.** **13-03**

(52) **U.S. Cl.**
USPC **D13/155**

(58) **Field of Classification Search**
USPC D13/154, 155, 156, 184; D8/333, 349, D8/354, 356, 357, 373; 174/71 R; 248/207
CPC H02G 3/0468; H02G 3/30; H02G 3/0456; F16L 3/015; F16L 11/11
See application file for complete search history.

FIG. 1 is a front perspective view of a flexible trough with a gate on the front of the flexible trough in a closed position; FIG. 2 is a front view thereof; FIG. 3 is a back view thereof; FIG. 4 is a left-side view thereof; FIG. 5 is a right-side view thereof; FIG. 6 is a top view thereof; FIG. 7 is a bottom view thereof; FIG. 8 is a front perspective view of the flexible trough with the gate on the front of the flexible trough in an opened position; FIG. 9 is a front view thereof; FIG. 10 is a back view thereof; FIG. 11 is a left-side view thereof; FIG. 12 is a right-side view thereof; FIG. 13 is a top view thereof; and, FIG. 14 is a bottom view thereof. The dashed broken lines depict portions of the flexible trough that form no part of the claimed design.

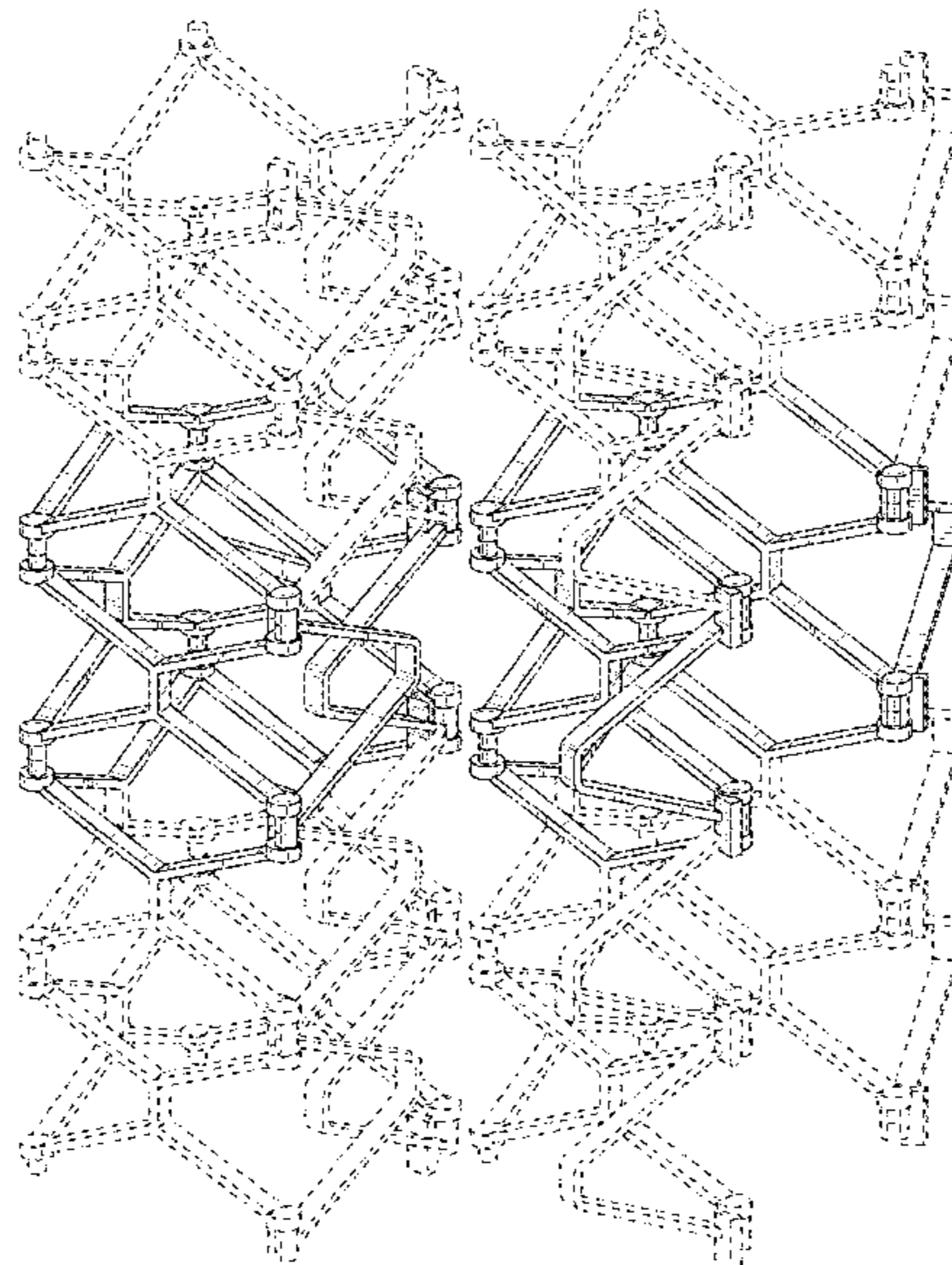
(56) **References Cited**

U.S. PATENT DOCUMENTS

2,011,017 A 8/1935 Sheehan
2,299,687 A 10/1942 Farrand
2,921,607 A 1/1960 Caveney
3,321,571 A 5/1967 Lynch
3,345,728 A 10/1967 Upchurch, Jr.
4,278,834 A 7/1981 Boundy
4,856,765 A 8/1989 Kohno et al.

(Continued)

1 Claim, 14 Drawing Sheets



(56)

References Cited

U.S. PATENT DOCUMENTS

5,240,209 A * 8/1993 Kutsch G02B 6/4461
248/74.1
D404,364 S 1/1999 Viklund et al.
6,365,834 B1 4/2002 Larsen et al.
6,674,952 B2 * 1/2004 Howell G02B 6/4453
385/137
6,814,244 B1 11/2004 Hathcock
6,944,387 B2 * 9/2005 Howell G02B 6/4461
385/53
7,963,486 B2 6/2011 Wilson et al.
8,882,051 B2 11/2014 Bleus et al.
9,054,506 B2 6/2015 Krietzman et al.
9,841,179 B2 * 12/2017 Williams H02G 3/0608
9,904,028 B2 * 2/2018 Kioski G02B 6/4452
10,148,073 B1 12/2018 Kioski et al.
10,152,852 B2 * 12/2018 Knaggs H04B 10/2575
10,734,795 B2 8/2020 Kioski et al.
D918,846 S * 5/2021 Kioski D13/155
D938,363 S * 12/2021 Wellens D13/155
2001/0022231 A1 9/2001 Dyer
2005/0103517 A1 5/2005 Canepa
2005/0115152 A1 6/2005 Levesque et al.
2005/0115737 A1 6/2005 Levesque et al.
2005/0217880 A1 10/2005 Marcotte
2006/0162948 A1 7/2006 Rinderer et al.
2008/0264032 A1 10/2008 Kitagawa et al.
2009/0206217 A1 8/2009 Wilson et al.
2011/0174534 A1 7/2011 Krietzman et al.

2012/0126067 A1 5/2012 Chauzu et al.
2017/0242211 A1 * 8/2017 Kioski G02B 6/4452
2019/0173269 A1 6/2019 Hermey et al.
2019/0334330 A1 10/2019 Kioski et al.
2020/0028339 A1 1/2020 Kioski et al.

OTHER PUBLICATIONS

Chinese Office Action dated Feb. 28, 2020 for Chinese Patent Application No. 201830597414.6, a counter part of U.S. Appl. No. 29/645,348, 2 pages.
Chinese Office Action dated Nov. 14, 2019 for Chinese Design Application No. 201830597414.6, a counter part of Design U.S. Appl. No. 29/645,348, 1 page.
CN Office Action dated May 13, 2019, for Chinese Patent application 2010830597414.6, a counterpart foreign application of U.S. Appl. No. 29/645,348, 1 page.
Chinese Office Action dated Aug. 6, 2019 for Chinese Patent Application No. 201830597414.6, a counter part of U.S. Appl. No. 29/645,348, 1 page.
FlexTrax: Innovative Cable Management Solution, retrieved on Dec. 30, 2020, at <<https://www.youtube.com/watch?v=G7kOGZNDdTo&feature=emb_logo>>, 2020, 1 pg.
Office Action for U.S. Appl. No. 16/586,615, dated Dec. 2, 2019, Kioski, "Flexible Conduit Systems For Routing Cables", 9 pages.
PCT Search Report and Written Opinion dated Jun. 20, 2019 for PCT Application No. PCT/US2019/028984, 6 pages.

* cited by examiner

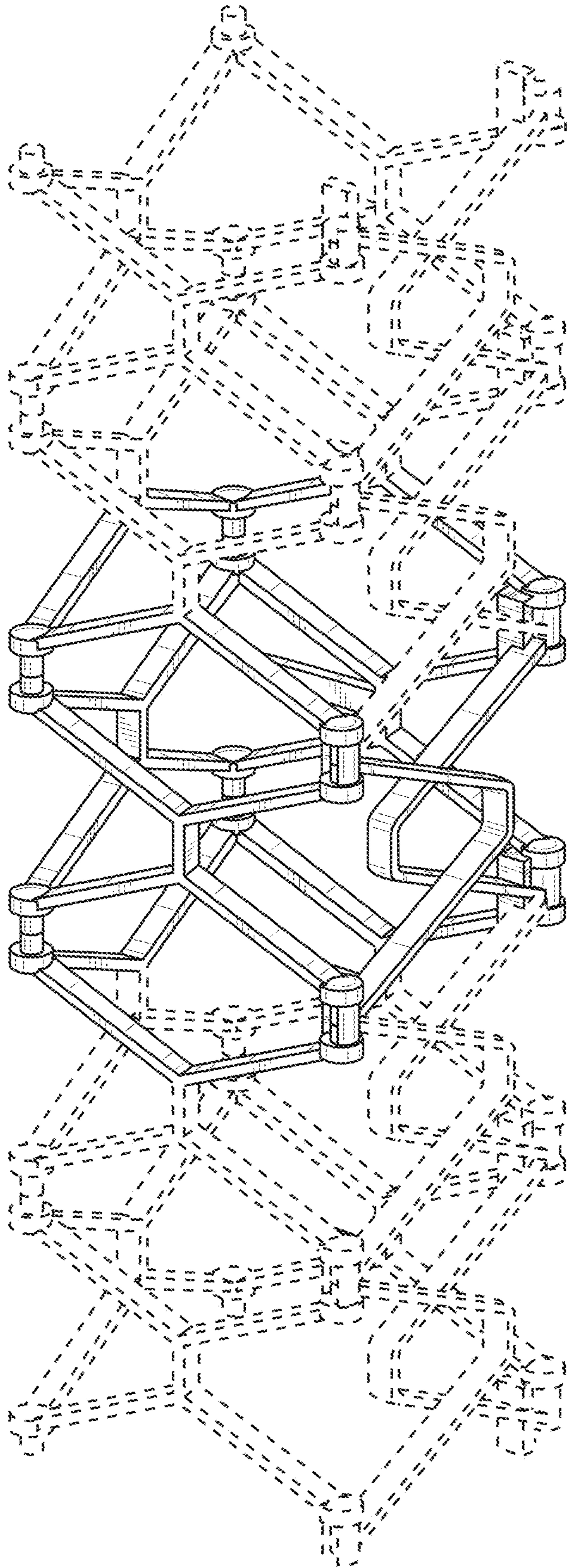


FIG. 1

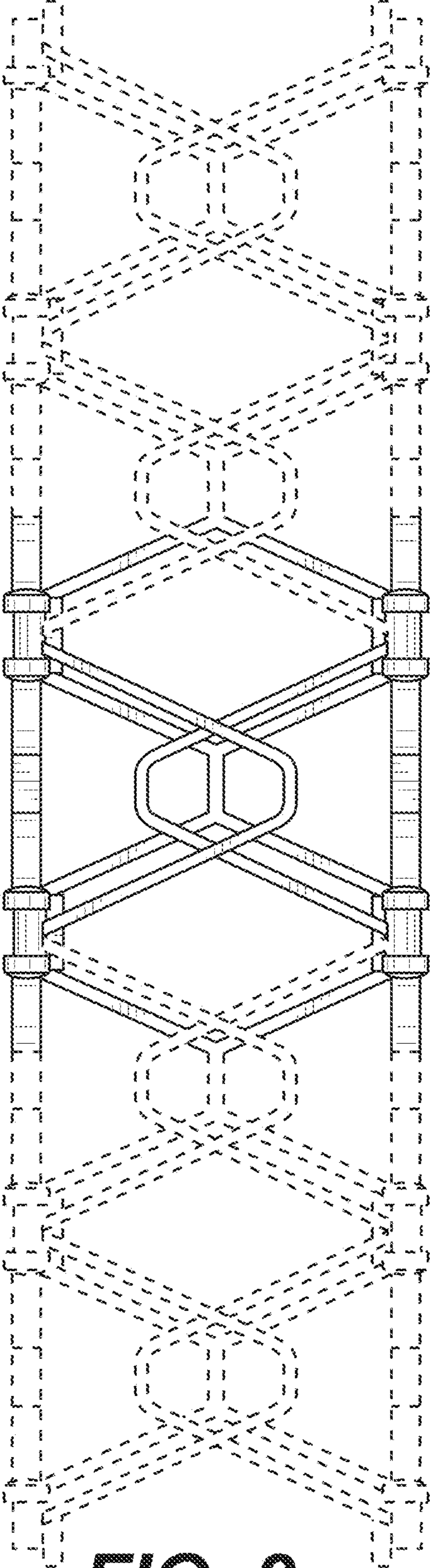


FIG. 2

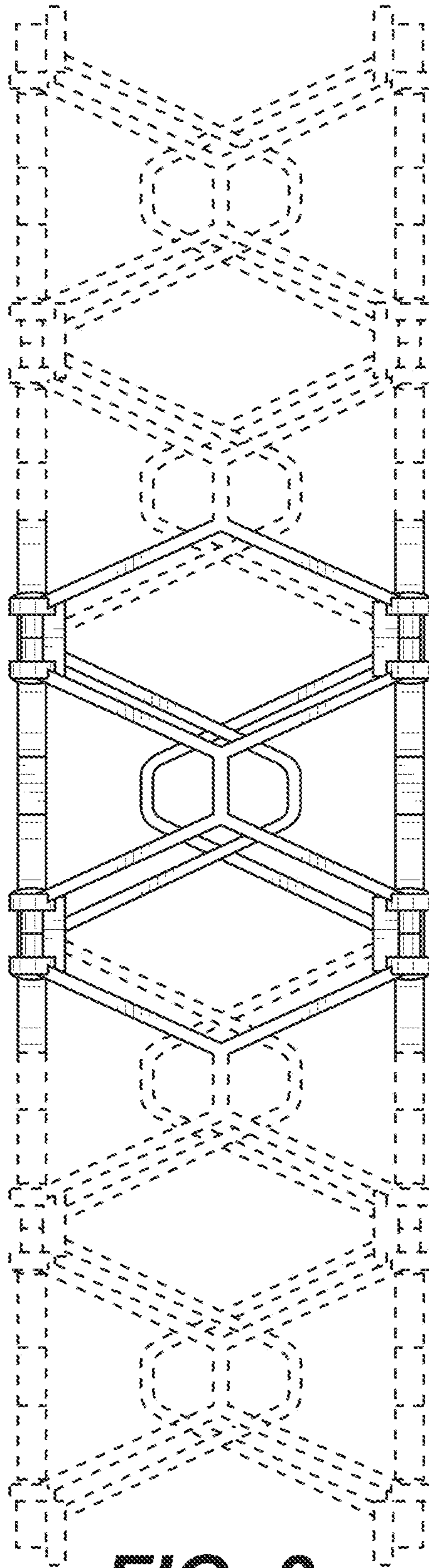


FIG. 3

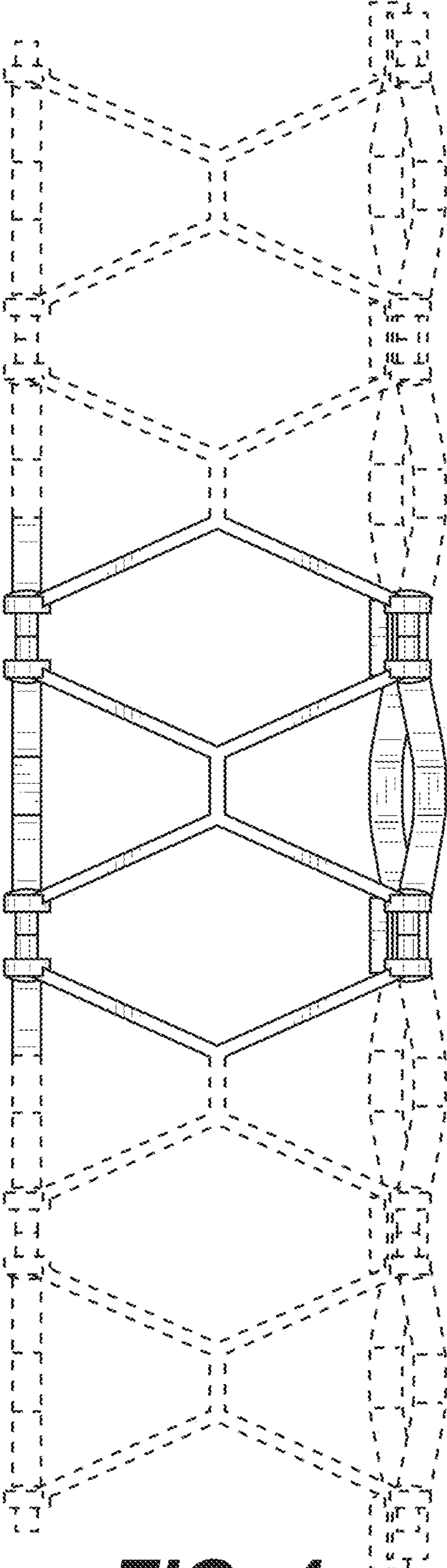


FIG. 4

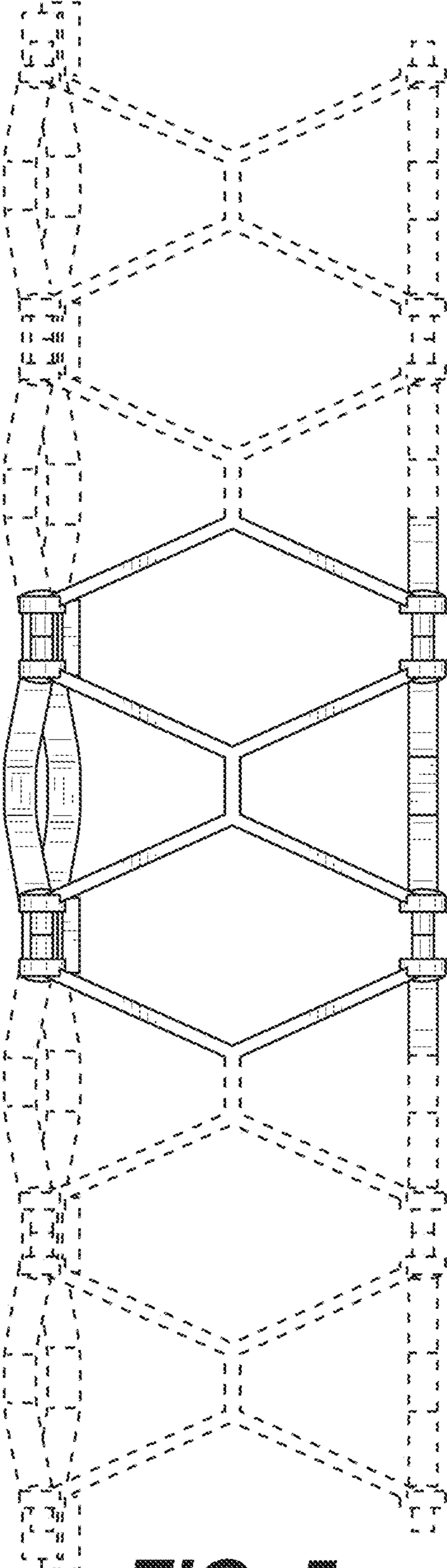


FIG. 5

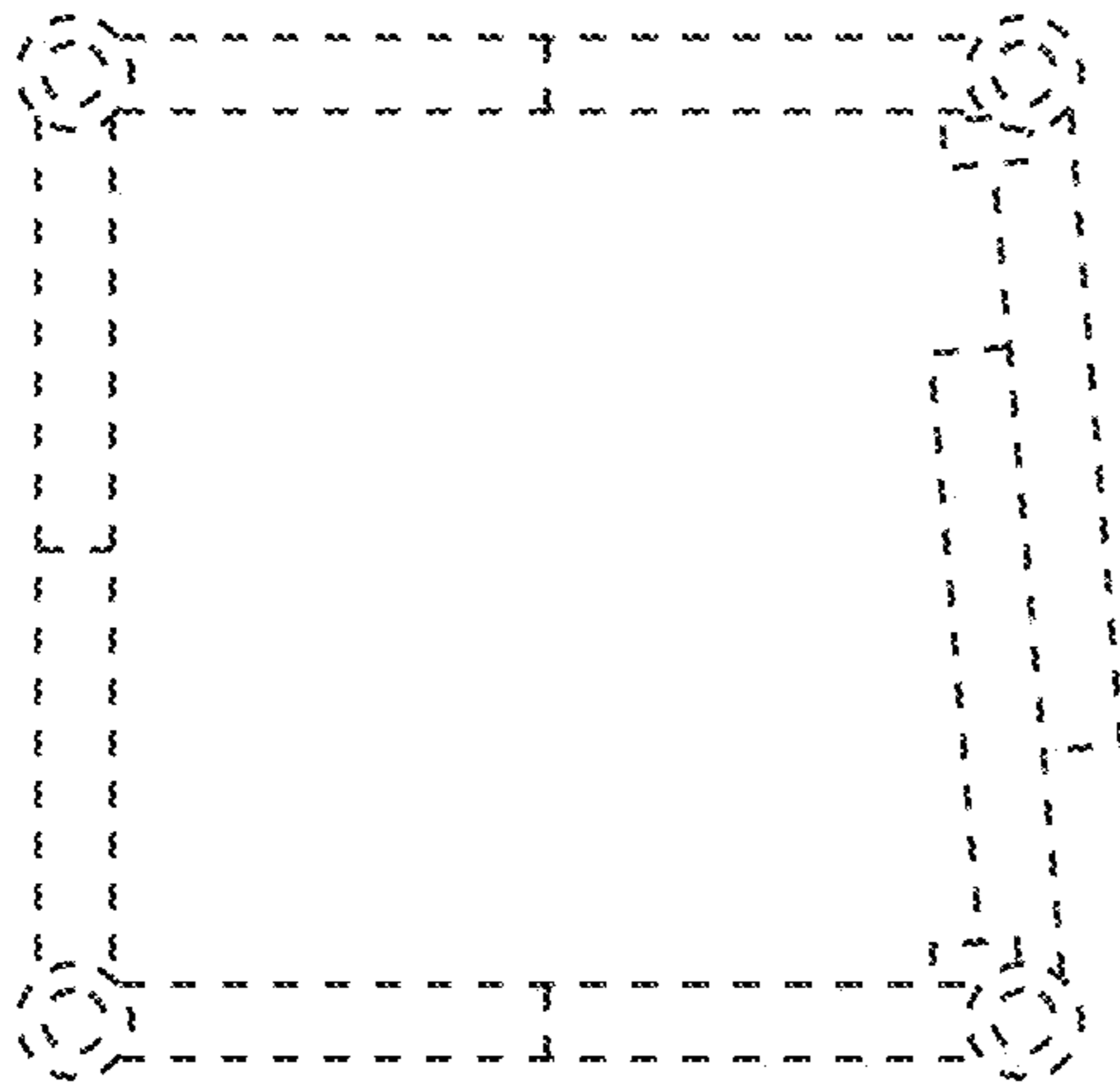


FIG. 6

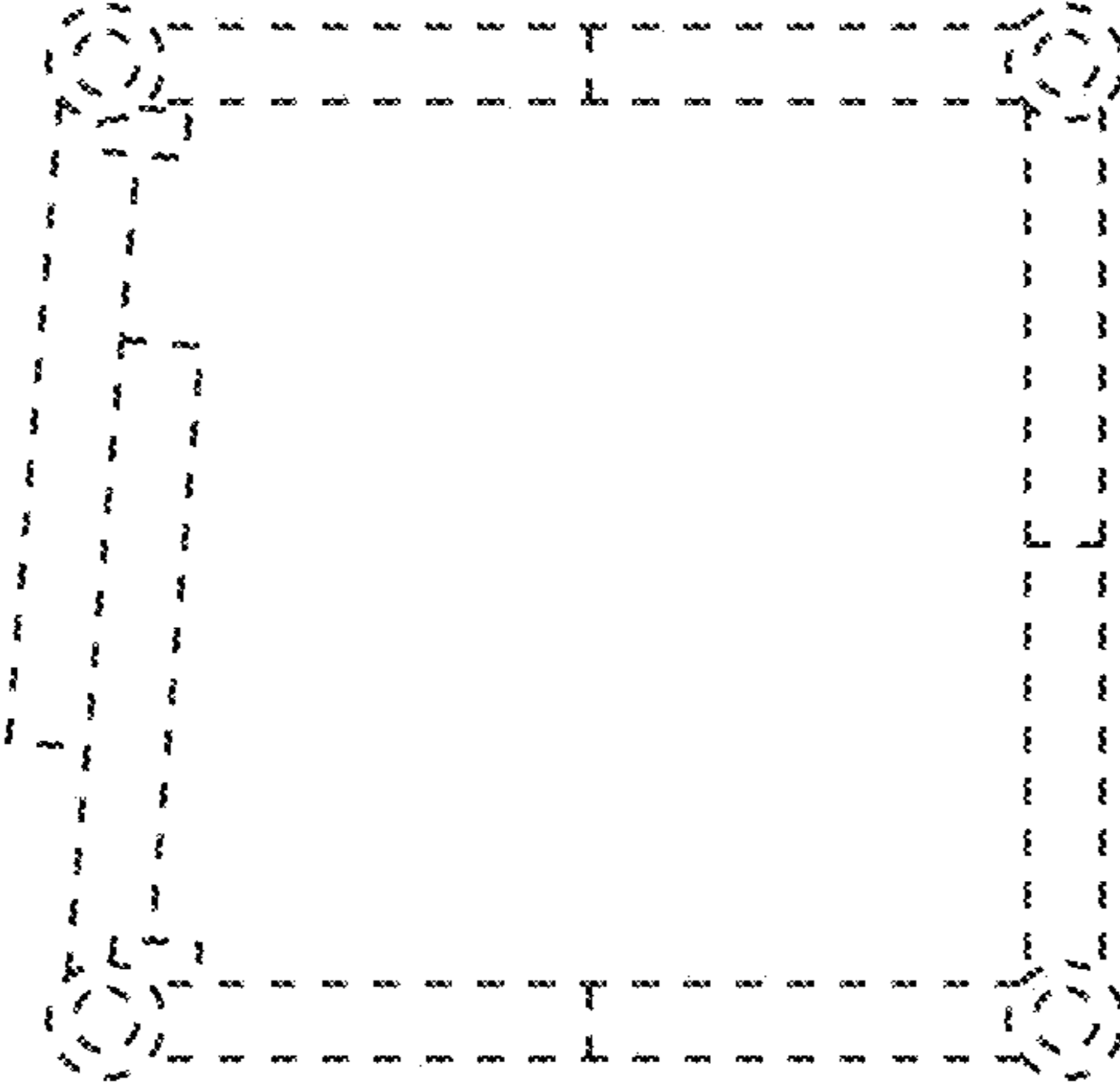


FIG. 7

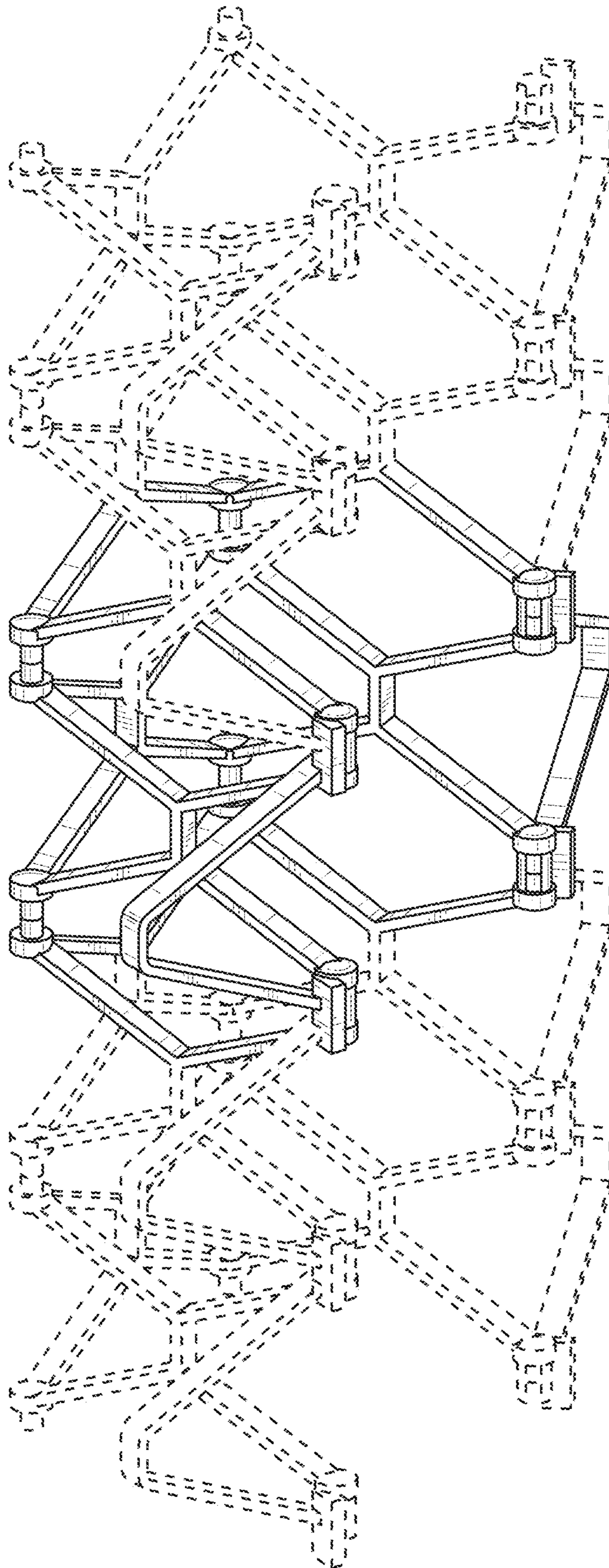


FIG. 8

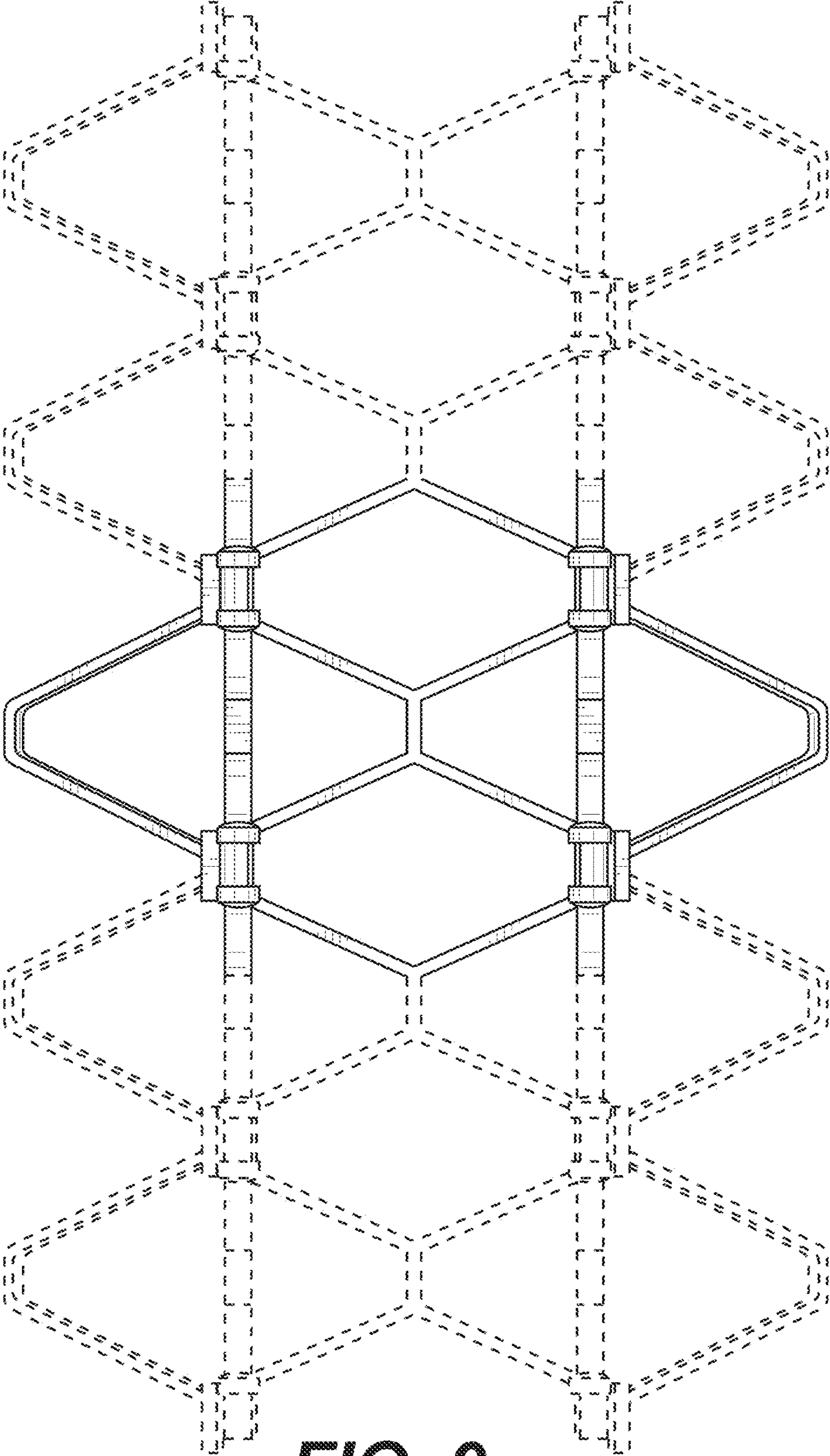


FIG. 9

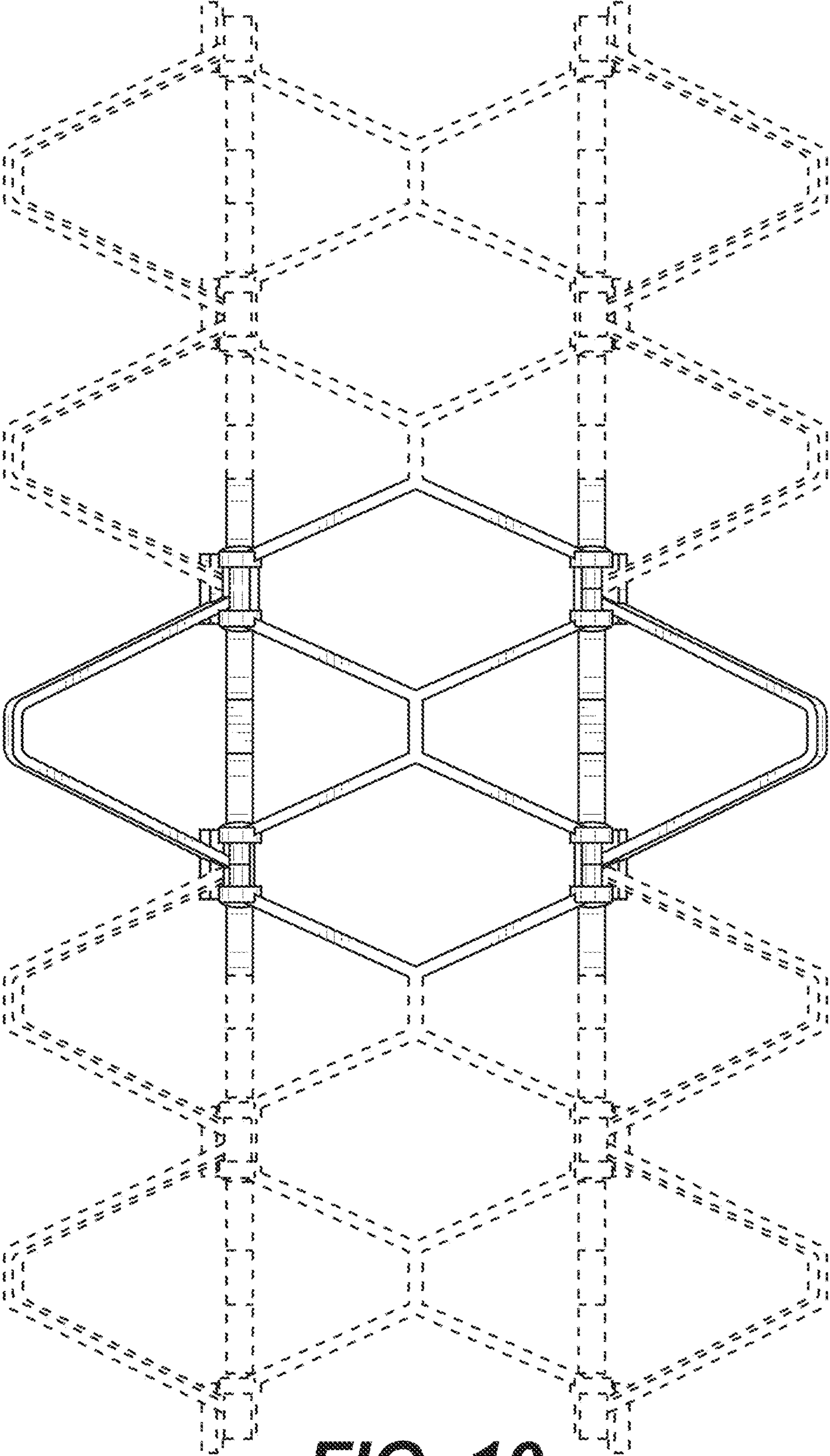


FIG. 10

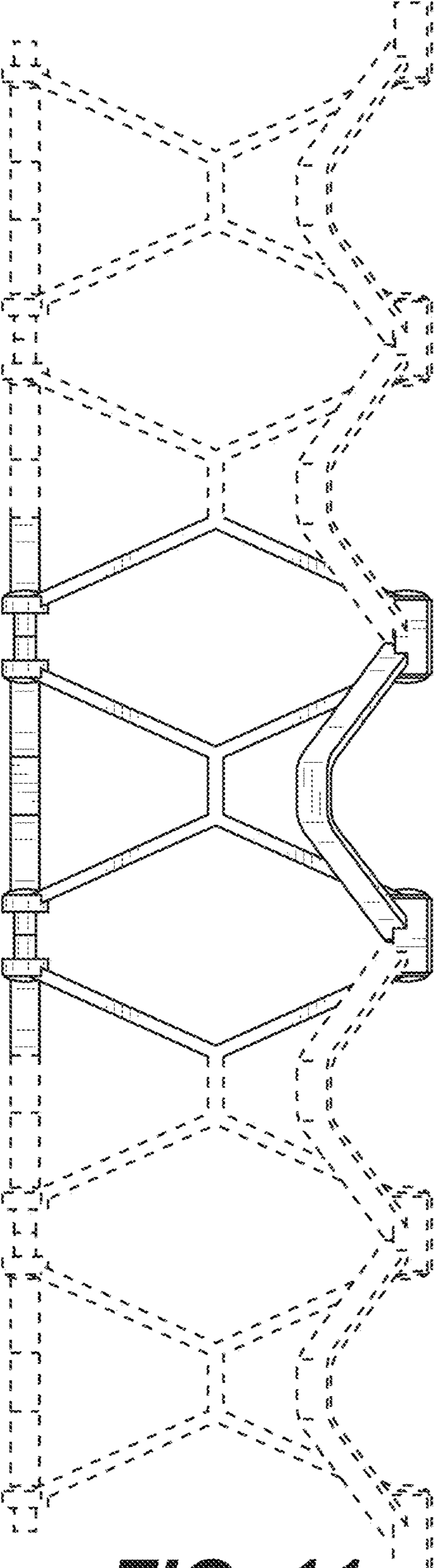


FIG. 11

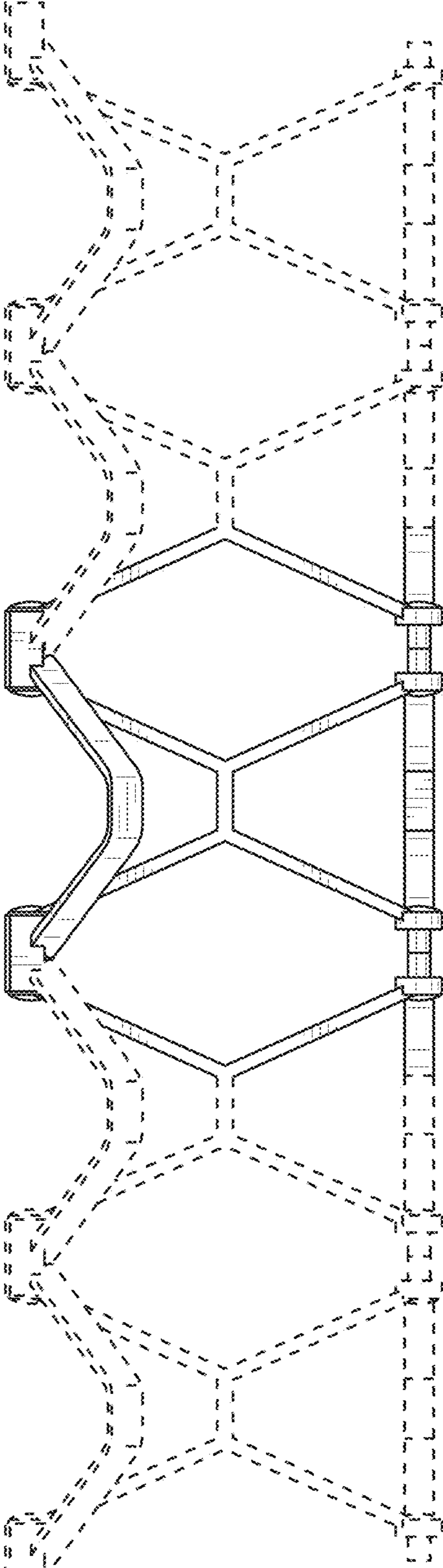


FIG. 12




FIG. 13




FIG. 14